



DTM Budapest

Hungaroring, length 4381 m

16. - 18.06.2017

FIA Formula 3 European Championship

Lap Analysis free practice 2, 16.06.2017

FIA-Visa.No.: 4F3-HUN13062017

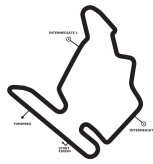
1 Joel Eriksson , Dallara F317 - Volkswagen / SWE									theoretical besttime: 1:34.942								
Lap	Time	S1	V1	S2	V2	S3	V3	Vmax	Lap	Time	S1	V1	S2	V2	S3	V3	Vmax
1	9:43.886		168	42.544	156	29.596	162		10	5:20.727	4:11.695	151	40.472	180	28.560	185	
2	1:40.636	38.369	209	33.983	198	28.284	189	175	11	1:38.076	37.366	210	34.406	199	26.304	189	193
3	1:35.925	35.943	210	33.543	197	26.439	188	217	12	1:34.987	35.598	210	33.237	199	26.152	189	218
4	1:48.407	35.814	210	34.620	124	37.973	186	216	13	1:46.638	35.567	211	41.194	161	29.877	189	218
5	1:57.730	36.624	196	40.315	147	40.791	188	216	14	1:35.069	35.669	210	33.226	198	26.174	189	216
6	1:37.453	36.334	211	34.161	196	26.958	188	216	15	1:35.287	35.685	210	33.223	198	26.379	189	217
7	1:35.794	35.967	210	33.579	197	26.248	188	216	16	1:50.704	44.481	157	39.792	197	26.431	189	166
8	1:35.600	35.924	211	33.428	198	26.248	188	216	17	1:41.217	35.667	210	33.257	199			217
9	1:40.886	36.420	210	33.841	196			216									

3 Maximilian Günther , Dallara F317 - Mercedes-Benz / DEU									theoretical besttime: 1:35.409								
Lap	Time	S1	V1	S2	V2	S3	V3	Vmax	Lap	Time	S1	V1	S2	V2	S3	V3	Vmax
1	7:50.348		191	37.128	184	27.694	185		9	9:26.331	8:20.223	191	38.120	183	27.988	184	
2	1:36.689	36.354	207	33.946	196	26.389	187	215	10	1:48.490	44.045	164	36.900	178	27.545	187	211
3	1:36.512	36.135	208	33.890	196	26.487	186	215	11	1:35.500	35.849	208	33.325	199	26.326	187	215
4	1:39.881	36.192	210	36.412	184	27.277	187	216	12	1:39.416	35.825	210	34.984	169	28.607	187	217
5	1:36.096	36.023	210	33.787	196	26.286	186	216	13	1:39.354	35.817	211	35.596	144	27.941	188	216
6	1:39.073	36.158	210	33.721	196	29.194	187	216	14	1:37.660	35.802	210	33.321	199	28.537	186	216
7	1:38.806	36.013	209	35.072	186	27.721	187	216	15	1:35.644	35.841	209	33.474	197	26.329	188	216
8	1:40.360	36.089	211	33.727	196			216	16	1:37.313	35.866	210	33.635	196	27.812	187	217

5 Pedro Piquet , Dallara F317 - Mercedes-Benz / BRA									theoretical besttime: 1:35.536								
Lap	Time	S1	V1	S2	V2	S3	V3	Vmax	Lap	Time	S1	V1	S2	V2	S3	V3	Vmax
1	7:44.410		204	35.941	189	26.857	185		10	7:40.037	6:34.032	183	38.513	184	27.492	184	
2	1:37.213	36.231	209	34.263	193	26.719	186	214	11	1:40.343	36.551	207	34.313	195	29.479	188	209
3	1:36.634	36.043	208	34.172	196	26.419	187	214	12	1:36.122	35.856	210	33.618	197	26.648	188	216
4	1:37.694	36.969	209	34.286	192	26.439	187	216	13	1:39.021	37.682	169	34.971	192	26.368	188	220
5	1:36.266	35.935	210	33.777	196	26.554	186	216	14	1:35.737	35.780	211	33.411	199	26.546	188	217
6	1:37.814	35.918	210	33.808	199	28.088	188	215	15	1:40.928	37.122	211	37.242	193	26.564	188	219
7	1:38.959	36.161	210	35.863	187	26.935	187	216	16	1:35.884	35.757	211	33.562	199	26.565	188	217
8	1:36.552	36.024	210	33.617	198	26.911	185	216	17	1:38.779	36.677	209	35.366	192	26.736	187	217
9	1:44.023	36.445	210	34.625	193			214	18	1:43.039	35.772	212	33.630	198			216

7 Ralf Aron , Dallara F317 - Mercedes-Benz / EST									theoretical besttime: 1:35.597								
Lap	Time	S1	V1	S2	V2	S3	V3	Vmax	Lap	Time	S1	V1	S2	V2	S3	V3	Vmax
1	5:44.304		188	37.036	189	27.082	187		10	7:10.321	6:06.186	188	36.868	187	27.267	187	
2	1:37.194	36.385	208	34.291	195	26.518	188	213	11	1:38.287	36.582	208	34.537	175	27.168	187	212
3	1:36.368	36.058	210	33.841	196	26.469	188	216	12	1:36.197	36.122	210	33.708	194	26.367	188	213
4	1:36.206	35.939	210	33.769	197	26.498	188	216	13	1:35.783	35.893	211	33.493	196	26.397	189	215
5	1:38.450	36.043	211	35.839	196	26.568	189	216	14	1:42.163	35.752	211	34.184	136			216
6	1:35.918	35.973	211	33.593	194	26.352	189	216	15	4:20.707	3:20.235	210	33.997	196	26.475	189	
7	1:36.050	35.920	211	33.659	196	26.471	187	216	16	1:35.906	35.876	211	33.513	198	26.517	189	217
8	1:38.316	36.949	197	34.894	197	26.473	189	216	17	1:35.928	35.815	211	33.658	197	26.455	189	217
9	1:44.091	36.176	211	34.461	194			217									

8 Guanyu Zhou , Dallara F317 - Mercedes-Benz / CHN									theoretical besttime: 1:35.223								
Lap	Time	S1	V1	S2	V2	S3	V3	Vmax	Lap	Time	S1	V1	S2	V2	S3	V3	Vmax
1	8:48.545		155	39.173	178	28.386	183		10	7:48.484	6:43.170	187	37.135	187	28.179	140	
2	1:43.837	40.918	179	35.978	192	26.941	187	205	11	1:49.935	41.941	153	40.478	150	27.516	189	177
3	1:43.810	36.686	207	40.299	190	26.825	188	211	12	1:35.384	35.814	209	33.403	198	26.167	187	216
4	1:36.580	36.216	210	33.960	196	26.404	187	216	13	1:37.873	35.774	210	33.532	197	28.567	189	217
5	1:36.263	36.059	208	33.754	197	26.450	187	216	14	1:35.334	35.769	210	33.287	200	26.278	188	217
6	1:37.697	36.225	208	34.931	193	26.541	187	216	15	1:52.650	39.960	116	45.939	192	26.751	188	218
7	1:36.880	36.194	209	34.018	193	26.668	186	217	16	1:35.393	35.800	209	33.311	199	26.282	189	216
8	1:36.821	36.229	207	33.981	197	26.611	186	215	17	1:52.779	36.360	211	36.444	173			217
9	1:44.260	36.336	208	34.779	191			216									



DTM Budapest

Hungaroring, length 4381 m

16. - 18.06.2017

FIA Formula 3 European Championship

Lap Analysis free practice 2, 16.06.2017

FIA-Visa.No.: 4F3-HUN13062017

11 Tadasuke Makino , Dallara F317 - Mercedes-Benz / JPN theoretical besttime: 1:35.604

Lap	Time	S1	V1	S2	V2	S3	V3	Vmax	Lap	Time	S1	V1	S2	V2	S3	V3	Vmax
1	8:26.839		194	36.959	190	26.935	186		9	1:35.997	35.960	209	33.711	195	26.326	188	215
2	1:36.745	36.203	207	34.005	192	26.537	186	215	10	1:37.826	36.934	210	34.103	194	26.789	186	216
3	1:38.375	36.213	208	35.676	192	26.486	187	215	11	1:35.976	35.953	209	33.713	196	26.310	187	216
4	1:36.598	36.201	209	33.854	195	26.543	186	216	12	1:36.584	36.510	209	33.462	196	26.612	186	217
5	1:36.800	36.009	209	33.938	194	26.853	186	216	13	1:35.921	35.943	209	33.708	196	26.270	188	216
6	1:45.305	36.193	212	34.918	190			216	14	1:36.993	35.958	208	34.609	196	26.426	188	216
7	9:47.045	8:39.482	172	39.358	182	28.205	183		15	1:36.370	35.872	210	34.029	196	26.469	188	216
8	1:38.116	37.079	208	34.757	194	26.280	187	211	16	1:36.019	35.937	210	33.617	195	26.465	187	216

17 Harrison Newey , Dallara F317 - Mercedes-Benz / GBR theoretical besttime: 1:35.672

Lap	Time	S1	V1	S2	V2	S3	V3	Vmax	Lap	Time	S1	V1	S2	V2	S3	V3	Vmax
1	14:27.504		204	35.951	189	27.340	186		8	1:43.142	40.522	199	34.340	182	28.280	188	201
2	1:36.768	36.460	208	33.777	196	26.531	186	213	9	1:35.778	36.030	209	33.462	198	26.286	188	215
3	1:36.170	36.207	208	33.607	196	26.356	187	214	10	1:35.832	35.938	208	33.448	199	26.446	187	216
4	1:38.363	37.711	209	34.125	197	26.527	187	215	11	1:50.811	37.468	162	42.301	179	31.042	188	215
5	1:35.997	36.165	208	33.502	198	26.330	187	214	12	1:36.059	36.141	208	33.560	198	26.358	187	216
6	1:43.435	36.279	208	34.681	191			215	13	1:36.248	36.043	208	33.503	198	26.702	187	215
7	4:54.723	3:47.952	173	38.134	182	28.637	180		14	1:44.314	36.409	209	34.251	191			215

25 Mick Schumacher , Dallara F317 - Mercedes-Benz Rookie / DEU theoretical besttime: 1:35.423

Lap	Time	S1	V1	S2	V2	S3	V3	Vmax	Lap	Time	S1	V1	S2	V2	S3	V3	Vmax
1	7:56.591		195	41.689	175	27.861	184		8	1:36.148	36.037	210	33.554	196	26.557	187	215
2	1:39.867	36.899	209	35.242	188	27.726	186	210	9	1:47.395	36.635	210	36.184	184			215
3	1:36.417	36.184	210	33.807	194	26.426	188	215	10	7:13.215	6:05.324	197	39.473	172	28.418	183	
4	1:36.336	36.051	210	33.827	196	26.458	187	216	11	1:40.283	37.504	202	35.071	193	27.708	187	205
5	2:03.027	41.928	116	48.813	132	32.286	186	216	12	1:41.303	36.187	210	34.041	189	31.075	188	216
6	1:37.796	36.132	211	34.146	194	27.518	187	215	13	1:35.563	35.920	210	33.457	197	26.186	188	216
7	1:36.078	35.931	209	33.715	197	26.432	187	216	14	2:02.825	35.780	211	45.537	170			217

27 Jehan Daruvala , Dallara F317 - Volkswagen Rookie / IND theoretical besttime: 1:35.229

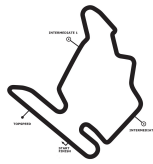
Lap	Time	S1	V1	S2	V2	S3	V3	Vmax	Lap	Time	S1	V1	S2	V2	S3	V3	Vmax
1	8:50.164		199	36.448	188	26.933	187		9	2:18.993	1:08.305	210	35.889	186			
2	1:36.941	36.431	207	34.117	196	26.393	188	216	10	8:17.693	7:13.413	196	36.572	191	27.708	187	
3	1:35.964	35.980	210	33.569	198	26.415	188	216	11	1:37.564	36.367	202	33.876	197	27.321	188	214
4	1:35.838	35.913	211	33.370	198	26.555	188	216	12	1:35.384	35.828	212	33.216	198	26.340	189	217
5	1:38.864	36.963	204	34.557	196	27.344	188	216	13	1:35.454	35.862	213	33.285	199	26.307	188	218
6	1:37.626	36.051	211	33.968	160	27.607	188	216	14	1:37.736	35.706	213	35.236	182	26.794	189	218
7	1:37.531	36.216	211	34.557	192	26.758	187	217	15	1:35.699	35.798	213	33.411	195	26.490	189	218
8	1:52.716	36.100	211	33.923	193			215	16	1:45.535	35.849	212	33.421	199			218

31 Lando Norris , Dallara F317 - Volkswagen Rookie / GBR theoretical besttime: 1:35.351

Lap	Time	S1	V1	S2	V2	S3	V3	Vmax	Lap	Time	S1	V1	S2	V2	S3	V3	Vmax
1	9:31.741		210	35.145	192				9	1:39.014	36.095	211	34.887	194	28.032	189	216
2	2:19.527	1:18.362	208	34.646	194	26.519	188		10	1:38.356	35.880	213	36.202	198	26.274	188	216
3	1:36.949	36.205	211	34.218	196	26.526	188	216	11	1:35.385	35.842	213	33.322	199	26.221	188	217
4	1:36.699	36.079	211	33.993	196	26.627	187	216	12	1:35.560	35.828	212	33.423	199	26.309	189	217
5	1:36.841	36.240	212	33.989	194	26.612	188	216	13	1:43.214	38.303	210	34.364	198	30.547	189	219
6	1:44.866	36.090	212	34.152	195			218	14	1:36.078	35.874	213	33.788	199	26.416	189	218
7	6:38.764	5:35.548	191	36.342	189	26.874	187		15	1:35.848	35.882	211	33.424	199	26.542	189	218
8	1:36.068	36.181	210	33.623	196	26.264	189	214	16	1:42.021	35.808	211	33.602	198			217

33 Marino Sato , Dallara F317 - Volkswagen Rookie / JPN theoretical besttime: 1:35.579

Lap	Time	S1	V1	S2	V2	S3	V3	Vmax	Lap	Time	S1	V1	S2	V2	S3	V3	Vmax
1	11:21.497		190	41.310	173				10	4:17.201	3:06.412	180	41.629	180	29.160	182	
2	2:39.968	1:29.205	201	43.331	182	27.432	185		11	1:40.092	38.011	203	35.384	194	26.697	185	202
3	1:37.379	36.533	209	34.221	196	26.625	185	215	12	1:35.720	36.007	210	33.488	198	26.225	188	216
4	1:36.531	36.188	208	33.962	197	26.381	187	215	13	1:45.076	36.153	193	42.321	191	26.602	188	217
5	1:36.570	36.132	208	33.888	197	26.550	185	216	14	1:36.064	35.866	212	33.619	198	26.579	188	218
6	1:37.692	36.523	210	34.560	192	26.609	185	214	15	1:36.055	36.183	211	33.604	199	26.268	188	219
7	1:36.668	36.094	209	34.055	196	26.519	186	215	16	1:36.121	35.985	212	33.711	198	26.425	188	217
8	1:39.776	37.619	204	35.127	196	27.030	184	216	17	1:35.952	35.904	212	33.515	198	26.533	188	217
9	1:42.770	36.298	209	34.315	192			215									



DTM Budapest

Hungaroring, length 4381 m

16. - 18.06.2017

FIA Formula 3 European Championship

Lap Analysis free practice 2, 16.06.2017

FIA-Visa.No.: 4F3-HUN13062017

34 Jake Hughes , Dallara F317 - Mercedes-Benz / GBR theoretical besttime: 1:35.394

Lap	Time	S1	V1	S2	V2	S3	V3	Vmax	Lap	Time	S1	V1	S2	V2	S3	V3	Vmax
1	9:50.709		199	35.695	188	26.814	185		10	1:36.051	36.068	209	33.599	195	26.384	187	214
2	1:36.354	36.290	206	33.789	194	26.275	187	214	11	1:35.648	36.000	209	33.288	196	26.360	187	215
3	1:36.015	35.987	209	33.639	195	26.389	187	216	12	1:40.054	37.127	206	35.867	184	27.060	188	216
4	1:39.934	36.004	209	36.887	190	27.043	187	215	13	1:35.609	35.831	210	33.424	195	26.354	187	216
5	1:35.943	35.977	209	33.658	195	26.308	188	215	14	1:37.823	35.905	209	33.511	197	28.407	188	216
6	1:46.131	38.333	206	36.196	189			216	15	1:45.898	38.114	203	36.874	186	30.910	188	217
7	6:50.151	5:37.074	174	43.275	164	29.802	180		16	1:42.972	35.934	210	39.259	183	27.779	188	216
8	1:43.743	39.200	174	37.365	192	27.178	187	195	17	1:55.111	39.332	198	39.130	169			216
9	1:38.113	36.000	208	34.064	157	28.049	187	213									

47 Keyvan Andres , Dallara F317 - Volkswagen / DEU theoretical besttime: 1:36.010

Lap	Time	S1	V1	S2	V2	S3	V3	Vmax	Lap	Time	S1	V1	S2	V2	S3	V3	Vmax
1	12:47.373		151	38.249	178	28.545	184		9	1:36.215	36.028	210	33.692	197	26.495	188	215
2	1:43.460	40.897	201	35.618	189	26.945	185	185	10	1:39.174	35.927	211	33.891	195	29.356	187	216
3	1:36.781	36.105	210	34.107	193	26.569	187	214	11	1:45.609	43.295	204	35.570	184	26.744	187	216
4	1:36.761	36.054	209	34.026	193	26.681	186	215	12	1:36.529	36.332	209	33.685	197	26.512	187	216
5	1:40.527	36.107	209	34.113	193			215	13	1:36.495	36.053	209	33.728	196	26.714	187	215
6	6:55.618	5:48.782	173	38.525	180	28.311	183		14	1:37.275	36.109	209	34.233	190	26.933	186	215
7	1:41.089	38.580	191	35.239	191	27.270	187	182	15	1:43.006	36.123	210	36.031	181			215
8	1:36.401	36.156	210	33.847	196	26.398	187	214									

53 Callum Ilott , Dallara F317 - Mercedes-Benz / GBR theoretical besttime: 1:35.146

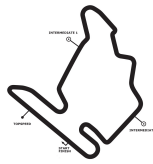
Lap	Time	S1	V1	S2	V2	S3	V3	Vmax	Lap	Time	S1	V1	S2	V2	S3	V3	Vmax
1	5:28.480		201	35.643	197	26.403	188		11	1:40.655	36.001	211	34.320	199			216
2	1:35.846	35.983	209	33.518	199	26.345	188	216	12	4:24.782	3:21.254	191	36.378	191	27.150	187	
3	1:37.300	35.850	210	35.234	199	26.216	189	216	13	1:36.276	36.244	203	33.754	199	26.278	190	215
4	1:36.330	36.036	210	33.973	198	26.321	189	217	14	1:37.193	35.770	212	33.456	161	27.967	189	217
5	1:39.116	35.857	211	36.014	165	27.245	188	217	15	1:35.642	35.882	211	33.357	198	26.403	189	216
6	1:36.291	36.007	212	33.636	199	26.648	188	217	16	1:35.222	35.846	210	33.234	201	26.142	189	218
7	1:37.881	35.944	212	33.810	199	28.127	163	216	17	1:36.527	35.797	212	33.388	196	27.342	161	217
8	1:48.219	39.688	179	40.644	184	27.887	188	208	18	1:37.005	36.594	213	33.788	198	26.623	188	209
9	1:43.860	36.082	212	35.756	197			217	19	1:41.123	36.175	213	34.232	196			217
10	4:18.154	3:18.111	211	33.750	199	26.293	187										

55 David Beckmann , Dallara F317 - Volkswagen / DEU theoretical besttime: 1:35.387

Lap	Time	S1	V1	S2	V2	S3	V3	Vmax	Lap	Time	S1	V1	S2	V2	S3	V3	Vmax
1	9:24.554		205	36.394	184				8	1:40.615	37.726	206	35.795	187	27.094	187	210
2	2:11.944	1:10.082	209	34.552	188	27.310	186		9	1:37.259	36.153	208	34.054	193	27.052	187	216
3	1:36.507	36.148	211	33.761	197	26.598	187	215	10	1:35.540	35.909	210	33.349	198	26.282	188	216
4	1:45.258	36.135	212	38.699	130	30.424	186	215	11	1:53.650	43.654	155	42.455	183	27.541	187	217
5	1:39.263	36.117	211	35.618	184	27.528	186	215	12	1:35.773	35.813	211	33.376	199	26.584	188	216
6	1:41.810	36.013	211	33.871	190			216	13	1:45.051	40.748	166	37.096	189	27.207	187	217
7	11:13.080	10:05	198	38.830	174	28.723	183		14	1:35.507	35.756	211	33.387	199	26.364	188	216

62 Ferdinand Habsburg , Dallara F317 - Volkswagen / AUT theoretical besttime: 1:35.448

Lap	Time	S1	V1	S2	V2	S3	V3	Vmax	Lap	Time	S1	V1	S2	V2	S3	V3	Vmax
1	10:09.461		202	35.298	193	28.208	187		10	1:35.876	35.944	210	33.590	196	26.342	188	215
2	1:37.075	36.275	209	34.111	196	26.689	186	215	11	1:42.061	38.463	199	36.789	186	26.809	187	217
3	1:37.266	36.506	210	34.148	195	26.612	186	216	12	1:35.573	36.003	209	33.273	199	26.297	188	216
4	1:37.449	36.265	210	34.208	196	26.976	186	215	13	1:38.185	36.196	209	34.473	176	27.516	189	216
5	1:37.418	36.313	211	34.215	197	26.890	187	216	14	1:35.649	35.998	209	33.378	199	26.273	188	216
6	1:42.272	36.175	211	34.201	197			218	15	1:35.623	35.902	210	33.385	199	26.336	187	216
7	2:20.145	1:04.474	198	39.131	181				16	1:37.922	36.164	209	33.642	196	28.116	188	216
8	5:22.435	4:17.404	180	37.733	183	27.298	186		17	1:35.969	35.962	209	33.501	199	26.506	188	215
9	1:37.745	36.636	204	34.370	193	26.739	187	213									



DTM Budapest

Hungaroring, length 4381 m

16. - 18.06.2017

FIA Formula 3 European Championship

Lap Analysis free practice 2, 16.06.2017

FIA-Visa.No.: 4F3-HUN13062017

96 Joey Mawson , Dallara F317 - Mercedes-Benz Rookie / AUS **theoretical besttime: 1:35.456**

Lap	Time	S1	V1	S2	V2	S3	V3	Vmax	Lap	Time	S1	V1	S2	V2	S3	V3	Vmax
1	10:40.678		206	35.952	192	26.836	187		10	1:39.416	35.977	209	35.379	162	28.060	188	215
2	1:36.450	36.072	209	33.857	197	26.521	187	215	11	1:35.837	36.031	210	33.384	198	26.422	188	216
3	1:39.835	36.012	211	37.353	190	26.470	187	217	12	1:35.483	35.851	209	33.411	197	26.221	188	216
4	1:36.152	36.060	209	33.673	197	26.419	187	215	13	1:35.524	35.858	210	33.402	199	26.264	188	216
5	1:36.152	35.941	208	33.792	198	26.419	188	216	14	1:44.893	35.903	210	35.271	151	33.719	188	217
6	1:36.264	35.978	210	33.736	197	26.550	187	217	15	1:36.120	35.902	210	33.661	198	26.557	188	216
7	1:41.306	36.014	210	33.862	198			216	16	1:36.022	35.889	211	33.600	198	26.533	188	217
8	6:19.255	5:11.594	188	40.100	184	27.561	184		17	1:40.411	35.852	210	34.599	197			216
9	1:37.844	37.084	207	34.340	194	26.420	187	204									

99 Nikita Mazepin , Dallara F317 - Mercedes-Benz / RUS **theoretical besttime: 1:35.551**

Lap	Time	S1	V1	S2	V2	S3	V3	Vmax	Lap	Time	S1	V1	S2	V2	S3	V3	Vmax
1	4:48.336		196	38.340	182	28.445	186		11	1:41.311	36.147	210	33.787	194			215
2	1:37.302	36.440	207	34.215	193	26.647	186	213	12	4:20.970	3:09.665	203	41.490	144	29.815	186	
3	1:36.970	36.418	208	34.147	193	26.405	187	214	13	1:38.738	36.681	209	34.057	195	28.000	187	214
4	1:36.722	36.035	209	34.064	189	26.623	187	216	14	1:35.785	35.908	210	33.661	194	26.216	188	216
5	1:40.984	36.774	206	36.102	187	28.108	188	216	15	1:38.581	36.477	210	35.333	191	26.771	189	217
6	1:44.413	36.077	209	35.598	184			216	16	1:37.721	35.895	210	33.487	197	28.339	188	216
7	5:54.384	4:50.043	203	36.736	188	27.605	187		17	1:38.873	36.592	207	35.412	194	26.869	188	217
8	1:36.681	36.284	208	33.970	194	26.427	186	213	18	1:35.701	35.932	209	33.440	197	26.329	188	216
9	1:52.712	36.098	208	49.521	189	27.093	187	215	19	1:44.038	35.950	209	33.469	197			217
10	1:36.085	36.077	208	33.673	196	26.335	186	215									