

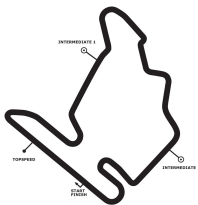


DTM Budapest

Hungaroring, length 4381 m

16. - 18.06.2017

TCR International Series



-Reg.No.: K-0294/2017.05.30.

Free Practice 1 Lap Analysis, 16.06.2017

1 Stefano Comini , Audi RS 3 LMS TCR / CHE										theoretical besttime: 1:56.527									
Lap	Time	S1	V1	S2	V2	S3	V3	Vmax		Lap	Time	S1	V1	S2	V2	S3	V3	Vmax	
1	2:37.450		139	48.255	151					6	3:34.314	2:18.298	172	43.322	154	32.694	165		
2	4:05.481	2:47.800	193	43.332	153	34.349	165			7	1:56.736	41.403	196	42.676	154	32.657	166	207	
3	1:56.842	41.658	197	42.581	154	32.603	167	206		8	1:59.758	42.522	198	44.347	152	32.889	167	206	
4	1:57.635	41.343	200	43.158	149	33.134	166	207		9	1:57.747	41.580	192	43.022	152	33.145	166	209	
5	2:04.783	41.766	198	42.979	151			205		10	2:41.048	41.725	196	57.371				206	

2 Jean-Karl Vernay , Volkswagen Golf GTI TCR / FRA										theoretical besttime: 1:57.653									
Lap	Time	S1	V1	S2	V2	S3	V3	Vmax		Lap	Time	S1	V1	S2	V2	S3	V3	Vmax	
1	3:18.499		173	51.445	144	35.318	165			3	2:03.739	41.305	195	43.592	158			207	
2	2:01.601	42.913	190	45.932	154	32.756	169	204											

3 Rob Huff , Volkswagen Golf GTI TCR / GBR										theoretical besttime: 1:57.828									
Lap	Time	S1	V1	S2	V2	S3	V3	Vmax		Lap	Time	S1	V1	S2	V2	S3	V3	Vmax	
1	2:51.445		149	49.665	147					7	4:37.698	3:18.871	172	45.038	153	33.789	166		
2	3:49.778	2:22.593	114	49.267	132	37.918	151			8	2:00.499	42.476	184	45.137	158	32.886	164	203	
3	2:08.171	46.869	168	47.352	156	33.950	161	173		9	1:59.489	42.747	187	43.653	159	33.089	162	201	
4	2:04.602	45.829	156	44.992	155	33.781	162	198		10	2:00.316	43.352	178	43.641	159	33.323	164	201	
5	2:01.800	44.228	164	44.467	157	33.105	165	199		11	2:05.387	41.957	194	42.985	157			201	
6	2:09.728	42.812	183	44.392	142			203											

5 Roberto Colciago , Honda Civic Type-R TCR / ITA										theoretical besttime: 1:55.788									
Lap	Time	S1	V1	S2	V2	S3	V3	Vmax		Lap	Time	S1	V1	S2	V2	S3	V3	Vmax	
1	2:22.872		180	48.614	150	33.974	166			8	1:56.174	40.961	198	42.763	154	32.450	168	208	
2	1:59.666	42.621	186	44.012	151	33.033	162	203		9	1:56.343	41.117	194	42.811	154	32.415	166	208	
3	1:58.095	41.975	191	43.536	151	32.584	166	201		10	2:13.900	45.972	177	43.747	155			206	
4	1:56.916	41.351	192	42.941	154	32.624	166	204		11	3:50.345	2:35.518	194	42.640	154	32.187	169		
5	1:56.527	41.218	193	42.827	153	32.482	167	205		12	1:56.178	41.111	197	42.838	154	32.229	169	208	
6	2:27.386	51.448	150	49.711	155			205		13	1:56.339	41.174	195	42.659	155	32.506	168	208	
7	3:36.066	2:18.153	98	44.969	155	32.944	167												

6 Frédéric Vervisch , Audi RS 3 LMS TCR / BEL										theoretical besttime: 1:55.127									
Lap	Time	S1	V1	S2	V2	S3	V3	Vmax		Lap	Time	S1	V1	S2	V2	S3	V3	Vmax	
1	2:40.674		124	50.953	143	38.405	167			8	4:20.984	3:05.403	198	42.734	150	32.847	169		
2	1:58.890	42.867	196	43.345	153	32.678	167	206		9	1:56.448	41.039	201	43.055	153	32.354	169	208	
3	1:57.700	41.970	197	43.281	154	32.449	169	206		10	2:02.908	42.908	193	43.173	154			208	
4	1:56.610	41.078	198	42.621	146	32.911	168	209		11	3:55.365	2:38.270	186	43.381	157	33.714	169		
5	1:56.837	41.808	199	42.525	154	32.504	168	209		12	1:55.171	40.874	202	42.081	157	32.216	170	209	
6	1:56.556	41.175	202	42.529	153	32.852	168	209		13	1:55.690	40.859	201	42.644	154	32.187	169	210	
7	2:04.522	41.521	199	43.273	153			209											

9 Attila Tassi , Honda Civic Type-R TCR / HUN										theoretical besttime: 1:55.457									
Lap	Time	S1	V1	S2	V2	S3	V3	Vmax		Lap	Time	S1	V1	S2	V2	S3	V3	Vmax	
1	2:37.763		115	53.756	128	37.173	156			7	1:55.836	41.119	197	42.316	158	32.401	168	207	
2	2:11.298	51.611	146	45.937	148	33.750	167	162		8	2:03.721	41.193	197	42.384	158			206	
3	1:59.151	43.064	192	43.605	156	32.482	168	201		9	4:33.079	3:14.776	164	43.771	157	34.532	170		
4	2:01.163	41.639	194	43.184	157			206		10	1:55.670	41.200	194	42.229	159	32.241	170	208	
5	3:34.015	2:13.846	174	47.490	157	32.679	169			11	2:00.374	41.059	199	42.795	146			208	
6	1:55.734	41.208	195	42.357	160	32.169	168	208		12	3:53.976	2:39.022	198	42.667	160	32.287	170		

10 Gianni Morbidelli , Volkswagen Golf GTI TCR / ITA										theoretical besttime: 1:55.429									
Lap	Time	S1	V1	S2	V2	S3	V3	Vmax		Lap	Time	S1	V1	S2	V2	S3	V3	Vmax	
1	2:55.965		140	50.021	125	35.717	160			7	1:55.840	41.317	198	42.384	155	32.139	169	207	

Timekeeping and Dataservice: wige SOLUTIONS GmbH & Co. KG, Meuspath, GER

Chief timekeeping: Stefan Schlerkmann, Roetgen, GER, stefan.schlerkmann@wige.de





DTM Budapest
Hungaroring, length 4381 m
16. - 18.06.2017



TCR International Series

-Reg.No.: K-0294/2017.05.30.

Free Practice 1 Lap Analysis, 16.06.2017

Lap	Time	S1	V1	S2	V2	S3	V3	Vmax	Lap	Time	S1	V1	S2	V2	S3	V3	Vmax
2	2:14.312	46.880	170	45.597	154			172	8	2:04.217	41.391	178	43.815	153			207
3	5:28.470	4:11.655	169	44.168	151	32.647	167		9	6:12.831	4:55.546	177	44.057	157	33.228	170	
4	1:56.168	41.634	192	42.385	157	32.149	169	207	10	1:56.052	41.037	196	42.612	155	32.403	168	208
5	1:56.168	41.431	189	42.729	156	32.008	168	206	11	1:55.851	41.044	192	42.511	154	32.296	169	206
6	1:55.865	41.270	198	42.507	156	32.088	168	206									



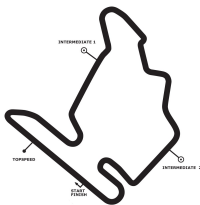


DTM Budapest

Hungaroring, length 4381 m

16. - 18.06.2017

TCR International Series



-Reg.No.: K-0294/2017.05.30.

Free Practice 1 Lap Analysis, 16.06.2017

11 Jens Reno Moller , Honda Civic Type-R TCR / DNK theoretical besttime: 1:56.252

Lap	Time	S1	V1	S2	V2	S3	V3	Vmax	Lap	Time	S1	V1	S2	V2	S3	V3	Vmax
1	2:58.099		134	49.302	151	35.336	165		8	2:08.203	41.765	189	43.470	152			207
2	2:06.330	45.986	167	46.693	153	33.651	167	187	9	5:12.302	3:53.924	150	45.555	157	32.823	169	
3	2:02.794	43.963	168	45.887	149	32.944	169	203	10	1:57.017	41.618	198	43.091	154	32.308	170	206
4	2:00.412	42.721	191	44.342	130	33.349	168	207	11	1:57.676	41.590	196	43.409	148	32.677	171	208
5	2:00.818	44.255	191	43.493	153	33.070	168	206	12	1:56.820	41.543	195	42.596	158	32.681	169	209
6	1:59.207	42.034	195	44.385	141	32.788	169	208	13	1:57.063	41.348	192	42.842	151	32.873	167	208
7	1:58.425	41.970	195	43.297	143	33.158	167	206									

16 Davit Kajaia , Alfa Romeo Giulietta TCR / GEO theoretical besttime: 1:56.483

Lap	Time	S1	V1	S2	V2	S3	V3	Vmax	Lap	Time	S1	V1	S2	V2	S3	V3	Vmax
1	2:47.802		129	52.774	129	39.269	156		8	1:56.573	41.308	193	42.580	153	32.685	167	210
2	2:05.158	45.328	163	46.211	155	33.619	168	195	9	1:57.039	41.399	197	42.598	150	33.042	168	209
3	2:08.192	42.646	196	44.595	156			206	10	1:57.047	41.540	196	42.679	153	32.828	165	209
4	3:54.547	2:37.716	193	43.643	149	33.188	167		11	1:56.945	41.372	197	42.955	151	32.618	170	209
5	1:57.399	41.873	196	42.931	155	32.595	169	209	12	2:05.302	43.108	183	45.561	156			210
6	1:57.517	41.918	196	42.936	153	32.663	167	208	13	4:53.472	3:37.885	196	42.886	149	32.701	156	
7	1:57.182	41.783	193	42.717	155	32.682	168	207									

17 Daniel Lloyd , SEAT León TCR / GBR theoretical besttime: 1:56.089

Lap	Time	S1	V1	S2	V2	S3	V3	Vmax	Lap	Time	S1	V1	S2	V2	S3	V3	Vmax
1	2:31.588		134	48.358	149	35.170	163		8	4:36.082	3:19.344	178	43.446	154	33.292	169	
2	2:03.275	44.071	163	45.087	151	34.117	164	202	9	1:56.503	41.301	189	42.553	158	32.649	169	206
3	1:58.519	42.513	181	43.386	157	32.620	168	201	10	1:56.651	41.422	192	42.994	157	32.235	167	208
4	1:57.814	41.746	188	43.157	144	32.911	167	206	11	1:57.069	41.692	190	42.871	152	32.506	168	206
5	1:57.260	41.541	185	43.131	155	32.588	169	207	12	1:56.921	41.542	188	42.789	154	32.590	167	207
6	1:57.126	41.610	188	42.828	156	32.688	169	206	13	1:57.111	41.601	196	42.733	151	32.777	167	206
7	2:02.651	41.720	182	43.534	156			208	14	2:03.766	41.568	192	45.075	153			207

18 Duncan Ende , SEAT León TCR / USA theoretical besttime: 1:56.248

Lap	Time	S1	V1	S2	V2	S3	V3	Vmax	Lap	Time	S1	V1	S2	V2	S3	V3	Vmax
1	2:59.244		122	50.813	150	35.753	167		8	2:05.291	41.317	192	43.430	149			205
2	2:06.037	45.209	167	46.647	153	34.181	167	202	9	4:05.209	2:49.550	183	43.185	156	32.474	167	
3	2:00.628	42.836	189	44.521	157	33.271	169	206	10	1:56.571	41.431	187	42.872	156	32.268	168	207
4	1:58.207	41.761	185	43.824	158	32.622	168	206	11	1:56.334	41.310	193	42.670	157	32.354	167	208
5	1:57.502	41.868	183	43.203	155	32.431	168	206	12	1:56.769	41.540	189	42.733	155	32.496	167	208
6	1:57.627	41.379	194	43.634	154	32.614	169	207	13	1:57.745	41.708	192	43.176	154	32.861	168	208
7	1:56.589	41.538	190	42.775	156	32.276	167	207	14	2:00.889	42.443	173	45.276	154	33.170	169	208

20 Márk Jedlőczy , Alfa Romeo Giulietta TCR / HUN theoretical besttime: 1:56.776

Lap	Time	S1	V1	S2	V2	S3	V3	Vmax	Lap	Time	S1	V1	S2	V2	S3	V3	Vmax
1	3:32.956		102	52.449	99				7	1:58.193	42.165	196	43.317	152	32.711	164	206
2	4:21.282	3:04.291	175	44.526	156	32.465	168		8	1:57.257	41.887	194	42.694	155	32.676	165	203
3	1:56.912	42.023	189	42.642	158	32.247	167	201	9	2:00.198	43.396	195	43.320	158	33.482	163	202
4	2:08.470	41.927	194	42.797	152			204	10	1:58.539	41.908	188	43.628	157	33.003	164	205
5	4:43.920	3:25.845	182	45.519	159	32.556	167		11	2:02.790	46.369	187	43.640	156	32.781	166	198
6	1:58.176	41.889	194	43.642	157	32.645	167	203									

21 Giacomo Altoè , Volkswagen Golf GTI TCR / ITA theoretical besttime: 1:55.984

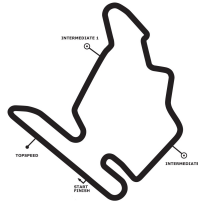
Lap	Time	S1	V1	S2	V2	S3	V3	Vmax	Lap	Time	S1	V1	S2	V2	S3	V3	Vmax
1	2:57.297		139	50.150	132	35.457	156		8	1:56.097	41.082	188	42.629	159	32.386	166	204
2	2:08.888	47.791	165	46.567	154	34.530	168	175	9	1:56.494	41.263	189	42.857	155	32.374	168	204
3	2:08.833	43.894	161	45.768	157			203	10	1:56.527	41.053	190	42.805	156	32.669	169	205
4	2:28.150	1:11.884	163	43.190	156	33.076	166		11	2:01.450	41.107	193	43.073	155			206

Timekeeping and Dataservice: wige SOLUTIONS GmbH & Co. KG, Meuspath, GER

Chief timekeeping: Stefan Schlerkmann, Roetgen, GER, stefan.schlerkmann@wige.de



DTM Budapest
Hungaroring, length 4381 m
16. - 18.06.2017



TCR International Series

Free Practice 1 Lap Analysis, 16.06.2017

-Reg.No.: K-0294/2017.05.30.

Lap	Time	S1	V1	S2	V2	S3	V3	Vmax	Lap	Time	S1	V1	S2	V2	S3	V3	Vmax
5	1:56.770	41.565	184	42.596	157	32.609	168	204	12	3:31.787	2:15.992	184	43.083	155	32.712	166	
6	1:56.412	41.275	187	42.802	156	32.335	168	206	13	1:56.340	41.230	192	42.761	158	32.349	168	207
7	1:56.148	41.119	188	42.648	157	32.381	167	206	14	1:57.742	41.579	188	43.247	156	32.916	165	208

Timekeeping and Dataservice: wige SOLUTIONS GmbH & Co. KG, Meuspath, GER

wige SOLUTIONS

Chief timekeeping: Stefan Schlerkmann, Roetgen, GER, stefan.schlerkmann@wige.de

printed : 16.6.2017 - 15:47





DTM Budapest

Hungaroring, length 4381 m

16. - 18.06.2017

TCR International Series



-Reg.No.: K-0294/2017.05.30.

Free Practice 1 Lap Analysis, 16.06.2017

26 István Bernula , KIA cee'd TCR / HUN

theoretical besttime: 1:58.353

Lap	Time	S1	V1	S2	V2	S3	V3	Vmax	Lap	Time	S1	V1	S2	V2	S3	V3	Vmax
1	2:26.762		162	49.179	146	35.199	161		8	1:58.995	42.307	192	43.379	151	33.309	164	202
2	2:01.319	43.678	183	44.334	154	33.307	164	201	9	2:00.781	42.347	194	44.484	144	33.950	165	201
3	2:01.895	43.259	192	43.645	149	34.991	166	201	10	2:01.431	43.285	192	44.883	155	33.263	165	187
4	1:59.024	42.536	182	43.186	155	33.302	165	204	11	1:59.825	42.493	194	44.149	152	33.183	164	202
5	2:08.410	42.741	192	43.680	153			202	12	1:59.352	42.425	189	43.648	154	33.279	165	203
6	4:04.532	2:47.587	188	43.581	155	33.364	164		13	1:58.688	42.146	189	43.521	153	32.021	161	204
7	1:59.126	42.715	192	43.269	153	33.142	165	202	14	2:00.305	42.235	189	44.850	150	33.220	164	202

31 Milovan Vesnic , Audi RS 3 LMS TCR / SRB

theoretical besttime: 1:57.099

Lap	Time	S1	V1	S2	V2	S3	V3	Vmax	Lap	Time	S1	V1	S2	V2	S3	V3	Vmax
1	3:23.174		132	53.156	137	36.646	147		8	2:01.761	41.755	193	44.107	149	35.899	169	209
2	2:07.231	45.189	176	48.584	154	33.458	169	180	9	1:57.979	41.586	192	43.490	154	32.903	167	208
3	1:58.612	42.403	184	43.576	157	32.633	168	208	10	2:18.026	46.368	160	55.002	130	36.656	167	183
4	1:57.109	41.577	193	42.936	156	32.596	168	208	11	2:05.648	41.567	196	45.711	124	38.370	169	208
5	1:57.427	41.641	197	42.969	155	32.817	165	206	12	2:16.471	43.677	148	53.933	133	38.861	168	208
6	2:09.402	46.195	165	47.514	137	35.693	167	204	13	1:58.201	41.809	195	43.272	154	33.120	167	208
7	2:04.496	41.683	200	44.923	123	37.890	169	208	14	2:01.699	42.514	189	43.614	153	35.571	142	208

34 Stian Paulsen , SEAT León TCR / NOR

theoretical besttime: 1:56.331

Lap	Time	S1	V1	S2	V2	S3	V3	Vmax	Lap	Time	S1	V1	S2	V2	S3	V3	Vmax
1	2:54.572		139	48.462	151	33.701	165		8	1:58.641	43.145	196	42.678	155	32.818	164	185
2	2:00.987	42.679	200	45.319	154	32.989	163	205	9	1:56.967	41.827	194	42.332	158	32.808	168	205
3	1:58.109	42.210	196	43.149	160	32.750	166	202	10	1:57.034	41.624	198	42.773	157	32.637	166	204
4	1:58.995	42.009	200	44.390	155	32.596	167	203	11	1:57.053	41.654	197	42.651	157	32.748	169	206
5	1:57.387	41.658	197	43.238	156	32.491	165	206	12	1:56.813	41.599	198	42.814	158	32.400	168	207
6	2:07.549	41.904	200	43.249	158			205	13	2:13.602	41.688	191	47.803	156			206
7	5:15.634	3:35.558	121	1:00.875	81	39.201	124										

54 James Nash , SEAT León TCR / GBR

theoretical besttime: 1:55.842

Lap	Time	S1	V1	S2	V2	S3	V3	Vmax	Lap	Time	S1	V1	S2	V2	S3	V3	Vmax
1	2:27.460		155	47.344	149	34.571	169		9	3:27.542	2:12.066	189	42.884	157	32.592	169	
2	2:02.268	44.756	163	43.884	156	33.628	167	204	10	1:56.035	41.251	192	42.480	155	32.304	169	208
3	1:59.283	42.790	183	43.673	158	32.820	168	203	11	1:58.579	41.251	195	43.340	152	33.988	168	206
4	1:57.395	41.606	185	43.031	155	32.758	168	205	12	1:58.602	41.191	191	43.976	154	33.435	168	206
5	1:56.731	41.457	191	42.901	155	32.373	169	204	13	1:56.368	41.472	191	42.425	154	32.471	163	207
6	1:56.311	41.444	194	42.378	154	32.489	167	206	14	2:00.506	41.421	192	46.285	156	32.800	166	205
7	1:56.374	41.285	195	42.419	152	32.670	169	204	15	1:56.200	41.425	194	42.347	157	32.428	169	205
8	2:02.514	41.263	194	42.459	156			206									

59 Norbert Michelisz , Honda Civic Type-R TCR / HUN

theoretical besttime: 1:53.941

Lap	Time	S1	V1	S2	V2	S3	V3	Vmax	Lap	Time	S1	V1	S2	V2	S3	V3	Vmax
1	2:36.329		143	47.962	153				7	2:08.096	42.649	175	45.020	154			208
2	4:07.516	2:42.839	161	45.431	146				8	3:43.121	2:22.343	149	47.067	151	33.711	171	
3	2:57.834	1:40.923	166	43.850	157	33.061	170		9	1:54.133	40.551	199	41.802	158	31.780	169	210
4	1:55.548	41.253	189	42.208	157	32.087	170	207	10	2:05.144	41.863	179	43.732	155			209
5	1:54.983	40.791	197	41.840	160	32.352	167	208	11	3:47.406	2:28.990	161	44.636	156	33.780	171	
6	1:54.407	40.703	199	41.844	159	31.860	169	206	12	1:55.775	40.359	200	43.523	159	31.893	170	210

62 Dusan Borkovic , Alfa Romeo Giulietta TCR / SRB

theoretical besttime: 1:55.816

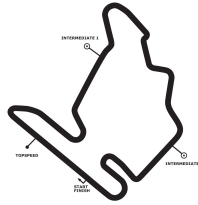
Lap	Time	S1	V1	S2	V2	S3	V3	Vmax	Lap	Time	S1	V1	S2	V2	S3	V3	Vmax
1	2:49.742		142	47.052	141	35.422	143		7	7:43.751	6:19.875	169	49.597	138	34.279	169	
2	2:22.578	51.275	176	50.090	100	41.213	170	149	8	1:56.700	41.289	197	43.090	156	32.321	167	210
3	2:00.948	43.756	184	44.334	151	32.858	166	208	9	1:56.274	41.166	199	42.740	156	32.368	169	210

Timekeeping and Dataservice: wige SOLUTIONS GmbH & Co. KG, Meuspath, GER

Chief timekeeping: Stefan Schlerkmann, Roetgen, GER, stefan.schlerkmann@wige.de



DTM Budapest
Hungaroring, length 4381 m
16. - 18.06.2017



TCR International Series

Free Practice 1 Lap Analysis, 16.06.2017

-Reg.No.: K-0294/2017.05.30.

Lap	Time	S1	V1	S2	V2	S3	V3	Vmax	Lap	Time	S1	V1	S2	V2	S3	V3	Vmax
4	1:56.173	41.126	199	42.584	157	32.463	169	209	10	1:56.259	40.958	197	42.877	153	32.424	170	211
5	1:56.653	41.126	198	42.734	151	32.793	169	210	11	1:56.427	40.911	198	42.977	156	32.539	169	213
6	2:14.219	41.137	199	44.638	143			210	12	2:02.395	41.121	192	47.826	148	33.448	167	212



DTM Budapest

Hungaroring, length 4381 m
16. - 18.06.2017



TCR International Series

Free Practice 1 Lap Analysis, 16.06.2017

-Reg.No.: K-0294/2017.05.30.

66 Grégoire Demoustier , Opel Astra TCR / FRA theoretical besttime: 1:57.561

Lap	Time	S1	V1	S2	V2	S3	V3	Vmax	Lap	Time	S1	V1	S2	V2	S3	V3	Vmax
1	2:50.699		149	48.109	150	34.365	164		7	1:58.556	42.370	189	43.569	154	32.617	164	200
2	2:09.181	43.470	177	46.013	149			192	8	1:58.061	41.931	190	43.095	148	33.035	165	201
3	5:25.623	4:06.584	183	45.974	153	33.065	164		9	1:58.943	41.849	190	44.058	150	33.036	164	203
4	1:59.148	42.487	191	43.710	155	32.951	165	200	10	2:01.983	44.081	184	44.097	152	33.805	164	201
5	1:59.591	42.150	192	44.660	154	32.781	165	203	11	2:08.888	42.082	193	43.409	151			200
6	1:59.129	42.243	190	43.962	152	32.924	162	201	12	2:53.017	1:22.006	185	43.811	148			

70 Mat'o Homola , Opel Astra TCR / SVK theoretical besttime: 1:55.392

Lap	Time	S1	V1	S2	V2	S3	V3	Vmax	Lap	Time	S1	V1	S2	V2	S3	V3	Vmax
1	2:46.391		167	47.407	139	34.800	166		7	1:55.885	41.417	194	42.271	154	32.197	167	206
2	1:58.609	42.093	196	43.846	156	32.670	168	204	8	1:55.935	40.999	196	42.557	156	32.379	167	207
3	1:56.644	41.424	194	42.735	155	32.485	167	208	9	1:56.526	41.578	192	42.565	156	32.383	167	207
4	1:56.043	41.163	197	42.546	154	32.334	167	207	10	1:55.771	41.196	195	42.222	156	32.353	167	206
5	2:04.024	41.200	193	42.698	154			208	11	1:56.347	41.888	197	42.201	156	32.258	167	207
6	7:46.070	6:28.020	171	44.819	150	33.231	167		12	1:56.063	41.222	196	42.196	156	32.645	164	207

74 Pepe Oriola , SEAT León TCR / ESP theoretical besttime: 1:54.484

Lap	Time	S1	V1	S2	V2	S3	V3	Vmax	Lap	Time	S1	V1	S2	V2	S3	V3	Vmax
1	2:30.412		143	48.023	142	35.067	164		7	1:55.044	40.956	194	42.097	159	31.991	168	206
2	2:01.676	43.086	174	44.446	156	34.144	169	203	8	2:05.206	41.044	193	42.191	158			204
3	1:55.386	41.010	190	42.222	159	32.154	168	207	9	6:16.702	5:00.649	179	43.529	159	32.524	168	
4	2:04.081	43.840	176	43.817	156			205	10	1:55.269	40.932	195	41.835	158	32.502	169	205
5	3:50.401	2:33.497	160	44.414	157	32.490	169		11	1:54.887	41.068	198	41.942	159	31.877	169	207
6	1:54.864	41.022	197	41.911	159	31.931	168	206	12	1:54.893	40.772	196	42.053	158	32.068	168	207