

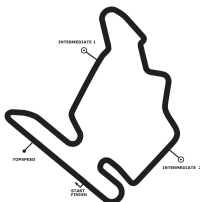


DTM Budapest

Hungaroring, length 4381 m

16. - 18.06.2017

TCR International Series



-Reg.No.: K-0294/2017.05.30.

Free Practice 2 Lap Analysis, 17.06.2017

1 Stefano Comini , Audi RS 3 LMS TCR / CHE										theoretical besttime: 1:56.079								
Lap	Time	S1	V1	S2	V2	S3	V3	Vmax		Lap	Time	S1	V1	S2	V2	S3	V3	Vmax
1	2:38.875		130	48.966	143					7	4:03.655	2:42.454	179	43.629	150	37.572	167	
2	6:54.650	5:37.340	181	44.242	152	33.068	168			8	1:56.340	41.133	193	42.639	154	32.568	167	206
3	1:56.655	41.364	198	42.777	156	32.514	166	207		9	1:56.079	41.044	195	42.538	155	32.497	167	206
4	1:56.715	41.192	198	42.784	146	32.739	167	206		10	2:16.318	42.324	183	50.277	124	43.717	167	206
5	2:02.900	41.716	196	42.676	154	38.508	169	207		11	1:58.052	41.157	197	44.105	157	32.790	169	209
6	1:59.556	41.234	198	42.660	151			208		12	1:58.866	41.344	197	44.293	147	33.229	168	207

2 Jean-Karl Vernay , Volkswagen Golf GTI TCR / FRA										theoretical besttime: 1:53.513								
Lap	Time	S1	V1	S2	V2	S3	V3	Vmax		Lap	Time	S1	V1	S2	V2	S3	V3	Vmax
1	2:51.458		165	46.453	155	33.363	168			7	1:54.655	41.202	199	41.705	159	31.748	169	205
2	2:46.113	59.643	123	55.442	97			120		8	2:05.201	43.515	179	45.150	158			204
3	3:57.793	2:42.346	193	43.351	159	32.096	170			9	4:59.900	3:43.278	192	44.091	158	32.531	171	
4	1:55.252	41.113	196	42.385	160	31.754	170	206		10	1:53.596	40.691	201	41.413	161	31.492	170	207
5	2:02.103	41.067	195	43.055	150	37.981	170	208		11	1:58.183	40.668	196	43.449	154	34.066	170	207
6	1:55.854	41.332	192	42.010	156	32.512	169	210		12	1:53.823	40.608	200	41.507	161	31.708	170	206

3 Rob Huff , Volkswagen Golf GTI TCR / GBR										theoretical besttime: 1:55.070								
Lap	Time	S1	V1	S2	V2	S3	V3	Vmax		Lap	Time	S1	V1	S2	V2	S3	V3	Vmax
1	2:40.262		165	47.582	104	37.248	169			7	4:57.383	3:42.086	191	42.685	159	32.612	165	
2	2:35.428	52.204	130	54.638	141			202		8	1:56.507	41.694	196	42.408	156	32.405	167	198
3	4:24.733	3:08.537	183	43.325	159	32.871	169			9	1:55.745	40.985	196	42.430	156	32.330	168	204
4	1:55.840	41.535	196	42.247	159	32.058	169	204		10	2:01.183	41.225	194	42.549	157			204
5	1:56.136	41.740	192	42.087	158	32.309	164	205		11	3:35.705	2:20.783	194	42.798	161	32.124	169	
6	2:02.409	41.326	198	42.069	156			203		12	2:09.644	40.943	199	42.276	158			205

5 Roberto Colciago , Honda Civic Type-R TCR / ITA										theoretical besttime: 1:55.760								
Lap	Time	S1	V1	S2	V2	S3	V3	Vmax		Lap	Time	S1	V1	S2	V2	S3	V3	Vmax
1	2:34.128		152	52.059	117	38.360	169			7	1:56.215	41.117	198	42.699	154	32.399	167	206
2	2:38.136	48.029	118	57.276	112			206		8	1:56.407	41.223	195	42.745	159	32.439	168	204
3	4:13.249	2:56.183	182	44.093	157	32.973	165			9	1:56.242	40.995	194	42.887	153	32.360	167	204
4	2:00.086	42.089	192	45.633	156	32.364	165	201		10	1:57.959	40.833	195	44.898	155	32.228	170	204
5	2:09.286	41.301	190	42.707	155			205		11	1:56.808	40.943	196	42.912	154	32.953	169	208
6	4:04.429	2:47.326	172	44.481	151	32.622	169			12	2:20.344	46.416	130	48.093	154			206

6 Frédéric Vervisch , Audi RS 3 LMS TCR / BEL										theoretical besttime: 1:55.038								
Lap	Time	S1	V1	S2	V2	S3	V3	Vmax		Lap	Time	S1	V1	S2	V2	S3	V3	Vmax
1	2:49.599		119	52.508	125	41.421	142			7	1:55.464	41.031	200	42.239	144	32.194	167	205
2	2:42.715	59.985	93	55.483	104			120		8	1:55.504	41.137	201	41.977	155	32.390	167	204
3	4:28.162	3:07.619	171	45.490	134	35.053	168			9	1:55.717	41.141	201	42.169	153	32.407	168	205
4	1:55.931	41.171	201	42.302	154	32.458	169	206		10	2:09.589	42.710	104	53.247	143	33.632	169	206
5	2:03.267	41.475	200	42.657	151			207		11	1:55.707	40.867	201	42.093	154	32.747	168	206
6	4:15.866	2:59.310	187	43.980	157	32.576	168			12	1:56.114	41.050	202	42.363	154	32.701	167	205

9 Attila Tassi , Honda Civic Type-R TCR / HUN										theoretical besttime: 1:53.584								
Lap	Time	S1	V1	S2	V2	S3	V3	Vmax		Lap	Time	S1	V1	S2	V2	S3	V3	Vmax
1	2:28.176		163	50.375	138	36.138	166			8	4:18.436	2:54.437	81	49.393	142	34.606	169	
2	2:31.516	49.966	126	56.895	123			203		9	1:53.781	40.468	199	41.257	160	32.056	170	206
3	4:20.700	3:05.514	191	42.641	157	32.545	170			10	1:54.136	40.532	200	41.745	161	31.859	170	207
4	1:55.346	41.010	197	42.361	159	31.975	170	205		11	1:58.734	40.560	197	41.886	160			208
5	1:55.158	40.820	196	42.065	160	32.273	170	206		12	2:26.904	1:11.638	198	43.051	161	32.215	171	
6	1:54.669	40.776	198	41.901	161	31.992	168	207		13	1:55.559	40.987	196	42.090	160	32.482	169	208
7	2:00.948	41.262	198	42.351	160			206										

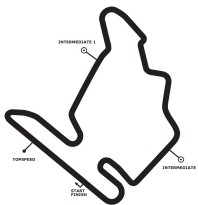
Timekeeping and Dataservice: wige SOLUTIONS GmbH & Co. KG, Meuspath, GER

Chief timekeeping: Stefan Schlerkmann, Roetgen, GER, stefan.schlerkmann@wige.de





DTM Budapest
Hungaroring, length 4381 m
16. - 18.06.2017
TCR International Series



-Reg.No.: K-0294/2017.05.30.

Free Practice 2 Lap Analysis, 17.06.2017

10 Gianni Morbidelli , Volkswagen Golf GTI TCR / ITA theoretical besttime: 1:54.513

Lap	Time	S1	V1	S2	V2	S3	V3	Vmax	Lap	Time	S1	V1	S2	V2	S3	V3	Vmax
1	2:55.599		116	50.958	131				7	4:35.301	3:11.772	100	50.719	155	32.810	168	
2	7:10.710	5:53.343	178	44.825	157	32.542	169		8	1:55.485	41.352	193	42.218	158	31.915	168	205
3	1:55.707	41.463	193	42.316	158	31.928	170	206	9	1:54.911	40.896	200	42.120	157	31.895	169	206
4	1:55.544	41.197	191	42.109	152	32.238	167	208	10	1:54.594	40.851	198	41.767	157	31.976	168	204
5	1:55.419	41.183	192	42.228	159	32.008	168	203	11	1:55.123	41.009	199	42.091	157	32.023	170	204
6	2:02.785	40.970	198	41.955	158			205									

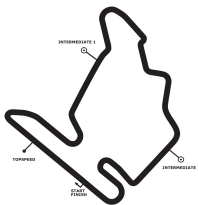


DTM Budapest

Hungaroring, length 4381 m

16. - 18.06.2017

TCR International Series



-Reg.No.: K-0294/2017.05.30.

Free Practice 2 Lap Analysis, 17.06.2017

11 Jens Reno Moller , Honda Civic Type-R TCR / DNK theoretical besttime: 1:54.750

Lap	Time	S1	V1	S2	V2	S3	V3	Vmax	Lap	Time	S1	V1	S2	V2	S3	V3	Vmax
1	2:51.141		154	47.478	154	34.993	158		7	1:56.195	41.170	196	42.574	156	32.451	169	207
2	2:48.329	1:00.761	131	55.652	120			116	8	2:07.371	41.418	193	42.756	157			207
3	4:17.624	2:59.985	167	44.487	154	33.152	167		9	4:45.960	3:24.598	107	48.095	155	33.267	171	
4	1:56.644	41.494	192	42.579	155	32.571	170	206	10	1:59.162	43.204	173	43.893	159	32.065	171	205
5	1:55.583	40.883	195	42.190	156	32.510	170	208	11	1:55.198	40.619	197	42.280	159	32.299	170	206
6	1:55.997	40.992	194	42.455	151	32.550	170	208	12	1:54.912	40.598	197	42.087	157	32.227	171	206

16 Davit Kajaia , Alfa Romeo Giulietta TCR / GEO theoretical besttime: 1:55.246

Lap	Time	S1	V1	S2	V2	S3	V3	Vmax	Lap	Time	S1	V1	S2	V2	S3	V3	Vmax
1	2:47.819		121	52.282	146	38.099	165		7	2:00.920	41.311	199	43.158	154			210
2	2:41.158	56.027	137	57.137	118			140	8	4:46.872	3:29.719	167	44.305	155	32.848	169	
3	4:20.356	3:02.440	169	44.410	159	33.506	168		9	1:55.911	40.977	197	42.694	155	32.240	169	205
4	1:55.700	41.144	197	42.281	156	32.275	170	206	10	1:55.843	41.316	198	42.201	157	32.326	169	207
5	1:56.135	40.862	201	42.962	152	32.311	170	209	11	1:55.480	40.882	199	42.341	157	32.257	169	207
6	1:55.662	40.805	199	42.414	159	32.443	170	210	12	1:56.026	41.200	199	42.406	154	32.420	169	207

17 Daniel Lloyd , SEAT León TCR / GBR theoretical besttime: 1:54.200

Lap	Time	S1	V1	S2	V2	S3	V3	Vmax	Lap	Time	S1	V1	S2	V2	S3	V3	Vmax
1	2:37.026		118	48.808	153				7	2:01.170	41.171	194	42.661	153			205
2	6:58.681	5:37.208	180	44.231	152				8	5:00.581	3:43.564	170	43.821	154	33.196	170	
3	2:36.701	1:19.438	138	44.045	157	33.218	170		9	1:54.815	41.007	196	41.698	156	32.110	169	206
4	1:56.074	41.351	189	42.672	152	32.051	169	207	10	1:54.200	40.601	197	41.634	158	31.965	169	204
5	1:55.356	41.042	195	42.109	156	32.205	169	205	11	1:58.835	40.861	199	41.976	156			205
6	1:57.559	40.993	198	43.018	129	33.548	169	206									

18 Duncan Ende , SEAT León TCR / USA theoretical besttime: 1:55.780

Lap	Time	S1	V1	S2	V2	S3	V3	Vmax	Lap	Time	S1	V1	S2	V2	S3	V3	Vmax
1	2:58.309		129	50.808	149	35.628	161		7	1:57.466	41.401	194	42.829	152	33.236	165	203
2	2:43.506	55.119	136	55.064	108			201	8	2:05.569	41.649	194	42.567	155			203
3	6:25.059	5:06.463	156	45.652	157	32.944	169		9	5:36.263	4:20.378	187	43.017	156	32.868	168	
4	1:57.543	42.398	190	42.832	156	32.313	169	206	10	2:04.965	42.033	192	50.072	156	32.860	167	204
5	1:56.159	41.493	195	42.319	156	32.347	168	204	11	1:58.208	41.803	170	43.654	157	32.751	168	204
6	1:57.111	41.148	198	43.058	155	32.905	167	205									

20 Márk Jedlőczy , Alfa Romeo Giulietta TCR / HUN theoretical besttime: 1:56.651

Lap	Time	S1	V1	S2	V2	S3	V3	Vmax	Lap	Time	S1	V1	S2	V2	S3	V3	Vmax
1	3:24.163		100	52.865	116				7	3:54.450	2:37.977	184	43.295	158	33.178	163	
2	6:43.364	5:19.098	148	46.535	147	37.731	168		8	1:58.474	41.703	194	43.013	155	33.758	152	203
3	1:57.088	41.709	183	42.738	157	32.641	168	203	9	1:59.151	43.504	193	42.663	157	32.984	165	194
4	1:56.743	41.446	196	42.564	151	32.733	167	204	10	1:57.719	41.814	189	43.101	154	32.804	166	201
5	1:57.277	41.675	193	42.631	152	32.971	163	205	11	1:58.842	41.966	195	42.973	146	33.903	167	202
6	2:09.914	42.111	197	45.096	148			203	12	1:59.504	43.088	187	43.460	156	32.956	165	204

21 Giacomo Altoè , Volkswagen Golf GTI TCR / ITA theoretical besttime: 1:54.427

Lap	Time	S1	V1	S2	V2	S3	V3	Vmax	Lap	Time	S1	V1	S2	V2	S3	V3	Vmax
1	2:44.870		148	48.451	148	34.456	167		8	2:02.222	41.162	196	42.494	159			204
2	2:38.436	53.886	125	53.188	120			186	9	4:19.730	3:01.610	166	45.119	157	33.001	167	
3	4:21.935	3:05.835	186	43.629	155	32.471	169		10	1:56.569	42.715	185	41.987	161	31.867	167	200
4	1:55.802	40.922	191	42.507	159	32.373	165	206	11	1:54.868	40.844	199	42.070	159	31.954	168	203
5	1:55.660	41.137	194	42.438	158	32.085	169	204	12	1:54.673	40.885	195	41.760	159	32.028	167	204
6	1:55.446	40.971	196	42.415	158	32.060	169	206	13	1:54.712	40.806	198	41.892	159	32.014	168	205
7	1:55.279	40.800	194	42.384	157	32.095	168	206									

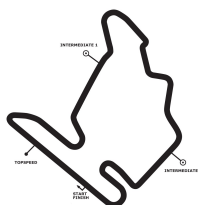
Timekeeping and Dataservice: wige SOLUTIONS GmbH & Co. KG, Meuspath, GER

Chief timekeeping: Stefan Schlerkmann, Roetgen, GER, stefan.schlerkmann@wige.de





DTM Budapest
Hungaroring, length 4381 m
16. - 18.06.2017
TCR International Series



Free Practice 2 Lap Analysis, 17.06.2017

-Reg.No.: K-0294/2017.05.30.

26 István Bernula , KIA cee'd TCR / HUN

theoretical besttime: 1:57.960

Lap	Time	S1	V1	S2	V2	S3	V3	Vmax	Lap	Time	S1	V1	S2	V2	S3	V3	Vmax
1	3:34.002		129	52.437	108				5	1:57.960	41.567	190	43.491	154	32.902	167	207
2	6:49.472	5:26.162	159	48.608	156	34.702	170		6	2:09.416	41.662	184	43.537	154			206
3	2:09.673	49.398	166	46.155	140	34.120	171	207	7	4:48.688	3:13.726	117	49.493	123			
4	1:59.283	42.252	180	43.653	158	33.378	171	209									

Timekeeping and Dataservice: wige SOLUTIONS GmbH & Co. KG, Meuspath, GER

Chief timekeeping: Stefan Schlerkmann, Roetgen, GER, stefan.schlerkmann@wige.de



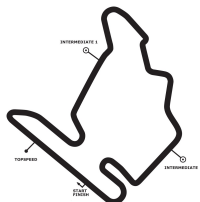


DTM Budapest

Hungaroring, length 4381 m

16. - 18.06.2017

TCR International Series



Free Practice 2 Lap Analysis, 17.06.2017

-Reg.No.: K-0294/2017.05.30.

31 Milovan Vesnic , Audi RS 3 LMS TCR / SRB theoretical besttime: 1:55.333

Lap	Time	S1	V1	S2	V2	S3	V3	Vmax	Lap	Time	S1	V1	S2	V2	S3	V3	Vmax
1	4:02.581		125	57.907	101				7	2:10.753	43.178	161	46.288	143			206
2	6:45.959	5:08.660	128	55.223	97	42.076	168		8	4:47.907	3:16.666	170	53.633	119	37.608	169	
3	1:58.432	42.509	180	43.385	158	32.538	170	206	9	2:02.739	41.718	196	44.257	136	36.764	170	206
4	1:55.896	41.088	194	42.268	154	32.540	168	208	10	1:55.333	40.994	196	42.193	154	32.146	169	207
5	1:58.417	41.198	196	42.737	159	34.482	170	206	11	2:52.241	47.345	91	55.939	114			207
6	1:56.835	41.375	194	43.027	157	32.433	166	207									

34 Stian Paulsen , SEAT León TCR / NOR theoretical besttime: 1:55.112

Lap	Time	S1	V1	S2	V2	S3	V3	Vmax	Lap	Time	S1	V1	S2	V2	S3	V3	Vmax
1	3:21.936		100	56.897	103				7	5:20.105	4:02.270	136	45.318	159	32.517	167	
2	6:34.294	5:14.134	183	43.909	155	36.251	168		8	1:56.683	41.142	199	42.145	157	33.396	166	203
3	1:55.893	41.401	197	42.304	160	32.188	170	205	9	1:55.826	41.493	200	41.913	157	32.420	166	204
4	1:55.716	41.131	198	42.345	157	32.240	169	206	10	2:01.866	41.358	199	46.683	145	33.825	166	202
5	1:55.175	41.063	199	41.976	159	32.136	169	205	11	1:56.158	41.074	199	42.416	158	32.668	165	203
6	2:13.921	46.714	142	45.890	127			190									

54 James Nash , SEAT León TCR / GBR theoretical besttime: 1:54.072

Lap	Time	S1	V1	S2	V2	S3	V3	Vmax	Lap	Time	S1	V1	S2	V2	S3	V3	Vmax
1	2:31.136		157	49.304	146	37.763	168		7	2:04.832	41.364	195	42.084	155			203
2	2:35.910	48.165	116	57.560	121			204	8	3:57.370	2:37.666	159	46.954	151	32.750	168	
3	4:23.557	3:04.438	179	45.716	156	33.403	166		9	1:54.663	41.197	198	41.705	160	31.761	168	201
4	1:56.239	41.647	193	42.373	154	32.219	169	204	10	1:54.113	40.928	200	41.450	158	31.735	168	202
5	1:55.803	41.291	195	42.217	157	32.295	167	205	11	1:54.659	40.888	197	41.757	158	32.014	168	203
6	1:55.609	41.280	196	42.051	155	32.278	167	202	12	2:10.568	40.887	198	46.296	146			204

59 Norbert Michelisz , Honda Civic Type-R TCR / HUN theoretical besttime: 1:52.860

Lap	Time	S1	V1	S2	V2	S3	V3	Vmax	Lap	Time	S1	V1	S2	V2	S3	V3	Vmax
1	2:33.491		155	52.056	128	38.305	169		7	2:05.163	41.095	184	43.707	158			206
2	2:37.050	47.705	122	57.808	116			204	8	4:29.967	3:08.296	188	43.442	159			
3	4:18.162	3:00.095	172	44.909	158	33.158	170		9	3:47.271	2:27.495	164	47.279	159	32.497	171	
4	1:55.426	40.933	192	42.522	157	31.971	170	208	10	1:59.513	40.379	199	43.769	158	35.365	171	208
5	1:54.440	40.639	193	41.926	157	31.875	170	206	11	1:52.860	40.085	201	41.330	161	31.445	170	208
6	1:54.122	40.444	198	41.762	157	31.916	169	207	12	1:53.611	40.252	200	41.693	159	31.666	170	207

62 Dusan Borkovic , Alfa Romeo Giulietta TCR / SRB theoretical besttime: 1:55.034

Lap	Time	S1	V1	S2	V2	S3	V3	Vmax	Lap	Time	S1	V1	S2	V2	S3	V3	Vmax
1	3:45.704		160	47.984	143				7	2:07.965	40.955	198	42.670	153			207
2	6:36.662	5:12.910	171	49.001	147	34.751	147		8	4:54.712	3:28.066	160	54.092	157	32.554	168	
3	2:08.945	49.406	166	46.189	147	33.350	170	148	9	2:06.418	42.440	159	50.503	132	33.475	167	206
4	1:55.424	41.061	194	42.385	157	31.978	170	207	10	1:56.117	41.021	199	42.701	156	32.395	169	206
5	1:55.409	41.111	197	42.195	159	32.103	169	206	11	1:56.561	41.037	199	42.918	156	32.606	167	206
6	1:55.669	40.861	199	42.465	154	32.343	167	206									

66 Grégoire Demoustier , Opel Astra TCR / FRA theoretical besttime: 1:55.673

Lap	Time	S1	V1	S2	V2	S3	V3	Vmax	Lap	Time	S1	V1	S2	V2	S3	V3	Vmax
1	2:41.386		162	48.125	107	36.847	170		7	1:56.129	40.835	199	42.866	149	32.428	169	209
2	2:37.603	52.586	129	54.596	149			208	8	2:08.157	41.314	202	45.024	149			208
3	4:22.873	3:04.027	177	45.924	152	32.922	169		9	7:02.406	5:43.716	181	45.702	151	32.988	170	
4	1:57.020	41.316	194	42.912	153	32.792	169	208	10	1:55.673	40.725	199	42.585	156	32.363	164	207
5	1:56.867	41.164	195	43.019	145	32.684	167	208	11	1:57.724	40.912	199	43.208	148	33.604	169	204
6	1:58.290	40.999	197	44.455	152	32.836	169	207									

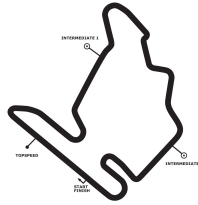
Timekeeping and Dataservice: wige SOLUTIONS GmbH & Co. KG, Meuspath, GER

Chief timekeeping: Stefan Schlerkmann, Roetgen, GER, stefan.schlerkmann@wige.de





DTM Budapest
Hungaroring, length 4381 m
16. - 18.06.2017



TCR International Series

Free Practice 2 Lap Analysis, 17.06.2017

-Reg.No.: K-0294/2017.05.30.

70 Mat'o Homola , Opel Astra TCR / SVK

theoretical besttime: 1:54.850

Lap	Time	S1	V1	S2	V2	S3	V3	Vmax	Lap	Time	S1	V1	S2	V2	S3	V3	Vmax
1	2:42.978		170	49.402	148	34.039	169		7	2:03.916	41.435	197	44.592	156			208
2	2:38.934	52.529	151	54.337	119			208	8	6:30.575	5:10.421	177	45.311	156	34.843	168	
3	4:22.259	3:05.568	183	44.132	157	32.559	168		9	1:55.143	40.967	195	42.129	158	32.047	169	207
4	1:55.937	41.034	196	42.436	157	32.467	169	207	10	1:55.099	40.810	195	42.141	155	32.148	169	207
5	1:59.874	42.973	192	44.440	157	32.461	169	208	11	1:55.194	40.674	198	42.196	154	32.324	169	207
6	1:56.313	41.231	197	42.581	154	32.501	169	208	12	1:55.819	40.913	198	42.549	154	32.357	169	206

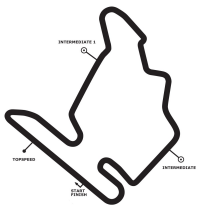


DTM Budapest

Hungaroring, length 4381 m

16. - 18.06.2017

TCR International Series



Free Practice 2 Lap Analysis, 17.06.2017

-Reg.No.: K-0294/2017.05.30.

74 Pepe Oriola , SEAT León TCR / ESP

theoretical besttime: 1:54.388

Lap	Time	S1	V1	S2	V2	S3	V3	Vmax	Lap	Time	S1	V1	S2	V2	S3	V3	Vmax
1	2:33.153		163	48.504	146				7	1:55.111	41.324	197	41.859	156	31.928	168	201
2	7:21.382	5:53.688	180	45.735	124	41.959	168		8	1:54.946	40.953	195	41.861	158	32.132	166	203
3	1:55.179	41.115	193	42.163	158	31.901	169	203	9	2:03.242	41.524	170	44.268	154			202
4	2:06.042	42.397	170	46.592	148			206	10	3:13.009	1:58.193	186	42.574	158	32.242	167	
5	3:59.878	2:27.370	126	56.012	106	36.496	167		11	1:54.388	40.782	198	41.747	158	31.859	166	203
6	1:55.190	41.214	198	42.029	159	31.947	167	203									

77 Anett György , SEAT León TCR DSG / HUN

theoretical besttime: 2:00.754

Lap	Time	S1	V1	S2	V2	S3	V3	Vmax	Lap	Time	S1	V1	S2	V2	S3	V3	Vmax
1	10:42.856		134	55.051	110	39.767	135		5	2:00.768	42.685	187	44.891	156	33.192	160	196
2	2:22.999	48.823	156	48.094	151			161	6	2:09.851	42.671	177	44.957	155			196
3	4:31.015	3:05.050	103	50.095	139	35.870	164		7	5:02.975	3:30.763	169	47.266	149			
4	2:05.838	46.977	128	45.461	154	33.400	163	199									

80 Dániel Nagy , SEAT León TCR / HUN

theoretical besttime: 1:55.830

Lap	Time	S1	V1	S2	V2	S3	V3	Vmax	Lap	Time	S1	V1	S2	V2	S3	V3	Vmax
1	3:28.821		120	52.500	120				7	2:06.432	41.414	192	42.414	158			203
2	6:33.063	5:09.926	166	48.205	152	34.932	166		8	4:10.234	2:54.407	191	42.522	156	33.305	166	
3	1:59.362	43.211	182	43.650	157	32.501	167	204	9	1:56.281	41.406	193	42.372	157	32.503	166	204
4	1:57.589	42.226	179	42.894	158	32.469	168	205	10	1:57.322	41.263	196	42.752	151	33.307	169	204
5	1:56.476	41.639	188	42.459	158	32.378	167	205	11	1:56.446	41.290	195	42.612	155	32.544	168	206
6	1:55.834	41.206	192	42.376	156	32.252	166	205	12	2:10.146	41.702	194	42.484	157			206