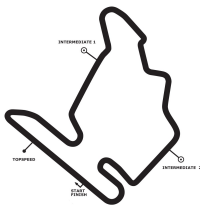


DTM Budapest

Hungaroring, length 4381 m
16. - 18.06.2017



TCR International Series

Qualifying 1 Lap Analysis, 17.06.2017

-Reg.No.: K-0294/2017.05.30.

1 Stefano Comini , Audi RS 3 LMS TCR / CHE										theoretical besttime: 1:54.536								
Lap	Time	S1	V1	S2	V2	S3	V3	Vmax		Lap	Time	S1	V1	S2	V2	S3	V3	Vmax
1	2:31.250		148	48.344	147					5	1:59.234	40.968	199	42.925	157			206
2	3:43.371	2:15.073	179	50.769	111	37.529	170			6	3:58.576	2:35.638	182	46.789	130	36.149	170	210
3	2:01.455	42.317	195	43.330	147		170	208		7	1:54.742	40.747	196	41.758	157	32.237	169	210
4	1:55.505	40.820	201	42.310	157	32.375	166	209		8	1:57.869	43.483	190	42.355	158	32.031	169	207

2 Jean-Karl Vernay , Volkswagen Golf GTI TCR / FRA										theoretical besttime: 1:53.030								
Lap	Time	S1	V1	S2	V2	S3	V3	Vmax		Lap	Time	S1	V1	S2	V2	S3	V3	Vmax
1	2:29.999		169	49.121	139	34.856	168			6	2:04.110	44.645	191	42.953	158			171
2	1:57.289	42.281	189	42.816	157	32.192	170	203		7	4:41.568	3:25.657	190	43.676	159	32.235	171	
3	1:54.042	40.730	201	41.702	160		170	205		8	1:53.030	40.473	199	41.166	161	31.391	170	207
4	1:53.875	40.650	199	41.621	160		170	206		9	1:53.293	40.500	199	41.289	161	31.504	171	207
5	1:54.272	40.605	201	41.897	155	31.770	170	208										

3 Rob Huff , Volkswagen Golf GTI TCR / GBR										theoretical besttime: 1:53.823								
Lap	Time	S1	V1	S2	V2	S3	V3	Vmax		Lap	Time	S1	V1	S2	V2	S3	V3	Vmax
1	2:38.973		153	51.933	152	36.808	166			6	5:02.494	3:38.194	179	47.570	157	36.730	168	
2	2:00.337	43.526	180	43.762	158	33.049	169	200		7	1:54.170	41.233	195	41.299	160	31.638	169	203
3	1:54.877	41.165	192	41.957	159	31.755	166	203		8	1:54.273	40.886	196	41.500	159	31.887	165	203
4	1:55.050	41.482	194	41.528	160		164	200		9	2:02.667	41.103	195	41.585	160			203
5	2:08.200	44.754	170	43.685	157			200										

5 Roberto Colciago , Honda Civic Type-R TCR / ITA										theoretical besttime: 1:53.779								
Lap	Time	S1	V1	S2	V2	S3	V3	Vmax		Lap	Time	S1	V1	S2	V2	S3	V3	Vmax
1	2:22.228		162	47.493	153	34.070	167			6	3:57.081	2:35.017	179	46.774	135	35.290	171	
2	1:58.300	42.645	184	43.415	158	32.240	170	204		7	1:54.180	40.708	194	41.813	161	31.659	170	207
3	1:54.743	40.867	197	41.832	160	32.044	169	206		8	1:54.091	40.615	199	41.542	162		170	207
4	1:54.782	40.592	198	41.949	157		168	208		9	1:54.417	40.578	198	41.810	155	32.029	170	208
5	2:06.781	40.676	197	41.962	159			206		10	2:22.281	45.307	175	48.299	117			208

6 Frédéric Vervisch , Audi RS 3 LMS TCR / BEL										theoretical besttime: 1:54.064								
Lap	Time	S1	V1	S2	V2	S3	V3	Vmax		Lap	Time	S1	V1	S2	V2	S3	V3	Vmax
1	2:33.888		156	49.576	131	35.938	161			6	2:00.386	41.026	198	42.789	156			204
2	2:01.334	44.158	180	44.417	153	32.759	169	178		7	3:45.023	2:24.898	189	47.135	148	32.990	169	
3	1:55.323	41.376	200	41.895	155	32.052	167	205		8	1:54.198	40.703	201	41.326	157		170	207
4	1:54.368	40.686	202	41.827	154		169	204		9	1:54.652	40.690	202	41.840	156	32.122	169	208
5	2:01.269	43.268	171	45.142	153	32.859	168	206										

9 Attila Tassi , Honda Civic Type-R TCR / HUN										theoretical besttime: 1:53.148								
Lap	Time	S1	V1	S2	V2	S3	V3	Vmax		Lap	Time	S1	V1	S2	V2	S3	V3	Vmax
1	2:21.850		158	47.276	148	34.275	164			6	4:40.469	3:23.095	179	43.835	159	33.539	172	
2	1:57.409	42.020	183	43.099	160	32.290	170	201		7	1:53.067	40.272	201	41.241	162		170	208
3	1:54.089	40.642	200	41.684	162	31.763	169	207		8	1:53.347	40.344	203	41.368	161	31.635	171	208
4	1:54.051	40.519	199	41.753	160		170	207		9	2:04.897	41.376	201	43.109	159			210
5	2:04.997	40.673	198	41.713	159			208										

10 Gianni Morbidelli , Volkswagen Golf GTI TCR / ITA										theoretical besttime: 1:53.901								
Lap	Time	S1	V1	S2	V2	S3	V3	Vmax		Lap	Time	S1	V1	S2	V2	S3	V3	Vmax
1	2:49.677		139	48.468	131	40.072	167			6	3:29.208	2:11.508	181	45.025	137	32.675	170	
2	1:59.172	42.162	192	43.174	156	33.836	170	205		7	1:54.357	40.750	196	41.900	160	31.707	170	206
3	1:55.620	41.284	194	42.477	158	31.859	169	206		8	1:54.481	40.749	198	41.830	155	31.902	171	206
4	1:54.549	40.444	200	41.891	158	32.214	170	206		9	1:54.257	40.615	198	41.750	160		170	207
5	2:04.381	43.062	159	42.818	161			207		10	1:54.605	40.603	198	41.914	160	32.088	170	207

Timekeeping and Dataservice: wige SOLUTIONS GmbH & Co. KG, Meuspath, GER

Page 1

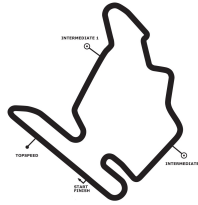
wige SOLUTIONS

Chief timekeeping: Stefan Schlerkmann, Roetgen, GER, stefan.schlerkmann@wige.de

printed : 17.6.2017 - 17:20



DTM Budapest
Hungaroring, length 4381 m
16. - 18.06.2017



TCR International Series

Qualifying 1 Lap Analysis, 17.06.2017

-Reg.No.: K-0294/2017.05.30.

11 Jens Reno Moller , Honda Civic Type-R TCR / DNK theoretical besttime: 1:54.172

Lap	Time	S1	V1	S2	V2	S3	V3	Vmax	Lap	Time	S1	V1	S2	V2	S3	V3	Vmax
1	2:52.593		148	48.139	151				5	2:04.998	41.008	198	44.757	158			205
2	3:58.940	2:36.330	173	49.533	156	33.077	169		6	3:23.503	2:06.533	172	44.072	158	32.898	172	
3	1:56.985	40.946	198	43.078	134	32.961	170	206	7	1:54.172	40.416	199	41.617	160	32.139	171	208
4	1:56.256	41.174	200	42.876	160	32.206	170	206	8	2:09.111	42.374	170	45.009	154			209

16 Davit Kajaia , Alfa Romeo Giulietta TCR / GEO theoretical besttime: 1:54.735

Lap	Time	S1	V1	S2	V2	S3	V3	Vmax	Lap	Time	S1	V1	S2	V2	S3	V3	Vmax
1	2:41.580		140	50.751	144				5	1:59.143	40.976	196	42.415	154			203
2	3:58.954	2:36.074	166	48.755	155	34.125	166		6	4:26.813	3:09.034	161	45.177	153	32.602	169	
3	1:55.892	41.268	199	42.313	152		168	204	7	1:55.484	41.125	199	42.079	156	32.280	168	206
4	1:55.513	41.119	196	42.131	157		167	205	8	1:54.735	40.847	197	41.822	156	32.066	168	206

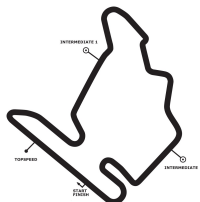
Timekeeping and Dataservice: wige SOLUTIONS GmbH & Co. KG, Meuspath, GER

Chief timekeeping: Stefan Schlerkmann, Roetgen, GER, stefan.schlerkmann@wige.de



DTM Budapest

Hungaroring, length 4381 m
16. - 18.06.2017



TCR International Series

Qualifying 1 Lap Analysis, 17.06.2017

-Reg.No.: K-0294/2017.05.30.

17 Daniel Lloyd , SEAT León TCR / GBR

theoretical besttime: 1:53.820

Lap	Time	S1	V1	S2	V2	S3	V3	Vmax	Lap	Time	S1	V1	S2	V2	S3	V3	Vmax
1	2:35.401		149	48.934	114				4	1:55.705	40.657	197	41.830	158	33.218	170	205
2	3:33.658	2:16.811	163	44.722	159	32.125	168		5	1:54.729	40.843	193	41.653	156	32.233	159	206
3	1:53.987	40.824	197	41.613	161	31.550	169	204	6	2:02.106	42.155	173	43.392	155			200

18 Duncan Ende , SEAT León TCR / USA

theoretical besttime: 1:55.586

Lap	Time	S1	V1	S2	V2	S3	V3	Vmax	Lap	Time	S1	V1	S2	V2	S3	V3	Vmax
1	3:33.384		152	58.923	83	48.109	166		6	2:08.051	41.415	191	42.340	158			204
2	2:02.093	44.585	182	44.901	156	32.607	168	160	7	3:29.885	2:14.044	190	42.976	150	32.865	168	
3	1:55.833	41.268	192	42.466	159	32.099	168	202	8	1:58.105	41.147	199	43.961	153	32.997	168	204
4	2:10.935	42.994	137	50.640	105	37.301	170	205	9	1:56.161	41.302	194	42.441	156	32.418	167	206
5	2:01.565	41.248	189	46.724	138	33.593	169	206									

20 Márk Jedlőczy , Alfa Romeo Giulietta TCR / HUN

theoretical besttime: 1:56.563

Lap	Time	S1	V1	S2	V2	S3	V3	Vmax	Lap	Time	S1	V1	S2	V2	S3	V3	Vmax
1	3:08.145		118	52.329	90	40.565	164		6	1:57.038	41.809	194	42.794	156	32.435	166	203
2	2:00.014	43.440	185	43.758	159	32.816	164	198	7	1:57.060	41.563	197	42.767	153	32.730	165	200
3	2:07.540	42.277	183	43.332	160			199	8	1:58.043	42.784	195	42.565	154	32.694	166	201
4	3:19.957	2:03.798	191	43.132	157	33.027	166		9	1:57.415	41.805	192	42.682	154	32.928	166	203
5	1:58.324	41.998	198	43.627	159	32.699	167	201									

21 Giacomo Altoè , Volkswagen Golf GTI TCR / ITA

theoretical besttime: 1:53.647

Lap	Time	S1	V1	S2	V2	S3	V3	Vmax	Lap	Time	S1	V1	S2	V2	S3	V3	Vmax
1	2:51.550		142	47.982	139	40.317	167		6	4:03.358	2:43.047	179	45.189	139	35.122	170	
2	2:00.200	42.642	183	43.105	158	34.453	169	201	7	1:54.369	40.703	196	41.866	160	31.800	169	205
3	1:54.476	40.962	199	41.816	160	31.698	169	204	8	1:53.900	40.769	198	41.383	162	31.748	169	204
4	1:54.153	40.566	198	41.713	159	31.874	169	206	9	1:53.993	40.735	198	41.535	161	31.723	169	206
5	2:01.286	41.435	177	42.415	159			207									

26 István Bernula , KIA cee'd TCR / HUN

theoretical besttime: 1:55.885

Lap	Time	S1	V1	S2	V2	S3	V3	Vmax	Lap	Time	S1	V1	S2	V2	S3	V3	Vmax
1	3:25.344		157	59.496	100	41.847	169		6	2:06.529	43.790	169	47.631	144	35.108	170	205
2	2:05.134	45.364	179	46.072	154	33.698	170	207	7	1:56.283	41.028	188	42.752	152	32.503	167	208
3	1:56.888	41.213	196	42.950	162		168	208	8	1:59.552	41.336	197	43.480	150	34.736	170	205
4	2:05.785	43.995	172	44.390	153	37.400	171	208	9	2:06.386	44.654	154	46.846	133	34.886	171	208
5	1:56.199	40.854	196	42.528	155		167	208	10	1:56.349	40.965	197	42.699	155	32.685	167	210

31 Milovan Vesnic , Audi RS 3 LMS TCR / SRB

theoretical besttime: 1:59.710

Lap	Time	S1	V1	S2	V2	S3	V3	Vmax	Lap	Time	S1	V1	S2	V2	S3	V3	Vmax
1	3:39.908		143	53.755	112	41.504	150		3	2:00.651	42.118	189	43.656	155	34.877	103	206
2	2:14.823	51.495	162	49.392	154	33.936	168	189									

34 Stian Paulsen , SEAT León TCR / NOR

theoretical besttime: 1:54.377

Lap	Time	S1	V1	S2	V2	S3	V3	Vmax	Lap	Time	S1	V1	S2	V2	S3	V3	Vmax
1	3:01.769		127	55.324	108	38.222	158		6	1:54.598	41.020	200	41.573	159	32.005	168	205
2	2:09.585	44.652	169	44.481	157		192		7	1:54.430	40.833	199	41.539	161	32.058	168	204
3	4:06.598	2:50.424	189	43.390	158	32.784	168		8	1:55.002	41.069	199	41.771	155	32.162	170	206
4	2:00.952	44.953	155	43.576	160	32.423	168	204	9	1:55.424	41.209	197	41.933	158	32.282	170	208
5	1:55.610	41.822	198	41.698	162	32.090	170	203									

Timekeeping and Dataservice: wige SOLUTIONS GmbH & Co. KG, Meuspath, GER

Page 3

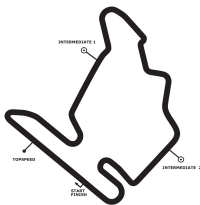
wige SOLUTIONS

Chief timekeeping: Stefan Schlerkmann, Roetgen, GER, stefan.schlerkmann@wige.de

printed : 17.6.2017 - 17:20



DTM Budapest
Hungaroring, length 4381 m
16. - 18.06.2017



TCR International Series

Qualifying 1 Lap Analysis, 17.06.2017

-Reg.No.: K-0294/2017.05.30.

54 James Nash , SEAT León TCR / GBR

theoretical besttime: 1:54.427

Lap	Time	S1	V1	S2	V2	S3	V3	Vmax	Lap	Time	S1	V1	S2	V2	S3	V3	Vmax
1	2:25.482		154	48.956	145	34.557	168		6	4:21.108	3:01.831	151	45.667	155	33.610	169	
2	1:59.098	43.435	174	43.393	156	32.270	170	182	7	2:01.476	42.651	164	46.196	151	32.629	168	204
3	1:54.193	40.809	199	41.588	159		169	206	8	1:54.893	41.129	197	41.655	159	32.109	169	204
4	1:54.632	40.750	200	41.793	155	32.089	169	206	9	1:54.884	40.930	199	41.664	157	32.290	166	206
5	2:06.321	41.151	171	45.766	158			206									

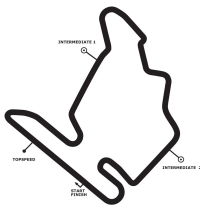
55 Ferenc Ficza , KIA cee'd TCR / HUN

theoretical besttime: 2:42.490

Lap	Time	S1	V1	S2	V2	S3	V3	Vmax	Lap	Time	S1	V1	S2	V2	S3	V3	Vmax
1	2:55.338		145			1:30.407	168		4	6:08.297	4:50.101	173			1:18.196	171	209
2	2:14.959	44.029	160	45.899	151			208	5	1:57.317	41.365	184			1:15.952	159	212
3	5:37.408	4:15.308	147			1:22.100	170		6	1:57.064	41.838	189			1:15.226	170	196

DTM Budapest

Hungaroring, length 4381 m
16. - 18.06.2017



TCR International Series

Qualifying 1 Lap Analysis, 17.06.2017

-Reg.No.: K-0294/2017.05.30.

59 Norbert Michelisz , Honda Civic Type-R TCR / HUN theoretical besttime: 1:52.834

Lap	Time	S1	V1	S2	V2	S3	V3	Vmax	Lap	Time	S1	V1	S2	V2	S3	V3	Vmax
1	2:20.891		155	46.944	149	34.262	167		6	4:42.059	3:24.908	181	43.987	158	33.164	171	
2	1:57.271	42.404	176	42.883	160	31.984	170	203	7	1:52.847	40.356	200	41.110	161		170	206
3	1:53.530	40.598	197	41.354	160	31.578	169	206	8	1:53.209	40.146	200	41.212	160	31.851	170	207
4	1:53.793	40.531	197	41.654	155	31.608	169	206	9	2:03.309	40.247	199	41.673	160			209
5	2:04.521	41.914	194	41.764	158			206									

62 Dusan Borkovic , Alfa Romeo Giulietta TCR / SRB theoretical besttime: 1:54.613

Lap	Time	S1	V1	S2	V2	S3	V3	Vmax	Lap	Time	S1	V1	S2	V2	S3	V3	Vmax
1	3:29.861		147	52.582	86	42.527	139		6	4:14.723	2:58.770	177	43.650	157	32.303	168	
2	2:13.253	53.019	152	46.122	149	34.112	169	134	7	1:54.975	41.060	196	41.985	160	31.930	168	204
3	2:01.020	42.442	178	44.844	148	33.734	169	204	8	1:54.945	40.698	199	42.081	158	32.166	168	205
4	1:55.193	40.934	197	42.106	157	32.153	169	205	9	1:55.187	40.762	199	42.137	159	32.288	169	207
5	2:02.781	40.795	196	44.269	156			205									

66 Grégoire Demoustier , Opel Astra TCR / FRA theoretical besttime: 1:54.776

Lap	Time	S1	V1	S2	V2	S3	V3	Vmax	Lap	Time	S1	V1	S2	V2	S3	V3	Vmax
1	2:40.328		147	50.494	119	36.216	169		6	1:55.037	40.774	193	42.333	157	31.930	169	209
2	2:00.626	42.613	177	44.861	153	33.152	170	206	7	2:03.674	43.453	146	47.509	156	32.712	171	208
3	1:55.792	40.795	192	42.634	153	32.363	169	208	8	1:55.116	40.513	196	42.435	154	32.168	166	211
4	2:09.039	41.091	194	42.661	142			208	9	2:13.863	40.866	194	42.736	145			209
5	4:18.241	3:00.516	176	44.877	153	32.848	171										

70 Mat'o Homola , Opel Astra TCR / SVK theoretical besttime: 1:53.782

Lap	Time	S1	V1	S2	V2	S3	V3	Vmax	Lap	Time	S1	V1	S2	V2	S3	V3	Vmax
1	2:39.831		159	50.748	126	36.651	160		6	3:54.679	2:36.551	174	44.526	157	33.602	170	
2	2:04.316	45.305	179	45.302	130	33.709	172	168	7	1:53.763	40.541	197	41.645	157		170	208
3	1:55.168	40.654	201	42.629	159	31.885	169	209	8	1:53.997	40.626	199	41.553	159	31.818	169	208
4	1:54.187	40.411	199	41.873	156	31.903	170	208	9	2:05.679	40.468	201	43.121	145			207
5	2:07.161	42.249	174	45.479	156			208									

74 Pepe Oriola , SEAT León TCR / ESP theoretical besttime: 1:53.728

Lap	Time	S1	V1	S2	V2	S3	V3	Vmax	Lap	Time	S1	V1	S2	V2	S3	V3	Vmax
1	2:23.765		154	47.327	152	34.018	165		6	3:47.867	2:31.834	177	43.573	157	32.460	168	
2	1:58.592	42.757	179	43.399	158	32.436	169	200	7	2:02.738	41.819	161	47.660	107	33.259	170	203
3	1:54.508	40.944	197	41.836	159	31.728	169	205	8	1:53.728	40.550	197	41.475	162	31.703	169	207
4	1:54.175	40.596	199	41.786	160		169	206	9	2:19.124	49.193	150	46.780	144			207
5	2:07.397	40.813	198	41.930	152			206									

77 Anett György , SEAT León TCR DSG / HUN theoretical besttime: 1:59.281

Lap	Time	S1	V1	S2	V2	S3	V3	Vmax	Lap	Time	S1	V1	S2	V2	S3	V3	Vmax
1	3:17.635		123	57.695	109	40.909	126		5	5:18.619	3:57.967	176	47.366	155	33.286	166	
2	2:06.301	47.121	174	45.290	156	33.890	164	157	6	1:59.863	42.349	186	44.439	157	33.075	162	201
3	2:00.473	43.435	181	44.043	151	32.995	163	199	7	2:01.890	43.039	190	45.294	140	33.557	165	198
4	2:10.880	43.469	179	43.937	156			199	8	2:20.046	45.983	177	44.039	154			159

78 Csaba Tóth , SEAT León TCR DSG / HUN theoretical besttime: 2:00.807

Lap	Time	S1	V1	S2	V2	S3	V3	Vmax	Lap	Time	S1	V1	S2	V2	S3	V3	Vmax
1	3:33.493		118	1:02.722	113				4	2:04.674	45.632	173	45.527	154	33.515	162	192
2	6:35.450	4:43.913	111	1:01.472	101				5	2:00.807	43.779	179	43.952	158	33.076	160	197
3	6:53.225	5:20.523	152	57.870	148	34.832	157										

Timekeeping and Dataservice: wige SOLUTIONS GmbH & Co. KG, Meuspath, GER

Page 5

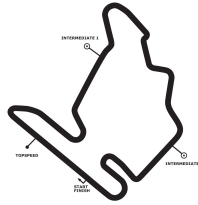
wige SOLUTIONS

Chief timekeeping: Stefan Schlerkmann, Roetgen, GER, stefan.schlerkmann@wige.de

printed : 17.6.2017 - 17:20



DTM Budapest
Hungaroring, length 4381 m
16. - 18.06.2017



TCR International Series

Qualifying 1 Lap Analysis, 17.06.2017

-Reg.No.: K-0294/2017.05.30.

80 Dániel Nagy , SEAT León TCR / HUN

theoretical besttime: 1:54.660

Lap	Time	S1	V1	S2	V2	S3	V3	Vmax	Lap	Time	S1	V1	S2	V2	S3	V3	Vmax
1	3:05.220		130	55.544	108	40.378	158		6	4:28.363	3:03.848	157	48.517	134	35.998	167	
2	2:10.004	47.994	181	45.528	125	36.482	167	171	7	1:55.513	41.421	198	42.002	158	32.090	167	203
3	1:56.011	41.932	197	41.993	158	32.086	167	203	8	1:54.667	40.904	198	41.723	159	32.040	168	205
4	1:55.308	41.207	197	41.985	157	32.116	166	204	9	1:55.239	40.897	199	42.157	157	32.185	168	206
5	2:10.148	42.458	170	45.799	152			204									