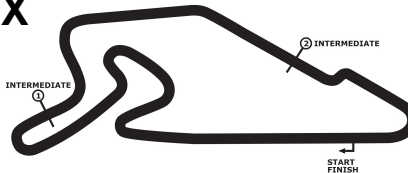


33. INT. ADAC TRUCK GRAND PRIX

Nürburgring Sprint, length 3629 m

29. June - 01. July 2018

ADAC Mittelrhein Cup



Lap Analysis Free Practice 1, 29.06.2018

-Reg.No.: 151/2018

1 Ryan Smith (GBR) (MAN)

Theoretische Bestzeit: 1:58.417

Lap	D	Time	S1	S2	S3	Lap	D	Time	S1	S2	S3
1	1	2:31.398				6	1	2:12.635	1:10.278	31.472	30.885
2	1	2:24.841	1:23.868	30.902	30.071	7	1	2:00.654	59.759	30.625	30.270
3	1	2:00.153	1:00.237	30.348	29.568	8	1	1:58.681	59.392	30.043	29.246
4	1	1:59.816	59.606	30.564	29.646	9	1	1:58.719	59.128	30.144	29.447
5	1	1:59.598	59.322	30.548	29.728	10	1	2:02.701	1:00.537	30.793	31.371

3 Steven Powell (GBR) (MAN)

Theoretische Bestzeit: 2:06.367

Lap	D	Time	S1	S2	S3	Lap	D	Time	S1	S2	S3
1	1	19.407				6	1	2:09.046	1:04.925	32.291	31.830
2	1	2:31.299	1:27.491	32.309	31.499	7	1	2:24.808	1:04.014	36.631	
3	1	2:07.948	1:03.743	32.489	31.716	8	1	4:00.013	2:56.691	31.994	31.328
4	1	2:23.413	1:03.611	32.159		9	1	2:06.431	1:03.677	31.836	30.918
5	1	3:46.139	2:42.403	31.987	31.749						

5 Adam Bint (GBR) (Volvo)

Theoretische Bestzeit:

Lap	D	Time	S1	S2	S3	Lap	D	Time	S1	S2	S3
1	1	39.289				5	1	2:21.214	1:06.321	32.442	
2	1	2:59.124	1:37.584	33.278		6	1	4:01.280	2:55.589	32.963	
3	1	3:22.943	2:16.634	33.192		7	1	2:11.201	1:06.573	32.192	
4	1	2:13.015	1:07.707	32.673		8	1	2:30.116	1:10.381	33.356	

6 John Powell (GBR) (DAF)

Theoretische Bestzeit: 2:12.216

Lap	D	Time	S1	S2	S3	Lap	D	Time	S1	S2	S3
1	1	7:07.460				4	1	2:29.722	1:08.081	32.519	
2	1	2:20.324			35.404	5	1	7:33.101	6:25.723	34.321	33.057
3	1	2:14.790	1:06.641	32.800	35.350						

7 Stuart Oliver (GBR) (Volvo)

Theoretische Bestzeit: 1:58.582

Lap	D	Time	S1	S2	S3	Lap	D	Time	S1	S2	S3
1	1	7:04.395		30.906	30.733	5	1	1:59.385	59.459	29.953	29.973
2	1	2:00.491	1:00.176	30.651	29.664	6	1	1:58.805	59.350	30.176	29.279
3	1	2:24.250	1:23.600	30.810	29.840	7	1	1:59.353	59.800	30.131	29.422
4	1	2:10.706	1:02.064	34.775	33.867	8	1	1:59.906	1:00.057	30.276	29.573

11 Martin Gibson (GBR) (Scania)

Theoretische Bestzeit: 2:07.037

Lap	D	Time	S1	S2	S3	Lap	D	Time	S1	S2	S3
1	1	7:39.763		34.057	32.549	5	1	2:08.177	1:03.721	32.759	31.697
2	1	2:11.098	1:05.193	33.768	32.137	6	1	2:07.743	1:03.932	32.812	30.999
3	1	2:09.342	1:05.007	33.173	31.162	7	1	2:07.822	1:03.364	32.674	31.784
4	1	2:08.389	1:04.424	32.871	31.094	8	1	2:40.467	1:07.305	34.027	

14 John Bowler (GBR) (Foden)

Theoretische Bestzeit: 2:07.757

Lap	D	Time	S1	S2	S3	Lap	D	Time	S1	S2	S3
1	1	52.036				6	1	2:11.036	1:05.034	32.426	33.576
2	1	2:36.895	1:31.694	33.111	32.090	7	1	2:08.895	1:04.354	32.346	32.195
3	1	2:09.126	1:04.596	32.328	32.202	8	1	2:09.613	1:04.204	32.644	32.765
4	1	2:10.643	1:04.854	32.709	33.080	9	1	2:08.064	1:03.714	32.316	32.034
5	1	2:13.100	1:07.419	33.357	32.324	10	1	2:24.091	1:04.913	32.009	

16 Brad Smith (GBR) (DAF)

Theoretische Bestzeit: 2:13.338

Lap	D	Time	S1	S2	S3	Lap	D	Time	S1	S2	S3
1	1	23.011				3	1	2:13.338	1:06.581	33.109	33.640
2	1	2:42.255	1:33.405	35.166	33.684						

23 Jamie Anderson (GBR) (MAN)

Theoretische Bestzeit: 2:00.399


Lap	D	Time	S1	S2	S3	Lap	D	Time	S1	S2	S3
1	1	6:49.052		31.005	30.420	5	1	2:00.804	1:00.714	30.460	29.630
2	1	2:03.068	1:01.657	30.971	30.440	6	1	2:02.078	1:01.306	30.639	30.133

33. INT. ADAC TRUCK GRAND PRIX

Nürburgring Sprint, length 3629 m

29. June - 01. July 2018

ADAC Mittelrhein Cup



Lap Analysis Free Practice 1, 29.06.2018

-Reg.No.: 151/2018

Lap	D	Time	S1	S2	S3	Lap	D	Time	S1	S2	S3
3	1	2:02.918	1:01.382	31.139	30.397	7	1	2:00.946	1:00.847	30.353	29.746
4	1	2:02.758	1:01.973	30.996	29.789	8	1	2:00.690	1:00.761	30.597	29.332

25 Clemens Hecker (GER) (MAN)

Theoretische Bestzeit: 2:08.387

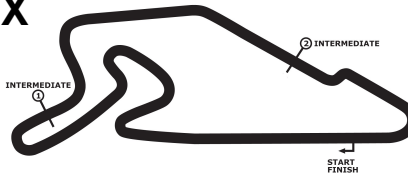
Lap	D	Time	S1	S2	S3	Lap	D	Time	S1	S2	S3
1	1	29.486				4	1	2:09.031	1:04.941	32.421	31.662
2	1	2:39.259	1:32.846	33.684	32.729	5	1	2:12.097	1:05.534	32.393	34.170
3	1	2:10.186	1:05.524	31.777	32.885	6	1	2:55.697	1:17.674	41.113	

33. INT. ADAC TRUCK GRAND PRIX

Nürburgring Sprint, length 3629 m

29. June - 01. July 2018

ADAC Mittelrhein Cup



Lap Analysis Free Practice 1, 29.06.2018

-Reg.No.: 151/2018

31 Jan Van Holland (NLD) (Ford)

Theoretische Bestzeit: 2:05.057

Lap	D	Time	S1	S2	S3	Lap	D	Time	S1	S2	S3
1	1	2:11.859		32.809	32.972	6	1	2:20.492	1:01.917	31.978	
2	1	2:08.946	1:04.465	32.928	31.553	7	1	3:37.458	2:33.961	32.121	31.376
3	1	2:08.470	1:03.620	33.200	31.650	8	1	2:05.899	1:02.411	31.764	31.724
4	1	2:09.220	1:03.362	33.821	32.037	9	1	2:08.421	1:03.743	31.894	32.784
5	1	2:07.492	1:02.859	33.253	31.380						

36 Heinz Werner Lenz (GER) (Mercedes Benz)

Theoretische Bestzeit: 2:00.872

Lap	D	Time	S1	S2	S3	Lap	D	Time	S1	S2	S3
1	1	47.489				6	1	2:01.810	1:00.430	31.012	30.368
2	1	2:30.527	1:29.743	30.880	29.904	7	1	2:02.128	1:00.693	31.050	30.385
3	1	2:03.918	1:02.074	31.194	30.650	8	1	2:00.908	1:00.137	30.837	29.940
4	1	2:13.689	1:02.111	30.871		9	1	2:01.247	1:00.286	31.031	29.930
5	1	3:09.088	2:07.304	31.290	30.494	10	1	2:31.262	1:01.288	31.990	

41 Simon Cole (GBR) (Mercedes Benz)

Theoretische Bestzeit: 2:07.807

Lap	D	Time	S1	S2	S3	Lap	D	Time	S1	S2	S3
1	1	32.343				6	1	2:08.900	1:05.229	32.033	31.638
2	1	2:38.815	1:33.676	33.046	32.093	7	1	2:09.775	1:06.164	31.730	31.881
3	1	2:14.380	1:07.027	33.513	33.840	8	1	2:10.359	1:05.755	33.143	31.461
4	1	2:24.110	1:06.154	32.481		9	1	2:25.389	1:04.616	32.608	
5	1	4:13.789	3:08.308	33.251	32.230						

42 Luke Garrett (GBR) (MAN)

Theoretische Bestzeit: 2:05.882

Lap	D	Time	S1	S2	S3	Lap	D	Time	S1	S2	S3
1	1	2:16.259		33.166	33.442	6	1	2:08.263	1:04.881	31.756	31.626
2	1	2:10.511	1:05.941	32.505	32.065	7	1	2:08.366	1:04.151	31.476	32.739
3	1	2:09.805	1:05.916	32.277	31.612	8	1	2:05.885	1:03.326	31.479	31.077
4	1	2:09.030	1:04.871	32.259	31.900	9	1	2:50.817	1:15.815	43.796	
5	1	2:08.887	1:05.237	31.853	31.797						

44 Rody Smit (NLD) (Scania)

Theoretische Bestzeit:

Lap	D	Time	S1	S2	S3	Lap	D	Time	S1	S2	S3
1	1	2:17.078				5	1	3:15.697	2:10.845	32.661	
2	1	3:15.645	2:07.715	33.785		6	1	2:10.394	1:04.451	32.711	
3	1	2:14.663	1:08.387	33.369		7	1	2:09.837	1:04.970	32.831	
4	1	2:27.267	1:07.888	34.489		8	1	2:24.183	1:06.472	32.952	

45 Cees Zandbergen (NLD) (Scania)

Theoretische Bestzeit: 2:03.116

Lap	D	Time	S1	S2	S3	Lap	D	Time	S1	S2	S3
1	1	2:25.695		34.514	32.495	6	1	2:03.162	1:01.605	31.000	30.557
2	1	2:09.649	1:06.824	31.093	31.732	7	1	2:03.293	1:01.571	31.168	30.549
3	1	2:05.789	1:02.482	31.601	31.706	8	1	2:03.395	1:01.790	31.065	30.540
4	1	2:04.969	1:02.256	31.304	31.409	9	1	2:04.380	1:02.627	31.052	30.701
5	1	2:04.519	1:02.288	31.403	30.828	10	1	2:04.818	1:01.688	31.677	31.453

50 Willem Breedyk (NLD) (Volvo)

Theoretische Bestzeit: 2:10.398

Lap	D	Time	S1	S2	S3	Lap	D	Time	S1	S2	S3
1	1	2:24.748		34.027	33.047	6	1	2:13.332	1:06.299	33.768	33.265
2	1	2:27.023	1:09.919	33.108		7	1	2:15.883	1:05.709	37.631	32.543
3	1	3:04.271	1:56.174	34.510	33.587	8	1	2:13.913	1:05.834	33.587	34.492
4	1	2:12.215	1:05.666	32.957	33.592	9	1	2:11.149	1:05.412	33.417	32.320
5	1	2:11.588	1:05.845	32.666	33.077						

51 Bjorn Tjihuis (NLD) (DAF)

Theoretische Bestzeit: 2:09.406


Lap	D	Time	S1	S2	S3	Lap	D	Time	S1	S2	S3
1	1	2:03.980				5	1	2:20.752	1:05.769	34.014	
2	1	3:23.591	2:17.014	32.858	33.719	6	1	4:25.800	3:09.155	32.660	
3	1	2:15.287	1:08.951	32.859	33.477	7	1	2:36.981	1:31.198	33.020	32.763
4	1	2:11.790	1:06.594	32.620	32.576	8	1	2:10.740	1:04.211	33.375	33.155

33. INT. ADAC TRUCK GRAND PRIX

Nürburgring Sprint, length 3629 m

29. June - 01. July 2018

ADAC Mittelrhein Cup



Lap Analysis Free Practice 1, 29.06.2018

-Reg.No.: 151/2018


55 Sébastien Delchambre (BEL) (MAN)						Theoretische Bestzeit: 2:06.071					
Lap	D	Time	S1	S2	S3	Lap	D	Time	S1	S2	S3
1	1	36.080				5	1	2:08.843	1:05.026	31.933	31.884
2	1	2:40.189	1:35.166	32.741	32.282	6	1	2:06.638	1:03.261	32.500	30.872
3	1	2:11.346	1:05.877	32.743	32.726	7	1	2:45.814	1:26.180	32.951	
4	1	2:13.588	1:07.569	32.342	33.677	8	1	6:29.711	4:48.824	44.149	

33. INT. ADAC TRUCK GRAND PRIX

Nürburgring Sprint, length 3629 m

29. June - 01. July 2018

ADAC Mittelrhein Cup



Lap Analysis Free Practice 1, 29.06.2018

-Reg.No.: 151/2018

68 Craig Reid (GBR) (IVECO)

Theoretische Bestzeit: 2:06.983

Lap	D	Time	S1	S2	S3	Lap	D	Time	S1	S2	S3
1	1	5:16.270		33.184	32.729	5	1	2:08.818	1:04.103	32.677	32.038
2	1	2:09.424	1:05.122	31.956	32.346	6	1	2:09.037	1:04.316	32.254	32.467
3	1	2:08.094	1:04.055	32.032	32.007	7	1	2:07.226	1:03.326	31.983	31.914
4	1	2:08.180	1:03.685	31.740	32.755	8	1	2:41.516	1:16.541	39.022	

69 David Jenkins (GBR) (MAN)

Theoretische Bestzeit: 1:57.943

Lap	D	Time	S1	S2	S3	Lap	D	Time	S1	S2	S3
1	1	15.190				7	1	1:58.226	59.223	30.033	28.970
2	1	2:23.587	1:22.733	30.420	30.434	8	1	1:58.244	58.948	30.025	29.271
3	1	1:58.376	59.129	30.082	29.165	9	1	1:58.852			29.927
4	1	2:00.157	1:00.069	30.454	29.634	10	1	2:00.461	59.184	30.761	30.516
5	1	1:58.579	59.158	30.175	29.246	11	1	2:03.052	59.295	30.158	33.599
6	1	1:58.840	59.336	30.311	29.193	12	1	3:04.468	1:31.669	40.679	

79 Luke Taylor (GBR) (MAN)

Theoretische Bestzeit: 2:00.254

Lap	D	Time	S1	S2	S3	Lap	D	Time	S1	S2	S3
1	1	1:43.317				6	1	2:01.329	1:00.513	30.708	30.108
2	1	2:26.922	1:25.752	31.285	29.885	7	1	2:02.113	1:01.939	30.517	29.657
3	1	2:29.017	1:03.380	38.379		8	1	2:00.668	1:00.482	30.608	29.578
4	1	4:29.296	3:28.779	30.393	30.124	9	1	2:00.553	1:00.286	30.689	29.581
5	1	2:01.591	1:01.063	30.417	30.111						

89 Simon Reid (GBR) (IVECO)

Theoretische Bestzeit: 2:00.613

Lap	D	Time	S1	S2	S3	Lap	D	Time	S1	S2	S3
1	1	2:27.834				6	1	2:12.907	1:00.393	30.726	
2	1	2:47.278	1:41.091	33.966	32.221	7	1	2:48.531	1:46.947	30.757	30.827
3	1	2:08.366	1:05.316	32.278	30.772	8	1	2:02.921	1:01.325	30.695	30.901
4	1	2:03.601	1:01.514	30.879	31.208	9	1	2:01.451	1:00.366	30.623	30.462
5	1	2:01.205	1:00.815	30.766	29.624						

95 Richard Collett (GBR) (MAN)

Theoretische Bestzeit: 2:01.684

Lap	D	Time	S1	S2	S3	Lap	D	Time	S1	S2	S3
1	1	1:58.759				6	1	2:03.411	1:02.263	30.589	30.559
2	1	2:28.598	1:25.734	31.588	31.276	7	1	2:02.482	1:01.167	30.529	30.786
3	1	2:04.799	1:03.160	30.941	30.698	8	1	2:02.452	1:01.367	30.593	30.492
4	1	2:03.208	1:01.769	31.072	30.367	9	1	2:03.018	1:01.835	30.690	30.493
5	1	2:02.089	1:01.304	30.797	29.988	10	1	3:06.331	1:22.736	43.581	