


33. INT. ADAC TRUCK GRAND PRIX

Nürburgring Sprint, length 3629 m

29. June - 01. July 2018

ADAC Mittelrhein Cup



Lap Analysis Qualifying for Race 1, 29.06.2018

DMSB -Reg.No.: 151/2018

1 Ryan Smith (GBR) (MAN) Theoretische Bestzeit: 1:56.850

Lap	D	Time	S1	S2	S3	Lap	D	Time	S1	S2	S3
1	1	2:31.804		37.811	29.307	5	1	2:28.676	59.477	36.509	
2	1	1:56.850	58.369	29.910	28.571	6	1	3:34.262	2:14.093	40.503	39.666
3	1	1:57.388	58.775	29.987	28.626	7	1	2:33.684	1:03.080	38.419	
4	1	1:58.068	58.892	30.010	29.166						

3 Steven Powell (GBR) (MAN) Theoretische Bestzeit: 2:06.314

Lap	D	Time	S1	S2	S3	Lap	D	Time	S1	S2	S3
1	1	2:45.600		39.317	34.118	4	1	2:07.163	1:03.805	31.777	31.581
2	1	2:09.287	1:03.692	31.811	33.784	5	1	2:50.661	1:19.824	43.154	
3	1	2:06.316	1:03.434	31.299	31.583						

5 Adam Bint (GBR) (Volvo) Theoretische Bestzeit: 2:08.291

Lap	D	Time	S1	S2	S3	Lap	D	Time	S1	S2	S3
1	1	3:01.271		35.955	40.047	6	1	2:24.169	1:07.072	34.383	
2	1	2:15.378	1:09.808	32.882	32.688	7	1	3:32.641	2:28.438	32.402	31.801
3	1	2:10.962	1:05.873	32.707	32.382	8	1	2:08.663	1:04.744	32.239	31.676
4	1	2:10.345	1:05.552	32.861	31.932	9	1	2:08.505	1:04.952	31.867	31.686
5	1	2:09.962	1:05.208	32.774	31.980	10	1	2:56.677	1:19.210	44.765	

6 John Powell (GBR) (DAF) Theoretische Bestzeit: 2:06.514

Lap	D	Time	S1	S2	S3	Lap	D	Time	S1	S2	S3
1	1	3:25.834		32.625	32.458	4	1	2:07.201	1:03.063	31.945	32.193
2	1	2:07.646	1:03.816	32.192	31.638	5	1	2:07.814	1:03.318	32.067	32.429
3	1	2:07.913	1:02.931	32.511	32.471	6	1	3:31.730	1:23.229	53.721	

7 Stuart Oliver (GBR) (Volvo) Theoretische Bestzeit: 1:58.979

Lap	D	Time	S1	S2	S3	Lap	D	Time	S1	S2	S3
1	1	2:40.840		38.259	33.554	6	1	2:12.633	1:03.914	36.195	32.524
2	1	1:59.219	59.509	30.257	29.453	7	1	2:18.722	1:03.757	41.053	33.912
3	1	2:19.635	1:15.734	32.810	31.091	8	1	2:00.697	1:00.541	30.455	29.701
4	1	2:06.846	59.874	32.587	34.385	9	1	1:59.999	59.955	30.340	29.704
5	1	1:59.165	59.695	30.067	29.403	10	1	2:51.104	1:04.334	41.386	

11 Martin Gibson (GBR) (Scania) Theoretische Bestzeit: 2:02.305

Lap	D	Time	S1	S2	S3	Lap	D	Time	S1	S2	S3
1	1	2:48.076		40.067	34.646	7	1	2:03.073	1:01.677	31.017	30.379
2	1	2:04.345	1:01.724	31.525	31.096	8	1	2:04.210	1:02.509	30.901	30.800
3	1	2:04.490	1:01.416	30.766	32.308	9	1	2:08.443	1:02.474	34.985	30.984
4	1	2:02.873	1:01.406	30.974	30.493	10	1	2:03.781	1:02.397	30.704	30.680
5	1	2:03.710	1:01.666	31.120	30.924	11	1	3:07.442	1:14.668	50.883	
6	1	2:02.902	1:01.221	31.132	30.548						

14 John Bowler (GBR) (Foden) Theoretische Bestzeit: 2:07.277

Lap	D	Time	S1	S2	S3	Lap	D	Time	S1	S2	S3
1	1	3:16.150		32.488	32.264	6	1	2:08.451	1:04.182	32.302	31.967
2	1	2:13.637	1:07.132	33.127	33.378	7	1	2:09.395	1:03.779	32.066	33.550
3	1	2:09.157	1:04.845	32.311	32.001	8	1	2:08.581	1:04.442	32.597	31.542
4	1	2:08.106	1:03.664	32.345	32.092	9	1	2:30.105	1:04.376	32.882	
5	1	2:08.228	1:04.046	32.343	31.839						

16 Brad Smith (GBR) (DAF) Theoretische Bestzeit: 2:06.708


Lap	D	Time	S1	S2	S3	Lap	D	Time	S1	S2	S3
1	1	3:14.952		34.280	33.528	6	1	2:08.940	1:05.089	32.134	31.717
2	1	2:14.591	1:08.014	33.213	33.364	7	1	2:07.982	1:04.470	31.979	31.533
3	1	2:12.977	1:07.679	32.600	32.698	8	1	2:11.580	1:06.261	33.874	31.445
4	1	2:08.302	1:04.740	32.131	31.431	9	1	2:29.387	1:03.404	31.877	
5	1	2:07.866	1:04.204	32.157	31.505						

33. INT. ADAC TRUCK GRAND PRIX

Nürburgring Sprint, length 3629 m

29. June - 01. July 2018

ADAC Mittelrhein Cup



Lap Analysis Qualifying for Race 1, 29.06.2018

DMSB -Reg.No.: 151/2018

23 Jamie Anderson (GBR) (MAN)

Theoretische Bestzeit: 1:58.855

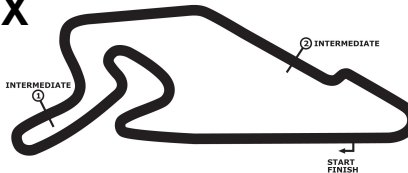
Lap	D	Time	S1	S2	S3	Lap	D	Time	S1	S2	S3
1	1	2:36.610		37.740	31.767	7	1	1:59.808	1:00.084	30.361	29.363
2	1	2:02.387	1:01.200	30.377	30.810	8	1	1:58.855	59.552	30.189	29.114
3	1	2:19.896	1:11.259	33.217	35.420	9	1	2:00.428	1:00.335	30.495	29.598
4	1	2:01.288	1:00.089	30.493	30.706	10	1	2:01.421	1:00.701	30.745	29.975
5	1	2:19.540	1:15.623	32.692	31.225	11	1	2:40.712	1:05.215	43.728	
6	1	1:59.941	59.799	30.504	29.638						

33. INT. ADAC TRUCK GRAND PRIX

Nürburgring Sprint, length 3629 m

29. June - 01. July 2018

ADAC Mittelrhein Cup



Lap Analysis Qualifying for Race 1, 29.06.2018

DMSB -Reg.No.: 151/2018

25 Clemens Hecker (DEU) (MAN)

Theoretische Bestzeit: 2:07.921

Lap	D	Time	S1	S2	S3	Lap	D	Time	S1	S2	S3
1	1	2:56.431		39.016	36.362	3	1	3:23.832	2:02.300	33.750	
2	1	2:07.921	1:05.091	31.863	30.967						

31 Jan Van Holland (NLD) (Ford)

Theoretische Bestzeit: 2:05.910

Lap	D	Time	S1	S2	S3	Lap	D	Time	S1	S2	S3
1	1	2:52.931		39.007	37.467	6	1	2:25.393	1:04.393	33.160	
2	1	2:06.196	1:02.531	32.299	31.359	7	1	4:48.042	3:36.896	38.210	32.936
3	1	2:06.807	1:03.267	32.013	31.527	8	1	2:07.651	1:02.841	32.351	32.459
4	1	2:06.949	1:03.182	32.284	31.483	9	1	2:44.880	1:12.275	37.934	
5	1	2:08.127	1:03.390	32.579	32.158						

36 Heinz Werner Lenz (GER) (Mercedes Benz)

Theoretische Bestzeit: 2:00.609

Lap	D	Time	S1	S2	S3	Lap	D	Time	S1	S2	S3
1	1	3:06.875		31.605	31.624	6	1	5:52.406	4:52.310	30.445	29.651
2	1	2:03.453	1:02.154	31.053	30.246	7	1	2:01.317	1:00.899	30.572	29.846
3	1	2:01.799	1:01.147	30.773	29.879	8	1	2:01.039	1:00.541	30.696	29.802
4	1	2:01.057	1:00.511	30.754	29.790	9	1	3:05.545	1:15.780	50.406	
5	1	2:15.695	1:01.295	30.870							

41 Simon Cole (GBR) (Mercedes Benz)

Theoretische Bestzeit: 2:06.195

Lap	D	Time	S1	S2	S3	Lap	D	Time	S1	S2	S3
1	1	2:49.569		39.224	35.291	3	1	2:06.880	1:03.321	31.459	32.100
2	1	2:08.158	1:04.497	32.246	31.415	4	1	2:31.526	1:09.419	34.783	

42 Luke Garrett (GBR) (MAN)

Theoretische Bestzeit: 2:03.763

Lap	D	Time	S1	S2	S3	Lap	D	Time	S1	S2	S3
1	1	3:02.840		37.209	35.322	6	1	2:06.568	1:03.671	31.897	31.000
2	1	2:07.610	1:04.405	31.876	31.329	7	1	2:16.938	1:06.032	37.913	32.993
3	1	2:07.217	1:04.199	32.133	30.885	8	1	2:03.763	1:02.191	31.083	30.481
4	1	2:06.778	1:03.676	31.520	31.582	9	1	2:46.543	1:11.744	39.479	
5	1	2:06.882	1:04.054	31.607	31.221						

44 Scholten Jos (NLD) (Scania)

Theoretische Bestzeit:

Lap	D	Time	S1	S2	S3	Lap	D	Time	S1	S2	S3
1	1	3:11.376		34.250		6	1	2:12.619	1:07.950	32.307	
2	1	2:10.760	1:06.063	32.103		7	1	2:08.301	1:04.570	31.710	
3	1	2:12.078	1:05.936	33.329		8	1	2:09.275	1:04.461	32.574	
4	1	2:09.391	1:04.981	32.284		9	1	2:37.004	1:05.185	33.643	
5	1	2:09.421	1:04.570	32.182							

45 Cees Zandbergen (NLD) (Scania)

Theoretische Bestzeit: 2:03.936

Lap	D	Time	S1	S2	S3	Lap	D	Time	S1	S2	S3
1	1	2:44.152		38.291	34.749	7	1	2:07.273	1:02.731	32.070	32.472
2	1	2:05.351	1:02.739	31.095	31.517	8	1	2:04.798	1:02.403	31.249	31.146
3	1	2:04.954	1:02.182	31.569	31.203	9	1	2:05.490	1:02.747	31.629	31.114
4	1	2:04.990	1:02.330	31.543	31.117	10	1	2:04.969	1:02.816	31.494	30.659
5	1	2:11.015	1:06.301	33.148	31.566	11	1	3:06.419	1:14.906	48.473	
6	1	2:05.463	1:02.747	31.903	30.813						

50 Willem Breedyk (NLD) (Volvo)

Theoretische Bestzeit: 2:11.246


Lap	D	Time	S1	S2	S3	Lap	D	Time	S1	S2	S3
1	1	2:54.488		39.048	37.426	6	1	2:13.470	1:05.866	34.362	33.242
2	1	2:12.578	1:05.583	33.800	33.195	7	1	2:12.466	1:05.533	33.413	33.520
3	1	2:15.455	1:08.633	33.875	32.947	8	1	2:16.879	1:08.315	35.715	32.849
4	1	2:13.001	1:06.303	33.619	33.079	9	1	2:14.942	1:05.973	33.705	35.264
5	1	2:11.272	1:05.431	32.960	32.875	10	1	2:45.483	1:13.577	37.112	

33. INT. ADAC TRUCK GRAND PRIX

Nürburgring Sprint, length 3629 m

29. June - 01. July 2018

ADAC Mittelrhein Cup



Lap Analysis Qualifying for Race 1, 29.06.2018

DMSB -Reg.No.: 151/2018

51 Bjorn Tijhuis (NLD) (DAF)

Theoretische Bestzeit: 2:08.701

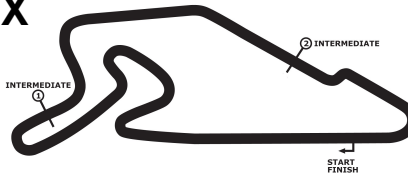
Lap	D	Time	S1	S2	S3	Lap	D	Time	S1	S2	S3
1	1	3:08.331		33.847	37.411	6	1	2:09.930	1:05.019	32.662	32.249
2	1	2:11.345	1:05.628	32.853	32.864	7	1	2:09.542	1:04.083	32.919	32.540
3	1	2:11.364	1:05.732	33.676	31.956	8	1	2:10.203	1:04.861	32.950	32.392
4	1	2:18.511	1:12.473	32.733	33.305	9	1	2:10.887	1:05.165	32.795	32.927
5	1	2:17.594	1:05.989	37.168	34.437	10	1	2:48.601	1:12.864	35.588	

33. INT. ADAC TRUCK GRAND PRIX

Nürburgring Sprint, length 3629 m

29. June - 01. July 2018

ADAC Mittelrhein Cup



Lap Analysis Qualifying for Race 1, 29.06.2018

DMSB -Reg.No.: 151/2018

55 Sébastien Delchambre (BEL) (MAN)						Theoretische Bestzeit: 2:04.523					
Lap	D	Time	S1	S2	S3	Lap	D	Time	S1	S2	S3
1	1	3:04.839		36.514		6	1	2:07.409	1:04.235	31.487	
2	1	2:08.824	1:05.133	32.682		7	1	2:37.476	1:06.853	35.993	
3	1	2:34.054	1:11.240	42.702		8	1	4:15.921	3:13.454	32.191	30.276
4	1	2:04.784	1:02.964	31.283		9	1	3:02.411	1:14.184	47.232	
5	1	2:28.763	1:09.558	41.353							

68 Craig Reid (GBR) (IVECO)						Theoretische Bestzeit: 2:04.727					
Lap	D	Time	S1	S2	S3	Lap	D	Time	S1	S2	S3
1	1	2:47.779		40.286	34.817	5	1	2:05.411	1:02.872	31.557	30.982
2	1	2:07.724	1:04.034	31.675	32.015	6	1	2:07.286	1:02.844	31.406	33.036
3	1	2:07.151	1:03.585	31.448	32.118	7	1	2:05.460	1:02.604	31.437	31.419
4	1	2:06.818	1:03.318	31.141	32.359	8	1	2:43.513	1:12.272	39.726	

69 David Jenkins (GBR) (MAN)						Theoretische Bestzeit: 1:57.378					
Lap	D	Time	S1	S2	S3	Lap	D	Time	S1	S2	S3
1	1	2:34.612		37.987	30.570	5	1	1:57.863	58.955	30.085	28.823
2	1	1:58.014	58.791	29.952	29.271	6	1	1:57.382	58.795	29.883	28.704
3	1	2:00.238	59.230	30.131	30.877	7	1	2:32.643	1:03.965	35.927	
4	1	1:58.587	59.371	30.067	29.149						

79 Luke Taylor (GBR) (MAN)						Theoretische Bestzeit: 1:57.512					
Lap	D	Time	S1	S2	S3	Lap	D	Time	S1	S2	S3
1	1	2:37.008		37.088	31.408	6	1	2:13.045	59.994	41.329	31.722
2	1	2:02.375	1:01.184	30.450	30.741	7	1	1:58.142	59.409	29.859	28.874
3	1	2:00.245	1:00.193	30.488	29.564	8	1	1:57.544	58.788	29.891	28.865
4	1	2:12.343	1:00.889	38.669	32.785	9	1	2:42.247	1:09.897	42.571	
5	1	1:58.210	59.339	29.927	28.944						

89 Simon Reid (GBR) (IVECO)						Theoretische Bestzeit: 2:00.054					
Lap	D	Time	S1	S2	S3	Lap	D	Time	S1	S2	S3
1	1	2:36.086		38.429	30.767	5	1	2:00.414	1:00.217	30.558	29.639
2	1	2:02.418	1:00.959	30.686	30.773	6	1	2:07.424	1:05.910	31.653	29.861
3	1	2:00.807	1:00.529	30.557	29.721	7	1	2:25.916	1:00.409	30.746	
4	1	2:00.049	1:00.315	30.198							

95 Richard Collett (GBR) (MAN)						Theoretische Bestzeit: 2:00.235					
Lap	D	Time	S1	S2	S3	Lap	D	Time	S1	S2	S3
1	1	2:42.692		40.170	34.183	5	1	2:01.056	59.981	30.564	30.511
2	1	2:01.770	1:01.251	30.500	30.019	6	1	2:01.276	1:00.948	30.334	29.994
3	1	2:01.332	1:01.056	30.329	29.947	7	1	2:32.520	1:10.042	45.821	36.657
4	1	2:01.232	1:00.560	30.747	29.925	8	1	3:07.382	1:25.900	42.820	