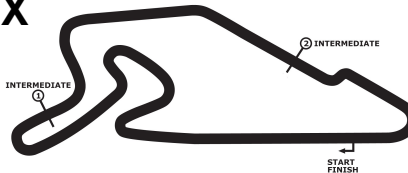


33. INT. ADAC TRUCK GRAND PRIX

Nürburgring Sprint, length 3629 m

29. June - 01. July 2018

ADAC Mittelrhein Cup



Lap Analysis Race 1, 29.06.2018

DMSB -Reg.No.: 151/2018

1 Ryan Smith (GBR) (MAN)						Theoretische Bestzeit: 1:56.786					
Lap	D	Time	S1	S2	S3	Lap	D	Time	S1	S2	S3
1	1	2:00.969	1:02.222	29.851	28.896	8	1	1:58.181	58.591	30.555	29.035
2	1	1:57.152	58.377	29.916	28.859	9	1	1:57.891	58.596	29.930	29.365
3	1	1:57.054	58.220	30.059	28.775	10	1	1:58.265	58.585	30.258	29.422
4	1	1:56.959	58.355	29.825	28.779	11	1	1:58.557	59.273	30.013	29.271
5	1	1:57.724	58.666	30.001	29.057	12	1	1:59.158	59.517	30.336	29.305
6	1	1:57.270	58.186	30.035	29.049	13	1	1:59.375	59.628	30.253	29.494
7	1	1:57.612	58.660	29.901	29.051						

3 Steven Powell (GBR) (MAN)						Theoretische Bestzeit: 2:06.518					
Lap	D	Time	S1	S2	S3	Lap	D	Time	S1	S2	S3
1	1	2:18.426	1:14.609	32.245	31.572	3	1	2:06.839	1:03.531	31.717	31.589
2	1	2:06.818	1:03.560	31.990	31.268						

5 Adam Bint (GBR) (Volvo)						Theoretische Bestzeit: 2:06.652					
Lap	D	Time	S1	S2	S3	Lap	D	Time	S1	S2	S3
1	1	2:20.076	1:16.640	31.651	31.785	4	1	2:12.832	1:05.270	33.815	33.747
2	1	2:07.796	1:04.010	32.045	31.741	5	1	2:10.062	1:05.749	32.337	31.976
3	1	2:07.029	1:03.761	32.028	31.235	6	1	2:17.557	1:05.441	32.629	

6 John Powell (GBR) (DAF)						Theoretische Bestzeit: 2:07.014					
Lap	D	Time	S1	S2	S3	Lap	D	Time	S1	S2	S3
1	1	2:22.064	1:17.281	32.941	31.842	7	1	2:09.867	1:04.762	32.242	32.863
2	1	2:07.014	1:03.451	31.852	31.711	8	1	2:11.644	1:04.423	33.685	33.536
3	1	2:09.174	1:03.763	32.583	32.828	9	1	2:10.779	1:04.143	34.133	32.503
4	1	2:11.039	1:04.065	32.723	34.251	10	1	2:10.864	1:04.922	32.855	33.087
5	1	2:11.180	1:05.168	33.042	32.970	11	1	2:15.558	1:06.149	34.519	34.890
6	1	2:11.947	1:07.027	32.248	32.672	12	1	2:11.623	1:06.453	32.569	32.601

7 Stuart Oliver (GBR) (Volvo)						Theoretische Bestzeit: 1:58.955					
Lap	D	Time	S1	S2	S3	Lap	D	Time	S1	S2	S3
1	1	2:06.067	1:05.950	30.249	29.868	8	1	2:01.054	1:00.421	30.231	30.402
2	1	1:59.704	59.986	30.177	29.541	9	1	2:01.499	1:01.606	30.260	29.633
3	1	2:00.297	1:00.385	30.447	29.465	10	1	2:00.314	1:00.581	30.412	29.321
4	1	1:59.512	59.567	30.067	29.878	11	1	1:59.819	59.921	30.351	29.547
5	1	1:59.899	59.925	30.204	29.770	12	1	1:59.429	59.802	30.225	29.402
6	1	1:59.636	59.906	30.288	29.442	13	1	1:59.922	59.897	30.161	29.864
7	1	2:00.888	1:00.985	30.511	29.392						

11 Martin Gibson (GBR) (Scania)						Theoretische Bestzeit: 2:00.861					
Lap	D	Time	S1	S2	S3	Lap	D	Time	S1	S2	S3
1	1	2:09.864	1:07.944	30.845	31.075	8	1	2:01.155	1:00.391	30.616	30.145
2	1	2:02.331	1:01.446	30.718	30.167	9	1	2:02.602	1:01.447	30.740	30.415
3	1	2:02.925	1:01.807	30.654	30.464	10	1	2:02.834	1:01.510	31.266	30.058
4	1	2:02.011	1:01.340	30.514	30.157	11	1	2:02.322	1:01.191	30.479	30.652
5	1	2:01.642	1:01.063	30.591	29.988	12	1	2:01.549	1:00.867	30.485	30.197
6	1	2:01.561	1:01.007	30.513	30.041	13	1	2:03.357	1:01.903	30.967	30.487
7	1	2:03.462	1:01.781	30.719	30.962						


14 John Bowler (GBR) (Foden)						Theoretische Bestzeit: 2:06.526					
Lap	D	Time	S1	S2	S3	Lap	D	Time	S1	S2	S3
1	1	2:24.084	1:17.830	33.301	32.953	7	1	2:08.483	1:03.521	32.962	31.995
2	1	2:09.608	1:05.393	32.503	31.712	8	1	2:08.164	1:04.349	32.076	31.739
3	1	2:10.638	1:04.709	33.001	32.928	9	1	2:07.714	1:03.701	32.414	31.599
4	1	2:08.909	1:05.001	32.300	31.608	10	1	2:08.700	1:04.712	32.471	31.517
5	1	2:08.264	1:04.625	32.110	31.529	11	1	2:08.890	1:03.952	33.961	30.977
6	1	2:08.208	1:04.225	32.267	31.716	12	1	2:06.845	1:03.537	32.023	31.285

33. INT. ADAC TRUCK GRAND PRIX

Nürburgring Sprint, length 3629 m

29. June - 01. July 2018

ADAC Mittelrhein Cup



Lap Analysis Race 1, 29.06.2018

DMSB -Reg.No.: 151/2018

16 Brad Smith (GBR) (DAF)

Theoretische Bestzeit: 2:05.519

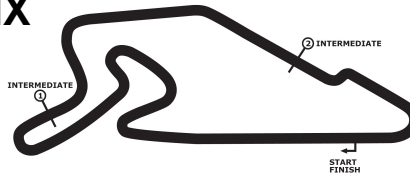
Lap	D	Time	S1	S2	S3	Lap	D	Time	S1	S2	S3
1	1	2:19.301	1:15.701	31.979	31.621	7	1	2:05.968	1:02.761	31.650	31.550
2	1	2:06.648	1:03.277	31.729	31.642	8	1	2:07.341	1:04.174	32.025	31.142
3	1	2:07.026	1:03.289	31.743	31.994	9	1	2:06.867	1:03.691	31.886	31.290
4	1	2:08.542	1:05.277	31.885	31.380	10	1	2:07.096	1:03.908	31.712	31.476
5	1	2:06.175	1:03.115	31.959	31.101	11	1	2:11.060	1:05.443	31.737	33.880
6	1	2:07.009	1:02.944	32.518	31.547	12	1	2:08.318	1:04.609	32.114	31.595

33. INT. ADAC TRUCK GRAND PRIX

Nürburgring Sprint, length 3629 m

29. June - 01. July 2018

ADAC Mittelrhein Cup



Lap Analysis Race 1, 29.06.2018

DMSB -Reg.No.: 151/2018

23 Jamie Anderson (GBR) (MAN)						Theoretische Bestzeit: 1:58.596					
Lap	D	Time	S1	S2	S3	Lap	D	Time	S1	S2	S3
1	1	2:03.278	1:04.243	29.930	29.105	8	1	2:00.193	1:00.422	30.447	29.324
2	1	1:59.421	1:00.076	30.168	29.177	9	1	1:59.704	59.906	30.315	29.483
3	1	1:59.138	59.575	30.435	29.128	10	1	2:00.613	1:00.670	30.429	29.514
4	1	1:59.252	59.561	30.293	29.398	11	1	2:00.097	1:00.518	30.170	29.409
5	1	2:00.007	1:00.244	30.252	29.511	12	1	2:01.093	1:00.065	31.148	29.880
6	1	2:00.087	1:00.340	30.325	29.422	13	1	2:00.245	1:00.232	30.329	29.684
7	1	2:00.548	1:00.341	30.191	30.016						

25 Clemens Hecker (DEU) (MAN)						Theoretische Bestzeit: 2:04.716					
Lap	D	Time	S1	S2	S3	Lap	D	Time	S1	S2	S3
1	1	2:16.511	1:13.581	31.445	31.485	6	1	3:03.735	2:00.799	31.882	31.054
2	1	2:06.728	1:03.246	31.674	31.808	7	1	2:06.379	1:03.302	31.117	31.960
3	1	2:05.386	1:03.006	31.441	30.939	8	1	2:22.570	1:03.495	31.306	
4	1	2:05.289	1:02.660	31.443	31.186	9	1	3:25.907	1:33.989	44.943	
5	1	2:23.311	1:03.193	31.639							

31 Jan Van Holland (NLD) (Ford)						Theoretische Bestzeit: 2:05.455					
Lap	D	Time	S1	S2	S3	Lap	D	Time	S1	S2	S3
1	1	2:15.177	1:11.918	31.897	31.362	7	1	2:06.526	1:02.729	32.143	31.654
2	1	2:07.290	1:03.838	31.921	31.531	8	1	2:06.166	1:02.922	32.243	31.001
3	1	2:07.967	1:02.810	32.334	32.823	9	1	2:09.044	1:04.455	32.255	32.334
4	1	2:06.072	1:02.551	32.098	31.417	10	1	2:06.516	1:03.263	31.973	31.280
5	1	2:07.103	1:02.764	32.541	31.798	11	1	2:09.033	1:05.108	32.033	31.892
6	1	2:08.730	1:03.739	33.386	31.605	12	1	2:09.535	1:05.008	33.112	31.415

36 Heinz Werner Lenz (GER) (Mercedes Benz)						Theoretische Bestzeit: 2:00.738					
Lap	D	Time	S1	S2	S3	Lap	D	Time	S1	S2	S3
1	1	2:07.252	1:06.689	30.740	29.823	8	1	2:01.319	1:00.310	30.812	30.191
2	1	2:01.263	1:00.398	30.735	30.130	9	1	2:01.486	1:00.624	30.875	29.987
3	1	2:02.731	1:01.146	30.667	30.918	10	1	2:01.866	1:00.585	30.759	30.522
4	1	2:02.435	1:01.614	30.653	30.168	11	1	2:01.407	1:00.651	30.881	29.875
5	1	2:02.633	1:02.122	30.742	29.769	12	1	2:01.428	1:00.382	30.917	30.129
6	1	2:02.864	1:01.250	30.816	30.798	13	1	2:01.608	1:00.613	30.968	30.027
7	1	2:03.905	1:02.513	30.952	30.440						

41 Simon Cole (GBR) (Mercedes Benz)						Theoretische Bestzeit: 2:05.034					
Lap	D	Time	S1	S2	S3	Lap	D	Time	S1	S2	S3
1	1	2:20.578	1:16.753	33.265	30.560	7	1	2:06.797	1:04.645	31.263	30.889
2	1	2:06.947	1:04.105	31.433	31.409	8	1	2:06.511	1:03.310	31.391	31.810
3	1	2:05.868	1:03.210	31.573	31.076	9	1	2:07.324	1:03.730	31.255	32.339
4	1	2:08.754	1:05.516	31.872	31.366	10	1	2:14.882	1:07.429	33.448	34.005
5	1	2:07.838	1:04.098	31.711	32.029	11	1	2:10.858	1:05.550	33.407	31.901
6	1	2:06.714	1:03.698	31.421	31.595	12	1	2:14.254	1:06.843	33.334	34.077

42 Luke Garrett (GBR) (MAN)						Theoretische Bestzeit: 2:03.642					
Lap	D	Time	S1	S2	S3	Lap	D	Time	S1	S2	S3
1	1	2:11.855	1:09.671	31.106	31.078	8	1	2:06.004	1:02.725	32.317	30.962
2	1	2:04.536	1:02.330	31.405	30.801	9	1	2:04.872	1:02.766	31.404	30.702
3	1	2:04.345	1:01.910	31.809	30.621	10	1	2:05.771	1:02.771	31.972	31.028
4	1	2:05.366	1:02.715	31.731	30.920	11	1	2:06.084	1:02.536	32.226	31.322
5	1	2:05.551	1:02.512	32.053	30.986	12	1	2:07.047	1:03.645	31.898	31.504
6	1	2:06.036	1:03.767	31.563	30.706	13	1	2:08.425	1:03.906	32.374	32.145
7	1	2:05.581	1:03.009	31.518	31.054						


44 Scholten Jos (NLD) (Scania)						Theoretische Bestzeit: 2:06.553					
Lap	D	Time	S1	S2	S3	Lap	D	Time	S1	S2	S3
1	1	2:25.753	1:18.782	34.605	32.366	7	1	2:07.511	1:03.373	32.030	32.108
2	1	2:08.161	1:04.032	32.592	31.537	8	1	2:08.151	1:04.599	31.944	31.608
3	1	2:09.791	1:04.078	32.884	32.829	9	1	2:07.947	1:03.793	32.072	32.082
4	1	2:07.892	1:03.170	32.832	31.886	10	1	2:10.021	1:05.703	32.024	32.294

33. INT. ADAC TRUCK GRAND PRIX

Nürburgring Sprint, length 3629 m

29. June - 01. July 2018

ADAC Mittelrhein Cup



Lap Analysis Race 1, 29.06.2018

DMSB -Reg.No.: 151/2018

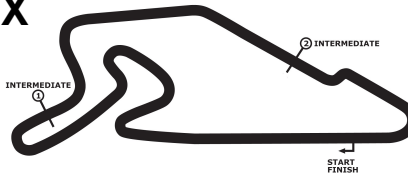
Lap	D	Time	S1	S2	S3	Lap	D	Time	S1	S2	S3
5	1	2:18.899	1:04.715	32.094		11	1	2:14.145	1:09.355	32.490	32.300
6	1	3:45.126	2:41.612	31.842	31.672						

33. INT. ADAC TRUCK GRAND PRIX

Nürburgring Sprint, length 3629 m

29. June - 01. July 2018

ADAC Mittelrhein Cup



Lap Analysis Race 1, 29.06.2018

DMSB -Reg.No.: 151/2018

45 Cees Zandbergen (NLD) (Scania)						Theoretische Bestzeit: 2:03.479					
Lap	D	Time	S1	S2	S3	Lap	D	Time	S1	S2	S3
1	1	2:12.642	1:10.492	31.418	30.732	7	1	2:04.982	1:02.833	31.416	30.733
2	1	2:04.594	1:02.380	30.983	31.231	8	1	2:04.217	1:02.162	31.721	30.334
3	1	2:05.104	1:02.622	31.184	31.298	9	1	2:08.977	1:02.404	31.456	
4	1	2:04.820	1:02.445	31.244	31.131	10	1	2:30.027	1:27.558	31.031	31.438
5	1	2:05.076	1:02.671	31.589	30.816	11	1	2:07.093	1:03.202	31.162	32.729
6	1	2:04.738	1:02.446	31.290	31.002	12	1	2:07.481	1:05.202	31.639	30.640

50 Willem Breedyk (NLD) (Volvo)						Theoretische Bestzeit: 2:09.913					
Lap	D	Time	S1	S2	S3	Lap	D	Time	S1	S2	S3
1	1	2:28.628	1:20.551	33.417	34.660	7	1	2:16.765	1:07.286	35.016	34.463
2	1	2:11.722	1:05.002	32.934	33.779	8	1	2:12.909	1:05.993	33.301	33.615
3	1	2:12.084	1:06.362	32.523	33.199	9	1	2:15.172	1:08.058	34.733	32.381
4	1	2:13.230	1:05.623	34.338	33.269	10	1	2:14.484	1:07.204	33.737	33.543
5	1	2:14.970	1:07.243	34.354	33.373	11	1	2:15.646	1:06.791	34.672	34.183
6	1	2:13.042	1:06.352	33.689	33.001	12	1	2:17.581	1:09.371	34.618	33.592

51 Bjorn Tjihuis (NLD) (DAF)						Theoretische Bestzeit: 2:08.347					
Lap	D	Time	S1	S2	S3	Lap	D	Time	S1	S2	S3
1	1	2:27.745	1:19.474	33.620	34.651	7	1	2:09.225	1:04.539	32.695	31.991
2	1	2:13.172	1:05.519	33.692	33.961	8	1	2:09.829	1:04.448	32.529	32.852
3	1	2:12.022	1:06.213	33.254	32.555	9	1	2:10.777	1:06.047	32.416	32.314
4	1	2:13.040	1:05.442	34.780	32.818	10	1	2:10.022	1:04.644	33.103	32.275
5	1	2:09.004	1:04.122	32.565	32.310	11	1	2:11.243	1:06.619	32.662	31.962
6	1	2:10.893	1:04.866	33.566	32.461	12	1	2:08.704	1:04.476	32.256	31.972

55 Sébastien Delchambre (BEL) (MAN)						Theoretische Bestzeit: 2:05.416					
Lap	D	Time	S1	S2	S3	Lap	D	Time	S1	S2	S3
1	1	2:24.851	1:18.080	33.805	32.966	4	1	2:36.663	1:19.538	36.191	40.934
2	1	2:05.416	1:03.542	31.038	30.832	5	1	2:39.640	1:19.957	38.875	40.808
3	1	2:12.527	1:05.907	34.178	32.442	6	1	2:50.103	1:37.703	36.795	35.605

68 Craig Reid (GBR) (IVECO)						Theoretische Bestzeit: 2:05.725					
Lap	D	Time	S1	S2	S3	Lap	D	Time	S1	S2	S3
1	1	2:14.482	1:11.159	31.472	31.851	8	1	2:06.879	1:03.190	31.533	32.156
2	1	2:07.416	1:03.927	31.677	31.812	9	1	2:07.686	1:04.282	31.500	31.904
3	1	2:06.443	1:03.072	31.526	31.845	10	1	2:07.817	1:03.773	31.781	32.263
4	1	2:07.455	1:04.041	31.636	31.778	11	1	2:07.003	1:03.748	31.886	31.369
5	1	2:06.755	1:03.072	31.580	32.103	12	1	2:06.564	1:02.964	31.618	31.982
6	1	2:08.403	1:04.083	32.590	31.730	13	1	2:06.994	1:03.141	31.773	32.080
7	1	2:06.643	1:02.882	31.674	32.085						

69 David Jenkins (GBR) (MAN)						Theoretische Bestzeit: 1:57.094					
Lap	D	Time	S1	S2	S3	Lap	D	Time	S1	S2	S3
1	1	2:01.648	1:02.987	29.778	28.883	8	1	1:58.588	59.322	29.913	29.353
2	1	1:57.327	58.697	30.011	28.619	9	1	1:58.852	59.553	30.147	29.152
3	1	1:57.733	58.914	29.886	28.933	10	1	1:59.295	1:00.128	29.991	29.176
4	1	1:58.314	59.218	30.026	29.070	11	1	2:00.177	1:00.870	30.055	29.252
5	1	1:57.897	58.873	30.140	28.884	12	1	2:00.583	1:00.374	30.795	29.414
6	1	1:58.473	59.046	30.200	29.227	13	1	1:59.927	1:00.334	30.339	29.254
7	1	1:58.637	59.477	30.101	29.059						


79 Luke Taylor (GBR) (MAN)						Theoretische Bestzeit: 1:58.385					
Lap	D	Time	S1	S2	S3	Lap	D	Time	S1	S2	S3
1	1	2:07.522	1:07.331	30.340	29.851	8	1	2:00.877	1:00.644	30.219	30.014
2	1	2:00.838	1:00.574	30.336	29.928	9	1	2:01.893	1:01.856	30.087	29.950
3	1	1:59.292	1:00.454	29.835	29.003	10	1	2:00.261	1:00.511	30.272	29.478
4	1	1:58.782	59.547	30.086	29.149	11	1	2:00.029	1:00.092	30.104	29.833
5	1	1:59.138	59.684	30.244	29.210	12	1	1:59.791	1:00.097	30.282	29.412
6	1	2:00.598	1:01.505	29.994	29.099	13	1	1:59.288	59.769	30.164	29.355
7	1	2:00.204	1:00.531	30.427	29.246						

33. INT. ADAC TRUCK GRAND PRIX

Nürburgring Sprint, length 3629 m

29. June - 01. July 2018

ADAC Mittelrhein Cup



Lap Analysis Race 1, 29.06.2018


DMSB -Reg.No.: 151/2018

33. INT. ADAC TRUCK GRAND PRIX

Nürburgring Sprint, length 3629 m

29. June - 01. July 2018

ADAC Mittelrhein Cup



Lap Analysis Race 1, 29.06.2018

DMSB -Reg.No.: 151/2018

89 Simon Reid (GBR) (IVECO)						Theoretische Bestzeit: 1:59.471					
Lap	D	Time	S1	S2	S3	Lap	D	Time	S1	S2	S3
1	1	2:05.197	1:05.493	30.352	29.352	8	1	2:15.990	1:09.055	33.674	33.261
2	1	1:59.854	1:00.042	30.425	29.387	9	1	2:18.908	1:09.050	36.196	33.662
3	1	1:59.883	59.947	30.419	29.517	10	1	2:15.769	1:07.501	34.693	33.575
4	1	1:59.650	1:00.126	30.288	29.236	11	1	2:08.086	1:03.760	33.956	30.370
5	1	1:59.863	1:00.156	30.380	29.327	12	1	2:05.937	1:02.783	31.658	31.496
6	1	1:59.978	1:00.241	30.358	29.379	13	1	2:10.270	1:04.593	33.364	32.313
7	1	2:00.730	1:01.084	30.298	29.348						

95 Richard Collett (GBR) (MAN)						Theoretische Bestzeit: 2:00.174					
Lap	D	Time	S1	S2	S3	Lap	D	Time	S1	S2	S3
1	1	2:09.214	1:08.451	30.513	30.250	8	1	2:01.952	1:00.696	30.477	30.779
2	1	2:00.715	1:00.378	30.296	30.041	9	1	2:02.872	1:01.232	30.487	31.153
3	1	2:01.649	1:00.136	30.310	31.203	10	1	2:01.965	1:00.543	30.700	30.722
4	1	2:01.509	1:00.616	30.193	30.700	11	1	2:00.947	1:00.330	30.459	30.158
5	1	2:02.355	1:01.762	30.505	30.088	12	1	2:02.429	1:01.097	30.767	30.565
6	1	2:01.143	1:00.595	30.537	30.011	13	1	2:02.908	1:01.171	30.696	31.041
7	1	2:00.881	1:00.558	30.478	29.845						