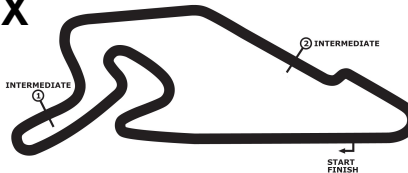


33. INT. ADAC TRUCK GRAND PRIX

Nürburgring Sprint, length 3629 m

29. June - 01. July 2018

ADAC Mittelrhein Cup



Lap Analysis Race 2, 30.06.2018

DMSB -Reg.No.: 151/2018

| 1 Ryan Smith (GBR) (MAN) | | | | | | Theoretische Bestzeit: 1:56.536 | | | | | |
|--------------------------|---|-----------------|---------------|---------------|---------------|---------------------------------|---|----------|--------|--------|--------|
| Lap | D | Time | S1 | S2 | S3 | Lap | D | Time | S1 | S2 | S3 |
| 1 | 1 | 2:02.944 | 1:03.828 | 29.883 | 29.233 | 8 | 1 | 1:57.122 | 58.487 | 29.862 | 28.773 |
| 2 | 1 | 1:56.614 | 58.312 | 29.751 | 28.551 | 9 | 1 | 1:56.940 | 58.373 | 29.809 | 28.758 |
| 3 | 1 | 1:57.158 | 58.234 | 29.833 | 29.091 | 10 | 1 | 1:57.235 | 58.409 | 29.887 | 28.939 |
| 4 | 1 | 2:42.385 | 1:02.904 | 54.488 | 44.993 | 11 | 1 | 1:57.143 | 58.467 | 29.808 | 28.868 |
| 5 | 1 | 3:08.108 | 1:29.284 | 54.477 | 44.347 | 12 | 1 | 1:57.242 | 58.568 | 29.811 | 28.863 |
| 6 | 1 | 2:23.850 | 1:25.234 | 29.815 | 28.801 | 13 | 1 | 1:58.179 | 58.766 | 29.912 | 29.501 |
| 7 | 1 | 1:57.305 | 58.331 | 29.769 | 29.205 | | | | | | |

| 3 Steven Powell (GBR) (MAN) | | | | | | Theoretische Bestzeit: 2:05.300 | | | | | |
|-----------------------------|---|----------|----------|--------|--------|---------------------------------|---|-----------------|-----------------|---------------|---------------|
| Lap | D | Time | S1 | S2 | S3 | Lap | D | Time | S1 | S2 | S3 |
| 1 | 1 | 2:24.171 | 1:17.184 | 33.439 | 33.548 | 8 | 1 | 2:05.963 | 1:03.589 | 31.586 | 30.788 |
| 2 | 1 | 2:09.883 | 1:04.444 | 32.004 | 33.435 | 9 | 1 | 2:06.881 | 1:03.868 | 31.545 | 31.468 |
| 3 | 1 | 2:09.527 | 1:05.319 | 32.042 | 32.166 | 10 | 1 | 2:06.617 | 1:03.638 | 31.693 | 31.286 |
| 4 | 1 | 2:39.422 | 1:13.228 | 45.464 | 40.730 | 11 | 1 | 2:06.126 | 1:03.632 | 31.473 | 31.021 |
| 5 | 1 | 3:00.084 | 1:23.394 | 52.974 | 43.716 | 12 | 1 | 2:06.044 | 1:03.031 | 31.837 | 31.168 |
| 6 | 1 | 2:25.926 | 1:21.104 | 32.842 | 31.980 | 13 | 1 | 2:06.879 | 1:03.736 | 31.723 | 31.420 |
| 7 | 1 | 2:06.956 | 1:04.363 | 31.636 | 30.957 | | | | | | |

| 5 Adam Bint (GBR) (Volvo) | | | | | | Theoretische Bestzeit: 2:05.890 | | | | | |
|---------------------------|---|----------|----------|--------|--------|---------------------------------|---|-----------------|-----------------|---------------|---------------|
| Lap | D | Time | S1 | S2 | S3 | Lap | D | Time | S1 | S2 | S3 |
| 1 | 1 | 2:22.074 | 1:16.208 | 32.601 | 33.265 | 7 | 1 | 2:07.149 | 1:03.688 | 32.496 | 30.965 |
| 2 | 1 | 2:12.396 | 1:05.817 | 32.137 | 34.442 | 8 | 1 | 2:06.163 | 1:02.931 | 31.993 | 31.238 |
| 3 | 1 | 2:09.972 | 1:05.379 | 32.360 | 32.233 | 9 | 1 | 2:06.806 | 1:03.425 | 32.160 | 31.221 |
| 4 | 1 | 2:39.598 | 1:13.008 | 45.849 | 40.741 | 10 | 1 | 2:14.977 | 1:04.794 | 32.079 | |
| 5 | 1 | 3:00.316 | 1:23.509 | 53.277 | 43.530 | 11 | 1 | 2:38.678 | 1:31.039 | 34.323 | 33.316 |
| 6 | 1 | 2:23.614 | 1:19.931 | 32.447 | 31.236 | 12 | 1 | 2:13.192 | 1:06.510 | 33.607 | 33.075 |

| 6 John Powell (GBR) (DAF) | | | | | | Theoretische Bestzeit: 2:05.602 | | | | | |
|---------------------------|---|----------|-----------------|--------|--------|---------------------------------|---|-----------------|----------|---------------|---------------|
| Lap | D | Time | S1 | S2 | S3 | Lap | D | Time | S1 | S2 | S3 |
| 1 | 1 | 2:21.439 | 1:15.814 | 32.516 | 33.109 | 8 | 1 | 2:06.665 | 1:03.781 | 31.629 | 31.255 |
| 2 | 1 | 2:09.621 | 1:04.990 | 31.808 | 32.823 | 9 | 1 | 2:07.441 | 1:03.625 | 32.104 | 31.712 |
| 3 | 1 | 2:06.951 | 1:03.037 | 31.800 | 32.114 | 10 | 1 | 2:07.120 | 1:03.125 | 31.902 | 32.093 |
| 4 | 1 | 2:41.670 | 1:15.256 | 45.604 | 40.810 | 11 | 1 | 2:06.952 | 1:02.881 | 32.413 | 31.658 |
| 5 | 1 | 2:59.003 | 1:23.512 | 52.682 | 42.809 | 12 | 1 | 2:06.874 | 1:02.906 | 32.071 | 31.897 |
| 6 | 1 | 2:26.225 | 1:21.355 | 32.412 | 32.458 | 13 | 1 | 2:09.517 | 1:04.171 | 32.575 | 32.771 |
| 7 | 1 | 2:07.460 | 1:02.711 | 33.106 | 31.636 | | | | | | |

| 7 Stuart Oliver (GBR) (Volvo) | | | | | | Theoretische Bestzeit: 1:59.542 | | | | | |
|-------------------------------|---|-----------------|----------|---------------|---------------|---------------------------------|---|----------|---------------|--------|--------|
| Lap | D | Time | S1 | S2 | S3 | Lap | D | Time | S1 | S2 | S3 |
| 1 | 1 | 2:06.901 | 1:06.273 | 30.663 | 29.965 | 8 | 1 | 1:59.925 | 1:00.068 | 30.257 | 29.600 |
| 2 | 1 | 2:00.697 | 1:00.519 | 30.506 | 29.672 | 9 | 1 | 2:00.241 | 1:00.234 | 30.348 | 29.659 |
| 3 | 1 | 2:00.697 | 1:00.241 | 30.449 | 30.007 | 10 | 1 | 2:00.191 | 59.822 | 30.505 | 29.864 |
| 4 | 1 | 2:43.561 | 1:01.224 | 57.678 | 44.659 | 11 | 1 | 2:00.382 | 1:00.090 | 30.505 | 29.787 |
| 5 | 1 | 3:09.325 | 1:32.922 | 53.593 | 42.810 | 12 | 1 | 2:00.585 | 1:00.254 | 30.632 | 29.699 |
| 6 | 1 | 2:24.546 | 1:24.503 | 30.466 | 29.577 | 13 | 1 | 2:00.813 | 1:00.225 | 30.552 | 30.036 |
| 7 | 1 | 1:59.912 | 59.945 | 30.143 | 29.824 | | | | | | |

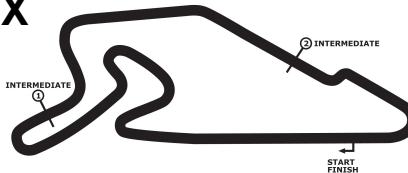
| 11 Martin Gibson (GBR) (Scania) | | | | | | Theoretische Bestzeit: 2:00.639 | | | | | |
|---------------------------------|---|----------|-----------------|--------|--------|---------------------------------|---|-----------------|----------|---------------|---------------|
| Lap | D | Time | S1 | S2 | S3 | Lap | D | Time | S1 | S2 | S3 |
| 1 | 1 | 2:20.234 | 1:15.985 | 31.446 | 32.803 | 8 | 1 | 2:01.537 | 1:00.865 | 30.425 | 30.247 |
| 2 | 1 | 2:04.749 | 1:03.381 | 30.977 | 30.391 | 9 | 1 | 2:02.660 | 1:01.237 | 31.431 | 29.992 |
| 3 | 1 | 2:03.490 | 1:01.320 | 30.976 | 31.194 | 10 | 1 | 2:02.169 | 1:01.230 | 30.784 | 30.155 |
| 4 | 1 | 2:42.591 | 1:07.077 | 50.675 | 44.839 | 11 | 1 | 2:01.659 | 1:00.538 | 30.532 | 30.589 |
| 5 | 1 | 3:04.915 | 1:28.650 | 53.130 | 43.135 | 12 | 1 | 2:02.796 | 1:01.564 | 31.320 | 29.912 |
| 6 | 1 | 2:22.890 | 1:20.987 | 31.267 | 30.636 | 13 | 1 | 2:01.668 | 1:00.561 | 30.916 | 30.191 |
| 7 | 1 | 2:01.816 | 1:00.301 | 30.916 | 30.598 | | | | | | |

33. INT. ADAC TRUCK GRAND PRIX

Nürburgring Sprint, length 3629 m

29. June - 01. July 2018

ADAC Mittelrhein Cup



Lap Analysis Race 2, 30.06.2018

DMSB -Reg.No.: 151/2018

| 14 John Bowler (GBR) (Foden) | | | | | | Theoretische Bestzeit: 2:05.987 | | | | | |
|------------------------------|---|----------|----------|--------|---------------|---------------------------------|---|-----------------|-----------------|---------------|--------|
| Lap | D | Time | S1 | S2 | S3 | Lap | D | Time | S1 | S2 | S3 |
| 1 | 1 | 2:18.768 | 1:13.316 | 32.129 | 33.323 | 8 | 1 | 2:06.602 | 1:03.052 | 32.019 | 31.530 |
| 2 | 1 | 2:09.276 | 1:05.606 | 32.314 | 31.356 | 9 | 1 | 2:07.898 | 1:03.926 | 32.461 | 31.511 |
| 3 | 1 | 2:08.793 | 1:03.972 | 32.502 | 32.319 | 10 | 1 | 2:08.846 | 1:04.013 | 32.234 | 32.599 |
| 4 | 1 | 2:40.929 | 1:13.741 | 46.351 | 40.837 | 11 | 1 | 2:07.242 | 1:03.497 | 31.952 | 31.793 |
| 5 | 1 | 2:59.083 | 1:22.844 | 53.093 | 43.146 | 12 | 1 | 2:07.400 | | | 31.450 |
| 6 | 1 | 2:26.897 | 1:22.918 | 32.403 | 31.576 | 13 | 1 | 2:08.923 | 1:03.465 | 32.449 | 33.009 |
| 7 | 1 | 2:06.770 | 1:03.683 | 32.105 | 30.982 | | | | | | |

| 16 Brad Smith (GBR) (DAF) | | | | | | Theoretische Bestzeit: 2:05.541 | | | | | |
|---------------------------|---|----------|----------|---------------|--------|---------------------------------|---|-----------------|-----------------|--------|---------------|
| Lap | D | Time | S1 | S2 | S3 | Lap | D | Time | S1 | S2 | S3 |
| 1 | 1 | 2:19.661 | 1:13.822 | 31.905 | 33.934 | 8 | 1 | 2:06.205 | 1:03.029 | 31.960 | 31.216 |
| 2 | 1 | 2:09.811 | 1:06.252 | 31.822 | 31.737 | 9 | 1 | 2:06.753 | 1:03.152 | 32.373 | 31.228 |
| 3 | 1 | 2:07.779 | 1:03.721 | 31.816 | 32.242 | 10 | 1 | 2:06.653 | 1:02.960 | 32.250 | 31.443 |
| 4 | 1 | 2:41.455 | 1:14.235 | 46.382 | 40.838 | 11 | 1 | 2:06.157 | 1:02.878 | 32.165 | 31.114 |
| 5 | 1 | 2:58.859 | 1:23.124 | 52.903 | 42.832 | 12 | 1 | 2:05.966 | 1:02.611 | 32.001 | 31.354 |
| 6 | 1 | 2:25.117 | 1:21.903 | 31.966 | 31.248 | 13 | 1 | 2:06.817 | 1:02.938 | 32.462 | 31.417 |
| 7 | 1 | 2:07.158 | 1:03.257 | 32.531 | 31.370 | | | | | | |

| 23 Jamie Anderson (GBR) (MAN) | | | | | | Theoretische Bestzeit: 1:58.576 | | | | | |
|-------------------------------|---|-----------------|---------------|---------------|---------------|---------------------------------|---|----------|----------|--------|--------|
| Lap | D | Time | S1 | S2 | S3 | Lap | D | Time | S1 | S2 | S3 |
| 1 | 1 | 2:04.691 | 1:05.092 | 29.960 | 29.639 | 8 | 1 | 2:00.099 | 1:00.136 | 30.457 | 29.506 |
| 2 | 1 | 2:00.427 | 1:00.748 | 30.315 | 29.364 | 9 | 1 | 2:00.280 | 1:00.260 | 30.395 | 29.625 |
| 3 | 1 | 1:59.783 | 1:00.208 | 30.291 | 29.284 | 10 | 1 | 1:59.882 | 1:00.127 | 30.379 | 29.376 |
| 4 | 1 | 2:44.486 | 1:02.467 | 56.788 | 45.231 | 11 | 1 | 2:00.643 | 1:00.448 | 30.650 | 29.545 |
| 5 | 1 | 3:09.277 | 1:31.467 | 54.148 | 43.662 | 12 | 1 | 2:00.052 | 1:00.131 | 30.252 | 29.669 |
| 6 | 1 | 2:22.864 | 1:23.740 | 30.208 | 28.916 | 13 | 1 | 2:00.528 | 1:00.562 | 30.400 | 29.566 |
| 7 | 1 | 1:59.087 | 59.700 | 30.066 | 29.321 | | | | | | |

| 25 Clemens Hecker (DEU) (MAN) | | | | | | Theoretische Bestzeit: 2:02.588 | | | | | |
|-------------------------------|---|-----------------|-----------------|---------------|--------|---------------------------------|---|----------|----------|--------|---------------|
| Lap | D | Time | S1 | S2 | S3 | Lap | D | Time | S1 | S2 | S3 |
| 1 | 1 | 2:17.112 | 1:11.904 | 32.036 | 33.172 | 8 | 1 | 2:04.381 | 1:02.571 | 30.961 | 30.849 |
| 2 | 1 | 2:03.409 | 1:01.521 | 30.757 | 31.126 | 9 | 1 | 2:05.522 | 1:02.222 | 32.264 | 31.036 |
| 3 | 1 | 2:06.203 | 1:03.534 | 31.289 | 31.380 | 10 | 1 | 2:04.069 | 1:02.044 | 30.799 | 31.226 |
| 4 | 1 | 2:42.026 | 1:06.789 | 49.908 | 45.329 | 11 | 1 | 2:05.404 | 1:02.465 | 31.707 | 31.232 |
| 5 | 1 | 3:05.347 | 1:28.090 | 53.312 | 43.945 | 12 | 1 | 2:04.444 | 1:02.678 | 31.094 | 30.672 |
| 6 | 1 | 2:21.587 | 1:20.437 | 30.745 | 30.405 | 13 | 1 | 2:04.284 | 1:03.141 | 30.826 | 30.317 |
| 7 | 1 | 2:03.873 | 1:02.253 | 31.105 | 30.515 | | | | | | |

| 31 Jan Van Holland (NLD) (Ford) | | | | | | Theoretische Bestzeit: 2:05.101 | | | | | |
|---------------------------------|---|----------|----------|---------------|---------------|---------------------------------|---|-----------------|-----------------|--------|--------|
| Lap | D | Time | S1 | S2 | S3 | Lap | D | Time | S1 | S2 | S3 |
| 1 | 1 | 2:22.925 | 1:11.439 | 32.171 | 39.315 | 8 | 1 | 2:10.033 | 1:05.289 | 33.504 | 31.240 |
| 2 | 1 | 2:10.133 | 1:04.355 | 32.245 | 33.533 | 9 | 1 | 2:05.507 | 1:02.382 | 31.873 | 31.250 |
| 3 | 1 | 2:06.563 | 1:03.846 | 31.772 | 30.945 | 10 | 1 | 2:07.003 | 1:03.634 | 31.981 | 31.388 |
| 4 | 1 | 2:41.278 | 1:14.365 | 46.001 | 40.912 | 11 | 1 | 2:06.626 | 1:03.222 | 31.865 | 31.539 |
| 5 | 1 | 2:58.907 | 1:23.301 | 53.054 | 42.552 | 12 | 1 | 2:06.429 | 1:03.273 | 32.093 | 31.063 |
| 6 | 1 | 2:37.041 | 1:20.735 | 32.300 | 44.006 | 13 | 1 | 2:07.316 | 1:03.428 | 31.802 | 32.086 |
| 7 | 1 | 2:09.903 | 1:04.921 | 33.123 | 31.859 | | | | | | |


| 36 Heinz Werner Lenz (GER) (Mercedes Benz) | | | | | | Theoretische Bestzeit: 2:00.901 | | | | | |
|--|---|----------|----------|---------------|--------|---------------------------------|---|-----------------|-----------------|--------|---------------|
| Lap | D | Time | S1 | S2 | S3 | Lap | D | Time | S1 | S2 | S3 |
| 1 | 1 | 2:12.899 | 1:11.008 | 31.787 | 30.104 | 8 | 1 | 2:03.125 | 1:01.593 | 31.222 | 30.310 |
| 2 | 1 | 2:01.534 | 1:00.844 | 30.748 | 29.942 | 9 | 1 | 2:04.392 | 1:01.692 | 31.721 | 30.979 |
| 3 | 1 | 2:03.359 | 1:01.163 | 30.858 | 31.338 | 10 | 1 | 2:02.608 | 1:01.821 | 30.847 | 29.940 |
| 4 | 1 | 2:44.217 | 1:08.148 | 51.143 | 44.926 | 11 | 1 | 2:01.323 | 1:00.292 | 30.853 | 30.175 |
| 5 | 1 | 3:04.614 | 1:30.401 | 51.340 | 42.873 | 12 | 1 | 2:01.533 | 1:00.770 | 30.884 | 29.879 |
| 6 | 1 | 2:23.361 | 1:21.777 | 31.048 | 30.536 | 13 | 1 | 2:01.142 | 1:00.420 | 30.864 | 29.858 |
| 7 | 1 | 2:03.552 | 1:02.191 | 31.238 | 30.123 | | | | | | |

33. INT. ADAC TRUCK GRAND PRIX

Nürburgring Sprint, length 3629 m

29. June - 01. July 2018

ADAC Mittelrhein Cup



Lap Analysis Race 2, 30.06.2018

DMSB -Reg.No.: 151/2018

41 Simon Cole (GBR) (Mercedes Benz)

Theoretische Bestzeit: 2:07.658


| Lap | D | Time | S1 | S2 | S3 | Lap | D | Time | S1 | S2 | S3 |
|-----|---|-----------------|----------|--------|---------------|-----|---|----------|-----------------|---------------|--------|
| 1 | 1 | 2:19.689 | 1:15.417 | 31.653 | 32.619 | 5 | 1 | 2:59.622 | 1:23.559 | 52.858 | 43.205 |
| 2 | 1 | 2:13.235 | 1:07.101 | 31.827 | 34.307 | 6 | 1 | 2:25.203 | 1:20.547 | 31.136 | 33.520 |
| 3 | 1 | 2:10.164 | 1:04.925 | 31.741 | 33.498 | 7 | 1 | 2:33.285 | 1:03.90: | 45.874 | |
| 4 | 1 | 2:38.804 | 1:12.391 | 45.327 | 41.086 | | | | | | |

33. INT. ADAC TRUCK GRAND PRIX

Nürburgring Sprint, length 3629 m

29. June - 01. July 2018

ADAC Mittelrhein Cup



Lap Analysis Race 2, 30.06.2018

DMSB -Reg.No.: 151/2018

| 42 Luke Garrett (GBR) (MAN) | | | | | | Theoretische Bestzeit: 2:03.674 | | | | | |
|-----------------------------|---|----------|----------|---------------|--------|---------------------------------|---|-----------------|-----------------|--------|---------------|
| Lap | D | Time | S1 | S2 | S3 | Lap | D | Time | S1 | S2 | S3 |
| 1 | 1 | 2:12.061 | 1:08.491 | 31.372 | 32.198 | 8 | 1 | 2:04.145 | 1:02.080 | 31.562 | 30.503 |
| 2 | 1 | 2:04.849 | 1:02.258 | 31.531 | 31.060 | 9 | 1 | 2:04.729 | 1:01.971 | 32.083 | 30.667 |
| 3 | 1 | 2:05.086 | 1:02.726 | 31.320 | 31.040 | 10 | 1 | 2:04.987 | 1:02.128 | 31.802 | 31.057 |
| 4 | 1 | 2:44.006 | 1:06.757 | 51.768 | 45.481 | 11 | 1 | 2:04.185 | 1:02.112 | 31.417 | 30.656 |
| 5 | 1 | 3:04.362 | 1:29.098 | 51.730 | 43.534 | 12 | 1 | 2:04.858 | 1:02.670 | 31.404 | 30.784 |
| 6 | 1 | 2:22.176 | 1:20.094 | 31.455 | 30.627 | 13 | 1 | 2:05.670 | 1:02.862 | 31.852 | 30.956 |
| 7 | 1 | 2:04.596 | 1:02.678 | 31.192 | 30.726 | | | | | | |

| 44 Scholten Jos (NLD) (Scania) | | | | | | Theoretische Bestzeit: | | | | | |
|--------------------------------|---|----------|----------|---------------|---------------|------------------------|---|------|----|----|----|
| Lap | D | Time | S1 | S2 | S3 | Lap | D | Time | S1 | S2 | S3 |
| 1 | 1 | 2:25.032 | 1:18.061 | 34.648 | 32.323 | | | | | | |

| 45 Cees Zandbergen (NLD) (Scania) | | | | | | Theoretische Bestzeit: 2:02.512 | | | | | |
|-----------------------------------|---|-----------------|----------|--------|---------------|---------------------------------|---|----------|-----------------|---------------|--------|
| Lap | D | Time | S1 | S2 | S3 | Lap | D | Time | S1 | S2 | S3 |
| 1 | 1 | 2:10.821 | 1:08.877 | 31.127 | 30.817 | 8 | 1 | 2:03.105 | 1:01.421 | 30.971 | 30.713 |
| 2 | 1 | 2:02.878 | 1:01.294 | 31.078 | 30.506 | 9 | 1 | 2:04.437 | 1:01.635 | 31.864 | 30.938 |
| 3 | 1 | 2:03.953 | 1:01.400 | 31.294 | 31.259 | 10 | 1 | 2:04.764 | 1:03.137 | 30.902 | 30.725 |
| 4 | 1 | 2:42.665 | 1:07.560 | 50.682 | 44.423 | 11 | 1 | 2:02.910 | 1:01.104 | 31.067 | 30.739 |
| 5 | 1 | 3:04.923 | 1:30.915 | 50.596 | 43.412 | 12 | 1 | 2:04.459 | 1:01.436 | 32.028 | 30.995 |
| 6 | 1 | 2:24.642 | 1:22.655 | 31.369 | 30.618 | 13 | 1 | 2:03.705 | 1:01.739 | 31.139 | 30.827 |
| 7 | 1 | 2:03.359 | 1:01.888 | 30.930 | 30.541 | | | | | | |

| 50 Willem Breedyk (NLD) (Volvo) | | | | | | Theoretische Bestzeit: 2:09.339 | | | | | |
|---------------------------------|---|----------|----------|--------|--------|---------------------------------|---|-----------------|-----------------|---------------|---------------|
| Lap | D | Time | S1 | S2 | S3 | Lap | D | Time | S1 | S2 | S3 |
| 1 | 1 | 2:16.884 | 1:10.598 | 32.680 | 33.606 | 7 | 1 | 2:10.915 | 1:05.753 | 32.826 | 32.336 |
| 2 | 1 | 2:15.600 | 1:07.990 | 32.685 | 34.925 | 8 | 1 | 2:11.984 | 1:05.203 | 34.491 | 32.290 |
| 3 | 1 | 2:16.287 | 1:07.430 | 35.080 | 33.777 | 9 | 1 | 2:09.654 | 1:05.108 | 32.469 | 32.077 |
| 4 | 1 | 2:39.436 | 1:12.361 | 45.938 | 41.137 | 10 | 1 | 2:10.024 | 1:04.791 | 33.037 | 32.194 |
| 5 | 1 | 3:00.566 | 1:23.612 | 52.612 | 44.342 | 11 | 1 | 2:10.870 | 1:04.901 | 33.372 | 32.597 |
| 6 | 1 | 2:26.687 | 1:20.371 | 34.154 | 32.162 | 12 | 1 | 2:11.297 | 1:05.888 | 32.908 | 32.501 |

| 51 Bjorn Tjihuis (NLD) (DAF) | | | | | | Theoretische Bestzeit: 2:08.172 | | | | | |
|------------------------------|---|----------|----------|---------------|--------|---------------------------------|---|-----------------|-----------------|--------|---------------|
| Lap | D | Time | S1 | S2 | S3 | Lap | D | Time | S1 | S2 | S3 |
| 1 | 1 | 2:24.163 | 1:17.062 | 32.911 | 34.190 | 7 | 1 | 2:11.625 | 1:05.634 | 32.927 | 33.064 |
| 2 | 1 | 2:13.093 | 1:06.709 | 31.993 | 34.391 | 8 | 1 | 2:08.962 | 1:04.161 | 32.783 | 32.011 |
| 3 | 1 | 2:10.373 | 1:04.752 | 32.824 | 32.797 | 9 | 1 | 2:11.269 | 1:05.446 | 33.010 | 32.813 |
| 4 | 1 | 2:38.536 | 1:12.124 | 45.750 | 40.662 | 10 | 1 | 2:09.203 | 1:04.253 | 32.358 | 32.592 |
| 5 | 1 | 3:00.200 | 1:23.295 | 53.666 | 43.239 | 11 | 1 | 2:10.488 | 1:04.252 | 32.367 | 33.869 |
| 6 | 1 | 2:26.832 | 1:21.112 | 33.195 | 32.525 | 12 | 1 | 2:11.389 | 1:04.508 | 33.085 | 33.796 |

| 55 Sébastien Delchambre (BEL) (MAN) | | | | | | Theoretische Bestzeit: 2:02.061 | | | | | |
|-------------------------------------|---|-----------------|-----------------|---------------|---------------|---------------------------------|---|----------|----------|--------|--------|
| Lap | D | Time | S1 | S2 | S3 | Lap | D | Time | S1 | S2 | S3 |
| 1 | 1 | 2:18.950 | 1:14.818 | 31.307 | 32.825 | 8 | 1 | 2:03.223 | 1:01.466 | 31.336 | 30.421 |
| 2 | 1 | 2:03.871 | 1:01.868 | 31.326 | 30.677 | 9 | 1 | 2:13.195 | 1:05.452 | 33.922 | 33.821 |
| 3 | 1 | 2:04.766 | 1:01.862 | 31.133 | 31.771 | 10 | 1 | 2:18.663 | 1:08.281 | 34.521 | 35.861 |
| 4 | 1 | 2:42.327 | 1:06.659 | 50.547 | 45.121 | 11 | 1 | 2:10.437 | 1:04.788 | 33.217 | 32.432 |
| 5 | 1 | 3:05.166 | 1:28.348 | 53.547 | 43.271 | 12 | 1 | 2:11.592 | 1:04.401 | 33.139 | 34.052 |
| 6 | 1 | 2:24.644 | 1:21.553 | 31.326 | 31.765 | 13 | 1 | 2:12.501 | 1:07.945 | 31.772 | 32.784 |
| 7 | 1 | 2:02.061 | 1:01.021 | 31.040 | 29.994 | | | | | | |


| 68 Craig Reid (GBR) (IVECO) | | | | | | Theoretische Bestzeit: 2:06.399 | | | | | |
|-----------------------------|---|----------|----------|--------|--------|---------------------------------|---|-----------------|-----------------|---------------|---------------|
| Lap | D | Time | S1 | S2 | S3 | Lap | D | Time | S1 | S2 | S3 |
| 1 | 1 | 2:23.500 | 1:17.609 | 32.412 | 33.479 | 8 | 1 | 2:06.993 | 1:03.078 | 31.842 | 32.073 |
| 2 | 1 | 2:11.821 | 1:05.390 | 32.058 | 34.373 | 9 | 1 | 2:07.453 | 1:03.237 | 32.145 | 32.071 |
| 3 | 1 | 2:10.860 | 1:05.069 | 32.596 | 33.195 | 10 | 1 | 2:06.890 | 1:03.146 | 31.701 | 32.043 |
| 4 | 1 | 2:39.271 | 1:12.555 | 45.707 | 41.009 | 11 | 1 | 2:07.053 | 1:03.522 | 31.844 | 31.687 |
| 5 | 1 | 2:59.956 | 1:23.385 | 53.328 | 43.243 | 12 | 1 | 2:06.643 | 1:03.011 | 31.829 | 31.803 |
| 6 | 1 | 2:24.654 | 1:19.785 | 32.360 | 32.509 | 13 | 1 | 2:07.363 | 1:03.422 | 31.793 | 32.148 |
| 7 | 1 | 2:07.485 | 1:03.640 | 31.762 | 32.083 | | | | | | |

33. INT. ADAC TRUCK GRAND PRIX

Nürburgring Sprint, length 3629 m

29. June - 01. July 2018

ADAC Mittelrhein Cup



Lap Analysis Race 2, 30.06.2018

DMSB -Reg.No.: 151/2018

| 69 David Jenkins (GBR) (MAN) | | | | | | Theoretische Bestzeit: 1:56.617 | | | | | |
|------------------------------|---|----------|---------------|---------------|--------|---------------------------------|---|-----------------|--------|--------|---------------|
| Lap | D | Time | S1 | S2 | S3 | Lap | D | Time | S1 | S2 | S3 |
| 1 | 1 | 2:04.028 | 1:04.546 | 29.811 | 29.671 | 8 | 1 | 1:57.340 | 58.909 | 30.096 | 28.335 |
| 2 | 1 | 1:58.456 | 59.859 | 29.822 | 28.775 | 9 | 1 | 1:57.126 | 58.687 | 30.124 | 28.315 |
| 3 | 1 | 1:57.761 | 58.958 | 29.786 | 29.017 | 10 | 1 | 1:57.693 | 58.980 | 29.824 | 28.889 |
| 4 | 1 | 2:43.014 | 1:02.560 | 55.568 | 44.886 | 11 | 1 | 1:57.315 | 58.803 | 30.057 | 28.455 |
| 5 | 1 | 3:07.976 | 1:29.932 | 54.283 | 43.761 | 12 | 1 | 1:58.927 | 59.542 | 30.192 | 29.193 |
| 6 | 1 | 2:22.838 | 1:24.152 | 29.932 | 28.754 | 13 | 1 | 1:59.181 | 59.418 | 30.244 | 29.519 |
| 7 | 1 | 1:57.183 | 58.516 | 29.971 | 28.696 | | | | | | |

| 79 Luke Taylor (GBR) (MAN) | | | | | | Theoretische Bestzeit: 1:57.695 | | | | | |
|----------------------------|---|-----------------|---------------|---------------|---------------|---------------------------------|---|----------|----------|--------|--------|
| Lap | D | Time | S1 | S2 | S3 | Lap | D | Time | S1 | S2 | S3 |
| 1 | 1 | 2:06.965 | 1:07.065 | 30.047 | 29.853 | 8 | 1 | 2:00.207 | 1:00.203 | 30.288 | 29.716 |
| 2 | 1 | 1:58.566 | 59.021 | 29.999 | 29.546 | 9 | 1 | 1:59.768 | 59.934 | 30.215 | 29.619 |
| 3 | 1 | 1:59.909 | 1:00.184 | 30.097 | 29.628 | 10 | 1 | 2:00.478 | 1:00.452 | 30.328 | 29.698 |
| 4 | 1 | 2:44.973 | 1:03.034 | 57.625 | 44.314 | 11 | 1 | 2:00.015 | 1:00.349 | 30.180 | 29.486 |
| 5 | 1 | 3:09.250 | 1:32.589 | 53.878 | 42.783 | 12 | 1 | 2:00.500 | 1:00.720 | 30.052 | 29.728 |
| 6 | 1 | 2:22.806 | 1:24.132 | 29.791 | 28.883 | 13 | 1 | 2:00.645 | 1:00.450 | 30.408 | 29.787 |
| 7 | 1 | 2:00.052 | 1:00.134 | 30.541 | 29.377 | | | | | | |

| 89 Simon Reid (GBR) (IVECO) | | | | | | Theoretische Bestzeit: 1:59.242 | | | | | |
|-----------------------------|---|----------|----------|---------------|---------------|---------------------------------|---|-----------------|---------------|--------|--------|
| Lap | D | Time | S1 | S2 | S3 | Lap | D | Time | S1 | S2 | S3 |
| 1 | 1 | 2:03.581 | 1:03.093 | 30.387 | 30.101 | 8 | 1 | 2:00.305 | 1:00.251 | 30.447 | 29.607 |
| 2 | 1 | 2:00.477 | 1:01.016 | 30.190 | 29.271 | 9 | 1 | 1:59.881 | 59.781 | 30.481 | 29.619 |
| 3 | 1 | 2:00.445 | 1:00.545 | 30.350 | 29.550 | 10 | 1 | 2:00.274 | 1:00.314 | 30.538 | 29.422 |
| 4 | 1 | 2:44.041 | 1:02.425 | 56.058 | 45.558 | 11 | 1 | 2:00.308 | 1:00.361 | 30.440 | 29.507 |
| 5 | 1 | 3:09.371 | 1:31.430 | 54.029 | 43.912 | 12 | 1 | 2:00.283 | 1:00.303 | 30.368 | 29.612 |
| 6 | 1 | 2:23.206 | 1:23.552 | 30.364 | 29.290 | 13 | 1 | 2:00.699 | 1:00.382 | 30.674 | 29.643 |
| 7 | 1 | 2:00.943 | 1:01.071 | 30.220 | 29.652 | | | | | | |

| 95 Richard Collett (GBR) (MAN) | | | | | | Theoretische Bestzeit: 2:00.385 | | | | | |
|--------------------------------|---|----------|----------|---------------|---------------|---------------------------------|---|-----------------|-----------------|--------|--------|
| Lap | D | Time | S1 | S2 | S3 | Lap | D | Time | S1 | S2 | S3 |
| 1 | 1 | 2:07.154 | 1:05.398 | 30.531 | 31.225 | 8 | 1 | 2:01.244 | 1:00.341 | 30.603 | 30.301 |
| 2 | 1 | 2:01.780 | 1:01.229 | 30.421 | 30.130 | 9 | 1 | 2:02.857 | 1:00.955 | 31.686 | 30.216 |
| 3 | 1 | 2:01.466 | 1:00.370 | 30.219 | 30.877 | 10 | 1 | 2:01.895 | 1:00.611 | 30.833 | 30.451 |
| 4 | 1 | 2:45.348 | 1:06.283 | 54.654 | 44.411 | 11 | 1 | 2:02.958 | 1:01.595 | 30.767 | 30.596 |
| 5 | 1 | 3:07.591 | 1:31.980 | 52.462 | 43.149 | 12 | 1 | 2:02.438 | 1:00.964 | 30.607 | 30.867 |
| 6 | 1 | 2:23.297 | 1:22.959 | 30.477 | 29.861 | 13 | 1 | 2:03.479 | 1:01.518 | 30.845 | 31.116 |
| 7 | 1 | 2:02.708 | 1:00.829 | 30.184 | 31.695 | | | | | | |