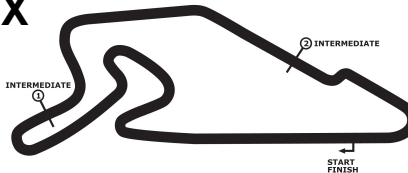


33. INT. ADAC TRUCK GRAND PRIX

Nürburgring Sprint, length 3629 m

29. June - 01. July 2018

ADAC Mittelrhein Cup



Lap Analysis Race 3, 01.07.2018

DMSB -Reg.No.: 151/2018

1 Ryan Smith (GBR) (MAN)						Theoretische Bestzeit: 1:55.417					
Lap	D	Time	S1	S2	S3	Lap	D	Time	S1	S2	S3
1	1	2:05.881	1:06.375	30.260	29.246	8	1	2:45.416	1:09.256	53.111	43.049
2	1	2:00.363	1:00.557	30.185	29.621	9	1	1:58.189	59.734	29.679	28.776
3	1	1:55.829	58.024	29.603	28.202	10	1	1:56.364	58.345	29.555	28.464
4	1	1:55.892	57.929	29.689	28.274	11	1	1:56.237	57.930	29.804	28.503
5	1	1:55.959	57.965	29.593	28.401	12	1	1:56.160	58.006	29.708	28.446
6	1	1:55.649	57.660	29.614	28.375	13	1	1:57.208	58.571	29.765	28.872
7	1	1:56.297	57.993	29.724	28.580						

3 Steven Powell (GBR) (MAN)						Theoretische Bestzeit: 2:03.941					
Lap	D	Time	S1	S2	S3	Lap	D	Time	S1	S2	S3
1	1	2:22.473	1:15.832	32.581	34.060	8	1	2:29.839	1:26.913	31.718	31.208
2	1	2:07.465	1:04.657	31.527	31.281	9	1	2:04.510	1:02.441	31.235	30.834
3	1	2:05.442	1:02.865	31.254	31.323	10	1	2:04.851	1:02.799	31.463	30.589
4	1	2:07.495	1:03.893	32.450	31.152	11	1	2:04.974	1:02.813	31.241	30.920
5	1	2:07.582	1:04.375	32.128	31.079	12	1	2:05.633	1:03.035	31.563	31.035
6	1	2:04.956	1:03.229	31.015	30.712	13	1	2:04.395	1:02.337	31.291	30.767
7	1	2:22.791	1:02.747	34.437	45.607						

6 John Powell (GBR) (DAF)						Theoretische Bestzeit: 2:04.881					
Lap	D	Time	S1	S2	S3	Lap	D	Time	S1	S2	S3
1	1	2:27.992	1:09.977	45.855	32.160	7	1	2:19.034	1:02.509	36.327	40.198
2	1	2:07.282	1:02.996	31.882	32.404	8	1	2:29.839	1:26.336	32.004	31.499
3	1	2:06.670	1:02.729	31.868	32.073	9	1	2:05.745	1:02.305	31.690	31.750
4	1	2:06.384	1:02.622	31.476	32.286	10	1	2:08.899	1:01.901	32.046	34.947
5	1	2:06.781	1:02.848	31.841	32.092	11	1	2:07.771	1:03.477	32.520	31.774
6	1	2:06.119	1:02.250	32.080	31.789	12	1	2:05.992	1:01.942	32.246	31.804

7 Stuart Oliver (GBR) (Volvo)						Theoretische Bestzeit: 1:59.660					
Lap	D	Time	S1	S2	S3	Lap	D	Time	S1	S2	S3
1	1	2:14.569	1:11.709	31.671	31.189	8	1	2:45.489	1:19.945	54.754	30.790
2	1	2:00.662	1:00.684	30.419	29.559	9	1	2:00.818	1:00.659	30.381	29.778
3	1	2:01.577	1:00.339	30.739	30.499	10	1	2:00.553	1:00.453	30.347	29.753
4	1	1:59.928	1:00.075	30.330	29.523	11	1	2:00.555	59.923	30.416	30.216
5	1	2:01.635	1:00.362	30.994	30.279	12	1	1:59.706	59.862	30.284	29.560
6	1	2:00.510	1:00.136	30.422	29.952	13	1	2:00.857	1:00.804	30.522	29.531
7	1	2:00.330	1:00.061	30.275	29.994						

11 Martin Gibson (GBR) (Scania)						Theoretische Bestzeit: 1:59.545					
Lap	D	Time	S1	S2	S3	Lap	D	Time	S1	S2	S3
1	1	2:09.023	1:06.936	30.489	31.598	8	1	2:50.858	1:21.810	54.447	34.601
2	1	2:00.948	1:00.468	30.523	29.957	9	1	2:00.899	1:00.264	30.763	29.872
3	1	2:00.395	1:00.222	30.297	29.876	10	1	2:00.723	1:00.352	30.426	29.945
4	1	2:00.916	1:00.336	30.578	30.002	11	1	2:00.382	1:00.214	30.542	29.626
5	1	2:01.160	1:00.689	30.634	29.837	12	1	2:00.344	59.850	30.728	29.766
6	1	1:59.758	1:00.012	30.069	29.677	13	1	2:00.792	1:00.657	30.367	29.768
7	1	2:00.543	1:00.357	30.423	29.763						

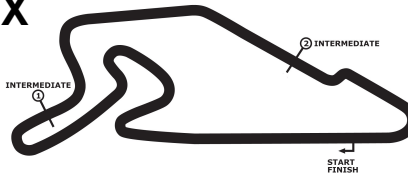
14 John Bowler (GBR) (Foden)						Theoretische Bestzeit: 2:06.079					
Lap	D	Time	S1	S2	S3	Lap	D	Time	S1	S2	S3
1	1	2:18.336	1:13.629	32.576	32.131	7	1	2:21.247	1:02.921	34.773	43.549
2	1	2:08.738	1:04.371	32.414	31.953	8	1	2:29.738			31.394
3	1	2:07.433	1:03.840	32.109	31.484	9	1	2:06.059			31.226
4	1	2:07.961	1:04.019	32.133	31.809	10	1	2:07.852			33.216
5	1	2:07.472			31.045	11	1	2:08.972	1:04.917	32.226	31.829
6	1	2:08.002	1:04.378	32.543	31.081	12	1	2:09.460			31.753

33. INT. ADAC TRUCK GRAND PRIX

Nürburgring Sprint, length 3629 m

29. June - 01. July 2018

ADAC Mittelrhein Cup



Lap Analysis Race 3, 01.07.2018

DMSB -Reg.No.: 151/2018

16 Brad Smith (GBR) (DAF)						Theoretische Bestzeit: 2:03.840					
Lap	D	Time	S1	S2	S3	Lap	D	Time	S1	S2	S3
1	1	2:21.427	1:15.024	32.865	33.538	8	1	2:30.168	1:27.751	31.668	30.749
2	1	2:07.215	1:03.703	31.759	31.753	9	1	2:04.739	1:01.731	31.715	31.292
3	1	2:06.427	1:03.072	31.676	31.679	10	1	2:03.945	1:01.732	31.380	30.833
4	1	2:07.441	1:03.611	32.338	31.492	11	1	2:04.159	1:01.988	31.359	30.812
5	1	2:04.989	1:02.516	31.542	30.931	12	1	2:05.072	1:02.218	31.813	31.041
6	1	2:04.786	1:02.064	31.848	30.874	13	1	2:04.853	1:02.411	31.468	30.974
7	1	2:24.415	1:02.145	35.577	46.693						

23 Jamie Anderson (GBR) (MAN)						Theoretische Bestzeit: 1:58.971					
Lap	D	Time	S1	S2	S3	Lap	D	Time	S1	S2	S3
1	1	2:03.643	1:03.583	30.291	29.769	8	1	2:49.716	1:21.414	54.340	33.962
2	1	2:02.269	1:02.121	30.348	29.800	9	1	1:59.449	59.910	30.273	29.266
3	1	2:00.734	1:00.500	30.255	29.979	10	1	1:59.433	1:00.331	30.173	28.929
4	1	2:00.319	1:00.328	30.198	29.793	11	1	1:59.804	1:00.229	30.298	29.277
5	1	2:01.377	1:00.264	30.582	30.531	12	1	1:59.970	1:00.074	30.302	29.594
6	1	2:00.125	1:00.403	30.497	29.225	13	1	2:01.350	1:01.293	30.559	29.498
7	1	1:59.217	1:00.073	30.256	28.888						

25 Clemens Hecker (DEU) (MAN)						Theoretische Bestzeit: 2:02.330					
Lap	D	Time	S1	S2	S3	Lap	D	Time	S1	S2	S3
1	1	2:20.406	1:15.926	31.641	32.839	8	1	2:29.401	1:24.454	34.122	30.825
2	1	2:05.247	1:02.793	31.478	30.976	9	1	2:04.938	1:02.754	31.238	30.946
3	1	2:04.309	1:02.514	30.838	30.957	10	1	2:05.162	1:03.033	30.931	31.198
4	1	2:03.312	1:01.708	31.076	30.528	11	1	2:04.981	1:02.633	31.397	30.951
5	1	2:04.264	1:02.566	31.360	30.338	12	1	2:05.725	1:02.936	31.213	31.576
6	1	2:02.764	1:01.154	31.072	30.538	13	1	2:06.418	1:03.264	31.362	31.792
7	1	2:11.225	1:02.751	30.966	37.508						

31 Jan Van Holland (NLD) (Ford)						Theoretische Bestzeit: 2:03.824					
Lap	D	Time	S1	S2	S3	Lap	D	Time	S1	S2	S3
1	1	2:15.632	1:11.565	32.033	32.034	8	1	2:38.621	1:34.575	33.099	30.947
2	1	2:06.913	1:03.418	31.798	31.697	9	1	2:04.249	1:01.697	31.748	30.804
3	1	2:06.018	1:02.736	31.702	31.580	10	1	2:04.762	1:01.584	32.038	31.140
4	1	2:06.040	1:02.588	32.096	31.356	11	1	2:04.728	1:01.946	31.908	30.874
5	1	2:04.674	1:02.419	31.436	30.819	12	1	2:04.449	1:01.785	31.778	30.886
6	1	2:04.614	1:01.924	31.671	31.019	13	1	2:05.770	1:02.352	31.805	31.613
7	1	2:14.491	1:01.941	31.859	40.691						

36 Heinz Werner Lenz (GER) (Mercedes Benz)						Theoretische Bestzeit: 1:59.216					
Lap	D	Time	S1	S2	S3	Lap	D	Time	S1	S2	S3
1	1	2:05.129	1:05.108	30.515	29.506	8	1	2:50.888	1:20.720	54.843	35.325
2	1	2:04.062	1:02.214	30.401	31.447	9	1	2:00.549	1:00.599	30.461	29.489
3	1	1:59.711	59.980	30.210	29.521	10	1	2:00.318	59.986	30.629	29.703
4	1	2:00.321	1:00.361	30.477	29.483	11	1	2:02.647	1:01.078	30.987	30.582
5	1	2:00.527	59.960	30.813	29.754	12	1	1:59.840	59.853	30.427	29.560
6	1	2:00.023	1:00.086	30.520	29.417	13	1	2:00.691	1:00.940	30.491	29.260
7	1	1:59.783	59.746	30.663	29.374						

41 Simon Cole (GBR) (Mercedes Benz)						Theoretische Bestzeit: 2:12.388					
Lap	D	Time	S1	S2	S3	Lap	D	Time	S1	S2	S3
1	1	2:19.469	1:14.978	31.831	32.660	2	1	2:39.283	1:07.891	41.692	


42 Luke Garrett (GBR) (MAN)						Theoretische Bestzeit: 2:02.170					
Lap	D	Time	S1	S2	S3	Lap	D	Time	S1	S2	S3
1	1	2:14.345	1:11.033	31.729	31.583	8	1	2:36.895	1:34.939	31.549	30.407
2	1	2:06.307	1:03.827	31.500	30.980	9	1	2:04.293	1:02.215	31.172	30.906
3	1	2:06.179	1:03.485	31.682	31.012	10	1	2:03.847	1:02.185	30.967	30.695
4	1	2:04.988	1:02.908	31.421	30.659	11	1	2:03.038	1:01.832	30.904	30.302
5	1	2:04.975	1:02.832	31.337	30.806	12	1	2:03.451	1:02.092	31.198	30.161
6	1	2:05.758	1:03.024	31.379	31.355	13	1	2:02.425	1:01.191	30.819	30.416

33. INT. ADAC TRUCK GRAND PRIX

Nürburgring Sprint, length 3629 m

29. June - 01. July 2018

ADAC Mittelrhein Cup



Lap Analysis Race 3, 01.07.2018

DMSB -Reg.No.: 151/2018

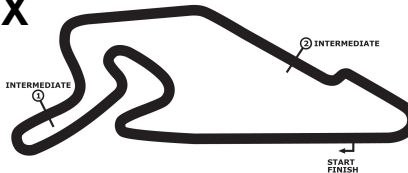
Lap	D	Time	S1	S2	S3	Lap	D	Time	S1	S2	S3
7	1	2:13.841	1:02.843	31.420	39.578						

33. INT. ADAC TRUCK GRAND PRIX

Nürburgring Sprint, length 3629 m

29. June - 01. July 2018

ADAC Mittelrhein Cup



Lap Analysis Race 3, 01.07.2018

DMSB -Reg.No.: 151/2018

44 Scholten Jos (NLD) (Scania)						Theoretische Bestzeit: 2:03.930					
Lap	D	Time	S1	S2	S3	Lap	D	Time	S1	S2	S3
1	1	2:18.655	1:13.992	32.485	32.178	8	1	2:32.190	1:28.367	32.830	30.993
2	1	2:06.275	1:03.665	31.350	31.260	9	1	2:04.859	1:02.092	31.190	31.577
3	1	2:06.661	1:03.858	31.296	31.507	10	1	2:04.340	1:02.203	31.434	30.703
4	1	2:05.799	1:03.149	31.397	31.253	11	1	2:05.296	1:02.833	31.135	31.328
5	1	2:05.495	1:02.636	31.235	31.624	12	1	2:06.683	1:03.063	31.636	31.984
6	1	2:05.374	1:02.510	31.332	31.532	13	1	2:07.507	1:03.317	32.086	32.104
7	1	2:26.926	1:02.946	36.567	47.413						

45 Cees Zandbergen (NLD) (Scania)						Theoretische Bestzeit: 2:02.263					
Lap	D	Time	S1	S2	S3	Lap	D	Time	S1	S2	S3
1	1	2:11.562	1:09.351	31.249	30.962	8	1	2:38.466	1:21.447	45.981	31.038
2	1	2:02.857	1:01.323	31.019	30.515	9	1	2:03.610	1:01.717	31.189	30.704
3	1	2:03.605	1:01.492	31.273	30.840	10	1	2:03.319	1:01.255	31.169	30.895
4	1	2:02.795	1:01.384	30.898	30.513	11	1	2:03.645	1:01.473	31.195	30.977
5	1	2:02.597	1:00.852	31.083	30.662	12	1	2:02.972	1:01.081	31.005	30.886
6	1	2:03.524	1:01.687	31.205	30.632	13	1	2:03.884	1:01.773	31.351	30.760
7	1	2:07.417	1:01.656	31.037	34.724						

50 Willem Breedyk (NLD) (Volvo)						Theoretische Bestzeit: 2:07.439					
Lap	D	Time	S1	S2	S3	Lap	D	Time	S1	S2	S3
1	1	2:24.352	1:17.312	32.984	34.056	7	1	2:45.951	1:07.808	52.323	45.820
2	1	2:10.287	1:04.811	33.366	32.110	8	1	2:26.090	1:19.904	32.419	33.767
3	1	2:14.361	1:09.690	32.960	31.711	9	1	2:08.072	1:03.982	32.675	31.408
4	1	2:09.072	1:04.680	32.593	31.799	10	1	2:08.916	1:04.546	32.058	32.312
5	1	2:10.332	1:05.151	32.999	32.182	11	1	2:10.764	1:05.446	32.042	33.276
6	1	2:11.157	1:05.099	33.521	32.537	12	1	2:16.013	1:07.997	32.963	35.053

51 Bjorn Tjihuis (NLD) (DAF)						Theoretische Bestzeit: 2:06.987					
Lap	D	Time	S1	S2	S3	Lap	D	Time	S1	S2	S3
1	1	2:23.377	1:16.369	32.715	34.293	7	1	2:47.693	1:03.222	56.633	47.836
2	1	2:08.187	1:04.241	31.883	32.063	8	1	2:31.515	1:26.071	32.562	32.882
3	1	2:07.301	1:03.277	32.144	31.880	9	1	2:13.740	1:04.555	36.779	32.406
4	1	2:07.613	1:03.330	32.125	32.158	10	1	2:10.931	1:05.102	32.824	33.005
5	1	2:08.184	1:03.710	32.382	32.092	11	1	2:14.310	1:06.014	32.336	35.960
6	1	2:08.375	1:04.174	32.263	31.938	12	1	2:11.702	1:06.941	32.367	32.394

55 Sébastien Delchambre (BEL) (MAN)						Theoretische Bestzeit: 2:01.028					
Lap	D	Time	S1	S2	S3	Lap	D	Time	S1	S2	S3
1	1	2:10.022	1:08.448	31.341	30.233	4	1	2:02.565	1:00.487	31.435	30.643
2	1	2:01.946	1:01.138	30.903	29.905	5	1	2:07.830	1:01.021	31.209	35.600
3	1	2:01.177	1:00.636	30.708	29.833						

68 Craig Reid (GBR) (IVECO)						Theoretische Bestzeit:					
Lap	D	Time	S1	S2	S3	Lap	D	Time	S1	S2	S3
1	1	2:15.742				8	1	2:35.262			
2	1	2:08.684				9	1	2:05.273			
3	1	2:06.505				10	1	2:04.646			
4	1	2:06.150				11	1	2:04.897			
5	1	2:05.363				12	1	2:04.772			
6	1	2:04.855				13	1	2:04.789			
7	1	2:20.351									


69 David Jenkins (GBR) (MAN)						Theoretische Bestzeit: 1:55.747					
Lap	D	Time	S1	S2	S3	Lap	D	Time	S1	S2	S3
1	1	2:00.291	1:01.958	29.933	28.400	8	1	2:46.669	1:08.427	54.141	44.101
2	1	1:57.019	58.489	29.751	28.779	9	1	1:59.649	1:01.766	29.502	28.381
3	1	1:56.840	58.242	29.718	28.880	10	1	1:57.111	58.785	30.069	28.257
4	1	1:55.950	57.988	29.573	28.389	11	1	1:57.822	59.684	29.754	28.384
5	1	2:00.095	1:01.633	29.734	28.728	12	1	1:56.398	58.186	29.835	28.377
6	1	1:56.856	58.446	29.573	28.837	13	1	1:57.192	58.315	29.778	29.099

33. INT. ADAC TRUCK GRAND PRIX

Nürburgring Sprint, length 3629 m

29. June - 01. July 2018

ADAC Mittelrhein Cup



Lap Analysis Race 3, 01.07.2018

DMSB -Reg.No.: 151/2018


Lap	D	Time	S1	S2	S3	Lap	D	Time	S1	S2	S3
7	1	1:56.346	58.064	29.647	28.635						

33. INT. ADAC TRUCK GRAND PRIX

Nürburgring Sprint, length 3629 m

29. June - 01. July 2018

ADAC Mittelrhein Cup



Lap Analysis Race 3, 01.07.2018

DMSB -Reg.No.: 151/2018

79 Luke Taylor (GBR) (MAN)

Theoretische Bestzeit: 1:56.400

Lap	D	Time	S1	S2	S3	Lap	D	Time	S1	S2	S3
1	1	2:01.363	1:02.659	29.971	28.733	8	1	2:45.224	1:08.377	53.211	43.636
2	1	1:57.431	58.953	29.821	28.657	9	1	2:00.764	1:01.994	30.086	28.684
3	1	1:56.723	58.522	29.597	28.604	10	1	1:57.527	58.691	30.054	28.782
4	1	1:56.612	58.340	29.809	28.463	11	1	1:57.725	59.031	29.816	28.878
5	1	1:57.556	58.784	29.661	29.111	12	1	1:57.751	58.932	29.832	28.987
6	1	1:58.077	59.637	29.804	28.636	13	1	1:58.174	59.324	29.958	28.892
7	1	1:57.811	58.644	30.040	29.127						

89 Simon Reid (GBR) (IVECO)

Theoretische Bestzeit: 1:58.140

Lap	D	Time	S1	S2	S3	Lap	D	Time	S1	S2	S3
1	1	2:03.976	1:04.252	30.282	29.442	8	1	2:50.248	1:21.685	54.563	34.000
2	1	2:02.762	1:02.155	31.069	29.538	9	1	1:58.509	59.285	30.009	29.215
3	1	2:00.372	59.957	30.249	30.166	10	1	1:58.544	59.341	30.168	29.035
4	1	2:00.059	1:00.367	30.349	29.343	11	1	1:58.648	59.367	30.255	29.026
5	1	2:00.999	1:00.386	30.496	30.117	12	1	1:59.221	1:00.000	30.125	29.096
6	1	1:59.398	59.826	30.365	29.207	13	1	1:58.762	59.656	30.196	28.910
7	1	1:58.762	59.254	29.976	29.532						

95 Richard Collett (GBR) (MAN)

Theoretische Bestzeit: 1:58.828

Lap	D	Time	S1	S2	S3	Lap	D	Time	S1	S2	S3
1	1	2:07.902	1:06.152	30.263	31.487	8	1	2:48.435	1:21.429	54.396	32.610
2	1	2:00.548	59.741	30.391	30.416	9	1	2:02.271	1:00.915	30.423	30.933
3	1	2:00.033	59.952	30.228	29.853	10	1	1:58.850	59.487	30.214	29.149
4	1	2:00.018	59.971	30.507	29.540	11	1	2:01.411	1:00.313	31.017	30.081
5	1	2:00.562	1:00.237	30.449	29.876	12	1	1:59.983	59.577	30.274	30.132
6	1	2:02.041	1:01.884	30.508	29.649	13	1	2:00.783	1:00.957	30.192	29.634
7	1	2:01.080	1:00.185	31.078	29.817						