



33. INT. ADAC TRUCK GRAND PRIX

Nürburgring Sprint, length 3629 m

29. June - 01. July 2018

FIA European Truck Racing Championship

Lap Analysis Championship Race 1, 30.06.2018

FIA-Visa.No.: 3ETRC-DEU 22.06.2018

1 Adam LACKO , FREIGHTLINER / CZE

Theoretische Bestzeit: 1:55.32

Lap	Time	S1	S2	S3	Lap	Time	S1	S2	S3
1	2:02.061	1:04.046	29.556	28.459	8	1:56.537	57.992	29.865	28.680
2	1:55.701	57.677	29.592	28.432	9	1:56.487	57.709	29.874	28.904
3	1:55.729	57.339	29.730	28.660	10	1:56.852	58.140	29.963	28.749
4	1:56.215	57.641	29.869	28.705	11	1:56.465	57.896	29.765	28.804
5	1:56.175	57.754	29.861	28.560	12	1:56.412	57.820	29.828	28.764
6	1:56.163	57.578	29.880	28.705	13	1:56.245	57.903	29.831	28.511
7	1:56.414	57.954	29.777	28.683					

2 Jochen HAHN , IVECO / DEU

Theoretische Bestzeit: 1:55.25

Lap	Time	S1	S2	S3	Lap	Time	S1	S2	S3
1	1:59.373	1:01.658	29.476	28.239	8	1:56.042	58.010	29.564	28.468
2	1:55.614	58.039	29.494	28.081	9	1:55.857	57.791	29.808	28.258
3	1:55.747	57.713	29.809	28.225	10	1:56.365	58.129	29.745	28.491
4	1:55.739	57.929	29.608	28.202	11	1:56.050	57.812	29.795	28.443
5	1:55.566	57.706	29.708	28.152	12	1:56.161	57.935	29.829	28.397
6	1:55.758	57.693	29.634	28.431	13	1:56.144	57.938	29.789	28.417
7	1:55.759	57.715	29.676	28.368					

3 Norbert KISS , MERCEDES BENZ / HUN

Theoretische Bestzeit: 1:55.55

Lap	Time	S1	S2	S3	Lap	Time	S1	S2	S3
1	2:00.292	1:02.145	29.657	28.490	8	1:56.110	57.768	29.797	28.545
2	1:55.958	57.802	29.613	28.543	9	1:56.162	57.819	29.779	28.564
3	1:55.702	57.637	29.694	28.371	10	1:55.888	57.708	29.766	28.414
4	1:55.825	57.618	29.708	28.499	11	1:56.216	57.725	29.893	28.598
5	1:56.152	57.722	29.864	28.566	12	1:56.383	57.922	29.950	28.511
6	1:55.988	57.706	29.769	28.513	13	1:56.716	57.938	29.933	28.845
7	1:55.795	57.736	29.739	28.320					

6 Anthony JANIEC , MAN / FRA

Theoretische Bestzeit: 1:56.85

Lap	Time	S1	S2	S3	Lap	Time	S1	S2	S3
1	2:11.286	1:08.991	30.747	31.548	8	1:57.951	58.914	29.997	29.040
2	1:57.071	58.712	29.730	28.629	9	1:58.559	59.101	30.104	29.354
3	1:57.667	58.496	29.788	29.383	10	1:58.408	58.892	30.005	29.511
4	1:58.367	58.526	30.477	29.364	11	1:59.140	59.008	30.035	30.097
5	1:57.774	58.665	29.892	29.217	12	1:58.454	59.099	30.091	29.264
6	1:57.835	58.806	29.916	29.113	13	1:58.903	59.306	30.161	29.436
7	1:58.222	59.028	29.926	29.268					

11 Andre KURSIM , IVECO / DEU

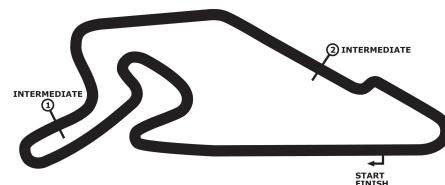
Theoretische Bestzeit: 1:55.54

Lap	Time	S1	S2	S3	Lap	Time	S1	S2	S3
1	2:05.612	1:06.450	29.835	29.327	8	1:57.436	58.820	29.806	28.810
2	1:56.236	58.455	29.538	28.243	9	1:57.491	58.752	29.800	28.939
3	1:55.858	57.917	29.511	28.430	10	1:57.062	58.528	29.706	28.828
4	1:56.326	58.129	29.653	28.544	11	1:57.357	58.825	29.763	28.769
5	1:56.120	57.792	29.670	28.658	12	1:59.127	58.906	29.939	30.282
6	1:57.107	58.619	29.647	28.841	13	1:57.631	58.804	29.967	28.860
7	1:57.187	58.597	29.810	28.780					

14 José J.RODRIGUES , MAN / PRT

Theoretische Bestzeit: 1:55.87

Lap	Time	S1	S2	S3	Lap	Time	S1	S2	S3
1	2:03.454	1:05.403	29.623	28.428	8	1:57.348	58.991	29.991	28.366
2	1:56.422	58.131	29.856	28.435	9	1:57.529	59.022	29.984	28.523
3	1:56.550	58.313	29.845	28.392	10	1:57.183	58.714	29.910	28.559
4	1:56.274	58.301	29.852	28.121	11	1:57.298	58.966	29.872	28.460
5	1:56.639	58.257	29.895	28.487	12	1:57.517	59.243	30.080	28.194
6	1:57.437	58.949	29.957	28.531	13	1:57.846	58.707	30.038	29.101
7	1:57.036	58.795	29.871	28.370					



33. INT. ADAC TRUCK GRAND PRIX

Nürburgring Sprint, length 3629 m

29. June - 01. July 2018

FIA European Truck Racing Championship

Lap Analysis Championship Race 1, 30.06.2018

FIA-Visa.No.: 3ETRC-DEU 22.06.2018

15 Erwin KLEINNAGELVOORT , SCANIA / NLD

Theoretische Bestzeit: 1:59.74

Lap	Time	S1	S2	S3	Lap	Time	S1	S2	S3
1	2:12.485	1:09.507	30.900	32.078	8	2:00.096	59.755	30.587	29.754
2	2:01.971	1:00.939	30.563	30.469	9	2:00.368	1:00.046	30.597	29.725
3	2:00.655	1:00.159	30.606	29.890	10	2:00.767	1:00.079	30.807	29.881
4	2:01.999	1:00.310	31.022	30.667	11	2:00.509	1:00.263	30.570	29.676
5	2:01.479	1:01.049	30.650	29.780	12	2:03.170	1:03.176	30.547	29.447
6	2:01.800	1:01.137	30.728	29.935	13	2:02.592	1:00.449	31.154	30.989
7	2:01.389	1:00.432	30.721	30.236					

17 Shane BRERETON , MAN / GBR

Theoretische Bestzeit: 1:57.21

Lap	Time	S1	S2	S3	Lap	Time	S1	S2	S3
1	2:07.454	1:07.044	30.245	30.165	8	1:58.410	58.708	30.218	29.484
2	1:58.158	58.578	29.915	29.665	9	1:58.419	58.874	30.427	29.118
3	1:58.070	58.620	30.049	29.401	10	1:58.670	58.853	30.251	29.566
4	1:57.671	58.317	29.910	29.444	11	1:59.124	59.159	30.260	29.705
5	1:58.439	58.906	29.995	29.538	12	1:58.414	59.117	30.074	29.223
6	1:58.642	59.542	30.110	28.990	13	1:59.042	59.304	30.183	29.555
7	1:58.543	59.164	29.997	29.382					

20 Teo CALVET , MAN / FRA

Theoretische Bestzeit: 1:58.97

Lap	Time	S1	S2	S3	Lap	Time	S1	S2	S3
1	2:12.313			30.963	8	1:59.872	1:00.036	30.473	29.363
2	2:00.423	59.808	30.791	29.824	9	1:59.802	1:00.011	30.380	29.411
3	2:00.018	59.966	30.471	29.581	10	2:01.319	1:00.272	31.141	29.906
4	2:00.584	1:00.303	30.652	29.629	11	2:00.367	1:00.202	30.522	29.643
5	2:00.696	1:00.432	30.751	29.513	12	1:59.261	59.508	30.546	29.207
6	2:01.320	1:01.025	30.681	29.614	13	2:00.125	59.714	30.262	30.149
7	2:00.133	59.678	30.447	30.008					

21 Thomas ROBINEAU , MAN / FRA

Theoretische Bestzeit: 1:57.24

Lap	Time	S1	S2	S3	Lap	Time	S1	S2	S3
1	2:05.256	1:05.991	30.082	29.183	8	1:57.981	58.954	29.962	29.065
2	1:59.001	59.403	30.415	29.183	9	1:58.048	58.747	30.036	29.265
3	1:57.543	58.535	29.848	29.160	10	1:59.026	59.625	30.143	29.258
4	1:58.948	58.986	29.866	30.096	11	1:57.615	58.860	29.898	28.857
5	1:57.996	58.773	30.012	29.211	12	1:57.614	58.550	30.009	29.055
6	1:58.201	58.990	29.975	29.236	13	1:58.077	58.827	30.094	29.156
7	1:58.350	58.858	30.011	29.481					

22 Oliver JANES , FREIGHTLINER / GBR

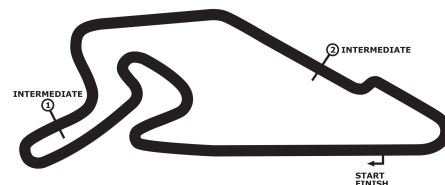
Theoretische Bestzeit: 1:59.81

Lap	Time	S1	S2	S3	Lap	Time	S1	S2	S3
1	2:10.968	1:10.183	30.455	30.330	7	2:05.342	1:03.288	31.175	30.879
2	2:01.118	1:00.635	30.777	29.706	8	2:02.632	1:01.108	30.979	30.545
3	2:00.074	59.655	30.625	29.794	9	2:02.624	1:02.095	30.658	29.871
4	2:01.842	1:01.141	30.827	29.874	10	2:05.044	1:01.935	30.812	32.297
5	2:01.358	1:00.618	30.495	30.245	11	2:14.108	1:06.694	33.976	33.438
6	2:12.551	1:11.300	31.145	30.106	12	2:25.333	1:06.433	42.532	36.368

23 Antonio ALBACETE , MAN / ESP

Theoretische Bestzeit: 1:55.27

Lap	Time	S1	S2	S3	Lap	Time	S1	S2	S3
1	1:58.934	1:01.198	29.579	28.157	8	1:56.071	57.925	29.837	28.309
2	1:55.590	57.797	29.626	28.167	9	1:55.804	57.688	29.814	28.302
3	1:55.916	57.769	29.785	28.362	10	1:55.841	57.774	29.749	28.318
4	1:55.625	57.729	29.694	28.202	11	1:56.083	57.976	29.683	28.424
5	1:55.619	57.598	29.746	28.275	12	1:56.294	58.187	29.765	28.342
6	1:55.475	57.588	29.780	28.107	13	1:56.172	57.978	29.890	28.304
7	1:55.917	57.752	29.749	28.416					



33. INT. ADAC TRUCK GRAND PRIX

Nürburgring Sprint, length 3629 m

29. June - 01. July 2018

FIA European Truck Racing Championship

Lap Analysis Championship Race 1, 30.06.2018

FIA-Visa.No.: 3ETRC-DEU 22.06.2018

24 Steffen FAAS , MERCEDES BENZ / DEU

Theoretische Bestzeit: 1:57.11

Lap	Time	S1	S2	S3	Lap	Time	S1	S2	S3
1	2:08.124	1:07.414	31.354	29.356	8	1:59.303	1:00.104	30.334	28.865
2	1:59.115	59.830	30.107	29.178	9	1:58.503	59.089	30.316	29.098
3	1:57.438	58.672	29.996	28.770	10	1:58.525	59.461	30.321	28.743
4	1:58.302	59.006	29.990	29.306	11	1:58.900	59.169	30.122	29.609
5	1:58.680	59.313	30.006	29.361	12	1:58.661	59.076	30.122	29.463
6	1:57.391	58.386	30.141	28.864	13	1:59.267	59.079	30.354	29.834
7	1:58.399	58.981	30.206	29.212					

27 Gerhard KÖRBER , IVECO / DEU

Theoretische Bestzeit: 1:55.89

Lap	Time	S1	S2	S3	Lap	Time	S1	S2	S3
1	2:07.150			28.490	8	1:56.078	58.035	29.774	28.269
2	1:57.591	58.305	29.887	29.399	9	1:56.684	58.257	29.735	28.692
3	1:57.542	58.644	29.632	29.266	10	1:57.046	58.483	29.917	28.646
4	1:58.350	58.973	29.761	29.616	11	1:56.538	58.305	29.887	28.346
5	1:56.457	58.072	29.785	28.600	12	1:57.102	57.994	29.912	29.196
6	1:56.346	58.092	29.795	28.459	13	1:57.791	58.980	29.970	28.841
7	1:56.509	58.136	29.714	28.659					

30 Sascha LENZ , MAN / DEU

Theoretische Bestzeit: 1:55.41

Lap	Time	S1	S2	S3	Lap	Time	S1	S2	S3
1	2:13.552	1:15.340	29.883	28.329	8	1:55.953	57.813	29.960	28.180
2	1:57.689	59.152	29.896	28.641	9	1:55.888	57.871	29.656	28.361
3	1:55.762	57.888	29.423	28.451	10	1:56.178	58.001	29.650	28.527
4	1:56.151	57.920	29.700	28.531	11	1:56.080	57.909	29.840	28.331
5	1:56.793	57.937	29.717	29.139	12	1:56.144	58.035	29.660	28.449
6	1:57.192	58.268	29.709	29.215	13	1:57.367	58.685	30.026	28.656
7	1:56.723	58.379	29.732	28.612					

32 Luis RECUENCO , MAN / ESP

Theoretische Bestzeit: 1:56.92

Lap	Time	S1	S2	S3	Lap	Time	S1	S2	S3
1	2:13.362	1:11.061	32.853	29.448	8	1:57.477	59.039	29.929	28.509
2	2:02.452	1:02.206	30.306	29.940	9	1:57.353	58.498	30.299	28.556
3	2:00.787	1:00.629	30.292	29.866	10	1:57.988	58.609	30.719	28.660
4	2:00.555	59.884	30.099	30.572	11	1:57.564	58.596	30.266	28.702
5	1:58.165	58.526	29.914	29.725	12	1:57.641	58.562	30.298	28.781
6	2:35.421	1:35.224	31.345	28.852	13	1:57.788	58.720	30.462	28.606
7	1:57.655	58.657	30.265	28.733					

37 Terry GIBBON , MAN / GBR

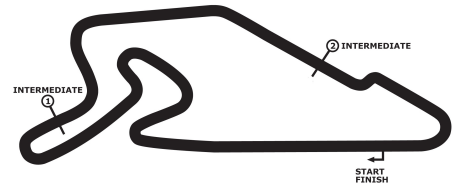
Theoretische Bestzeit: 1:59.44

Lap	Time	S1	S2	S3	Lap	Time	S1	S2	S3
1	2:12.654	1:11.018	31.282	30.354	8	2:00.506	1:00.717	30.065	29.724
2	2:02.162	1:02.202	30.149	29.811	9	2:00.487	1:00.206	30.413	29.868
3	2:00.759	1:00.781	30.012	29.966	10	2:01.023	1:00.402	30.343	30.278
4	2:02.404	1:01.705	30.404	30.295	11	2:00.651	59.940	30.345	30.366
5	2:00.925	1:01.105	30.329	29.491	12	2:01.646	1:01.133	30.368	30.145
6	2:03.830	1:03.523	30.526	29.781	13	2:01.163	1:01.068	30.307	29.788
7	2:01.684	1:00.670	31.065	29.949					

38 Eduardo E.RODRIGUES , MAN / PRT

Theoretische Bestzeit: 1:59.73

Lap	Time	S1	S2	S3	Lap	Time	S1	S2	S3
1	2:12.763	1:12.339	30.521	29.903	8	2:00.200	1:00.242	30.187	29.771
2	2:02.572	1:02.307	30.465	29.800	9	2:00.378	1:00.402	30.424	29.552
3	2:00.901	1:00.745	30.456	29.700	10	2:00.558	1:00.556	30.395	29.607
4	2:02.065	1:01.651	30.540	29.874	11	1:59.969	1:00.253	30.413	29.303
5	2:01.577	1:01.220	30.429	29.928	12	2:01.724	1:01.579	30.506	29.639
6	2:01.974	1:01.573	30.678	29.723	13	2:01.836	1:01.377	30.441	30.018
7	2:00.800	1:00.676	30.466	29.658					



33. INT. ADAC TRUCK GRAND PRIX

Nürburgring Sprint, length 3629 m

29. June - 01. July 2018

FIA European Truck Racing Championship

Lap Analysis Championship Race 1, 30.06.2018

FIA-Visa.No.: 3ETRC-DEU 22.06.2018

44 Stephanie HALM , IVECO / DEU

Theoretische Bestzeit: 1:55.77

Lap	Time	S1	S2	S3	Lap	Time	S1	S2	S3
1	2:02.575	1:04.341	29.644	28.590	8	1:56.319	57.963	29.627	28.729
2	1:55.784	57.759	29.495	28.530	9	1:56.827	58.242	29.678	28.907
3	1:55.991	57.787	29.497	28.707	10	1:56.665	58.376	29.682	28.607
4	1:55.962	57.771	29.490	28.701	11	1:56.792	58.322	29.788	28.682
5	1:56.050	57.832	29.637	28.581	12	1:56.575	58.229	29.733	28.613
6	1:56.261	57.900	29.698	28.663	13	1:57.209	58.548	29.782	28.879
7	1:56.448	58.043	29.650	28.755					

88 Ryan SMITH , MAN / GBR

Theoretische Bestzeit: 1:55.75

Lap	Time	S1	S2	S3	Lap	Time	S1	S2	S3
1	2:06.178	1:06.761	29.943	29.474	4	1:56.063	57.997	29.491	28.575
2	1:56.942	58.778	29.728	28.436	5	1:55.889	57.878	29.613	28.398
3	1:56.007	58.039	29.481	28.487	6	1:57.012	58.304	29.592	29.116

91 Frantisek VOJTISEK , MAN / CZE

Theoretische Bestzeit: 1:59.12

Lap	Time	S1	S2	S3	Lap	Time	S1	S2	S3
1	2:10.457	1:08.575	31.012	30.870	8	2:00.506	1:00.770	30.601	29.135
2	2:00.482	1:00.721	30.682	29.079	9	2:00.202	1:00.322	30.526	29.354
3	2:00.636	1:00.428	30.740	29.468	10	2:00.255	1:00.714	30.623	28.918
4	2:01.145	1:01.049	30.789	29.307	11	2:00.501	1:00.819	30.664	29.018
5	2:00.571	1:00.807	30.742	29.022	12	1:59.217	1:00.127	30.268	28.822
6	2:00.709	1:00.944	30.538	29.227	13	1:59.133	1:00.036	30.276	28.819
7	1:59.700	1:00.413	30.380	28.907					