

# 33. INT. ADAC TRUCK GRAND PRIX

Nürburgring Sprint, length 3629 m

29. June - 01. July 2018

FIA European Truck Racing Championship

Lap Analysis Championship Race 3, 01.07.2018

FIA-Visa.No.: 3ETRC-DEU 22.06.2018

## 1 Adam LACKO , FREIGHTLINER / CZE

Theoretische Bestzeit: 1:55.35

Lap	Time	S1	S2	S3	Lap	Time	S1	S2	S3
1	2:05.019	1:04.718	29.863	30.438	8	1:55.925	<b>57.336</b>	29.883	28.706
2	1:56.987	58.355	29.921	28.711	9	1:56.247	57.865	29.880	28.502
3	1:56.078	57.769	<b>29.621</b>	28.688	10	1:55.789	57.615	29.776	<b>28.398</b>
4	1:56.112	57.718	29.734	28.660	11	1:56.114	57.704	29.737	28.673
5	1:55.982	57.656	29.849	28.477	12	1:56.110	57.706	29.875	28.529
6	1:55.938	57.582	29.748	28.608	13	1:56.146	57.695	29.861	28.590
7	<b>1:55.616</b>	57.437	29.746	28.433					

## 2 Jochen HAHN , IVECO / DEU

Theoretische Bestzeit: 1:54.88

Lap	Time	S1	S2	S3	Lap	Time	S1	S2	S3
1	2:00.149	1:01.791	30.072	28.286	8	1:55.679	57.630	29.698	28.351
2	1:55.629	57.644	29.638	28.347	9	1:55.905	57.828	29.732	28.345
3	<b>1:55.146</b>	<b>57.313</b>	<b>29.570</b>	28.263	10	1:56.228	58.042	29.771	28.415
4	1:55.387	57.443	29.684	28.260	11	1:56.229	57.948	29.750	28.531
5	1:55.537	57.726	29.657	28.154	12	1:57.204	58.391	30.115	28.698
6	1:55.554	57.732	29.646	28.176	13	1:56.381	58.066	29.855	28.460
7	1:55.316	57.661	29.653	<b>28.002</b>					

## 3 Norbert KISS , MERCEDES BENZ / HUN

Theoretische Bestzeit: 1:55.53

Lap	Time	S1	S2	S3	Lap	Time	S1	S2	S3
1	2:04.729	1:04.516	29.807	30.406	6	1:55.891	57.723	29.813	28.355
2	1:56.486	58.012	30.021	28.453	7	1:55.828	57.664	29.798	28.366
3	1:55.826	57.634	<b>29.722</b>	28.470	8	1:55.860	57.609	29.826	28.425
4	<b>1:55.587</b>	<b>57.489</b>	29.726	28.372	9	1:55.724	57.553	29.844	<b>28.327</b>
5	1:56.268	58.062	29.848	28.358	10	1:55.999	57.696	29.897	28.406

## 6 Anthony JANIEC , MAN / FRA

Theoretische Bestzeit: 1:56.40

Lap	Time	S1	S2	S3	Lap	Time	S1	S2	S3
1	2:06.326	1:07.012	<b>29.786</b>	29.528	8	1:57.212	58.421	30.079	28.712
2	1:59.299	1:00.417	30.160	28.722	9	1:57.066	58.356	29.860	28.850
3	1:56.580	<b>58.096</b>	29.815	28.669	10	1:58.257	58.885	29.966	29.406
4	1:57.028	58.382	29.904	28.742	11	1:57.196	58.418	29.960	28.818
5	1:56.878	58.214	29.880	28.784	12	1:57.365	58.677	29.976	28.712
6	1:57.072	58.662	29.829	28.581	13	1:57.555	58.615	29.914	29.026
7	<b>1:56.548</b>	58.103	29.923	<b>28.522</b>					

## 11 Andre KURSIM , IVECO / DEU

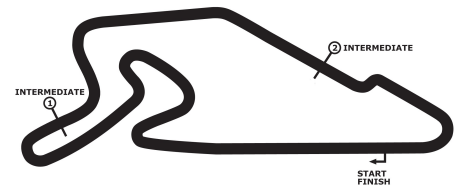
Theoretische Bestzeit: 1:56.16

Lap	Time	S1	S2	S3	Lap	Time	S1	S2	S3
1	2:04.993	1:05.174	29.612	30.207	8	1:56.460	58.078	29.737	28.645
2	1:57.305	58.909	29.775	28.621	9	1:56.921	58.486	29.735	28.700
3	<b>1:56.280</b>	58.104	<b>29.548</b>	28.628	10	1:56.870	58.489	29.799	28.582
4	1:56.325	58.093	29.574	28.658	11	1:56.685	58.228	29.751	28.706
5	1:56.596	58.134	29.679	28.783	12	1:57.305	58.510	29.855	28.940
6	1:56.675	58.193	29.676	28.806	13	1:57.218	58.488	29.873	28.857
7	1:56.497	<b>58.077</b>	29.879	<b>28.541</b>					

## 14 José J.RODRIGUES , MAN / PRT

Theoretische Bestzeit: 1:56.01

Lap	Time	S1	S2	S3	Lap	Time	S1	S2	S3
1	2:05.645	1:05.882	29.831	29.932	8	1:57.238	58.761	29.939	28.538
2	1:57.454	58.799	29.897	28.758	9	1:58.939	58.494	30.104	30.341
3	<b>1:56.222</b>	58.304	<b>29.719</b>	<b>28.199</b>	10	1:56.726	58.482	30.018	28.226
4	1:56.479	<b>58.096</b>	29.796	28.587	11	1:57.212	58.837	30.030	28.345
5	1:56.761	58.376	29.868	28.517	12	1:57.220	58.652	29.942	28.626
6	1:57.503	58.281	29.856	29.366	13	1:58.073	59.297	30.113	28.663
7	1:57.303	58.863	29.950	28.490					



# 33. INT. ADAC TRUCK GRAND PRIX

Nürburgring Sprint, length 3629 m

29. June - 01. July 2018

FIA European Truck Racing Championship

## Lap Analysis Championship Race 3, 01.07.2018

FIA-Visa.No.: 3ETRC-DEU 22.06.2018

### 15 Erwin KLEINNAGELVOORT , SCANIA / NLD

Theoretische Bestzeit: 1:59.61

Lap	Time	S1	S2	S3	Lap	Time	S1	S2	S3
1	2:12.250	1:09.951	31.067	31.232	8	2:00.531	1:00.154	30.552	29.825
2	2:02.899	1:01.069	30.789	31.041	9	2:00.015	59.824	<b>30.507</b>	29.684
3	2:00.938	59.813	30.905	30.220	10	2:02.728	1:00.491	30.787	31.450
4	2:18.803	1:02.602	45.914	30.287	11	2:01.479	1:00.893	30.839	29.747
5	2:01.885	1:01.689	30.560	29.636	12	2:00.456	59.967	30.630	29.859
6	2:00.656	1:00.605	30.619	<b>29.432</b>	13	2:00.390	1:00.216	30.615	29.559
7	<b>1:59.883</b>	<b>59.671</b>	30.622	29.590					

### 17 Shane BRERETON , MAN / GBR

Theoretische Bestzeit: 1:56.95

Lap	Time	S1	S2	S3	Lap	Time	S1	S2	S3
1	2:07.593	1:07.681	29.988	29.924	8	1:57.874	58.712	30.125	29.037
2	1:58.730	59.267	30.412	29.051	9	1:58.417	59.408	30.036	28.973
3	1:57.535	<b>58.451</b>	30.103	28.981	10	1:57.908	58.713	30.149	29.046
4	1:57.528	58.907	30.011	28.610	11	1:57.641	58.951	30.032	28.658
5	<b>1:57.078</b>	58.539	30.005	<b>28.534</b>	12	1:59.010	58.754	30.198	30.058
6	1:58.234	59.111	<b>29.969</b>	29.154	13	1:59.286	1:00.172	30.066	29.048
7	1:58.001	58.952	29.971	29.078					

### 20 Teo CALVET , MAN / FRA

Theoretische Bestzeit: 1:57.51

Lap	Time	S1	S2	S3	Lap	Time	S1	S2	S3
1	2:13.126	1:10.902	30.688	31.536	8	1:58.384	58.907	30.296	29.181
2	2:02.492	1:01.104	30.145	31.243	9	2:00.829	1:00.773	30.427	29.629
3	2:01.017	1:00.451	30.190	30.376	10	1:58.466	58.940	30.463	29.063
4	2:07.592	1:02.318	34.513	30.761	11	1:58.869	59.172	30.618	29.079
5	2:02.483	1:01.962	31.190	29.331	12	1:58.837	59.317	30.365	29.155
6	1:58.043	58.981	30.020	<b>29.042</b>	13	1:59.706	59.448	30.428	29.830
7	<b>1:57.637</b>	<b>58.537</b>	<b>29.931</b>	29.169					

### 21 Thomas ROBINEAU , MAN / FRA

Theoretische Bestzeit: 1:57.32

Lap	Time	S1	S2	S3	Lap	Time	S1	S2	S3
1	2:08.068	1:07.952	30.642	29.474	8	<b>1:57.650</b>	59.045	29.951	<b>28.654</b>
2	1:58.661	59.484	30.211	28.966	9	1:58.578	59.668	30.081	28.829
3	1:58.403	59.193	30.116	29.094	10	1:59.227	1:00.174	30.238	28.815
4	1:57.714	58.880	<b>29.821</b>	29.013	11	1:59.950	1:00.854	30.068	29.028
5	1:57.968	59.064	29.954	28.950	12	1:59.348	59.748	30.195	29.405
6	1:57.832	<b>58.846</b>	29.998	28.988	13	1:59.336	59.780	30.290	29.266
7	1:58.635	59.472	30.103	29.060					

### 22 Oliver JANES , FREIGHTLINER / GBR

Theoretische Bestzeit: 1:58.97

Lap	Time	S1	S2	S3	Lap	Time	S1	S2	S3
1	2:12.699	1:10.523	30.666	31.510	4	2:09.200	1:04.520	32.980	31.700
2	1:59.799	1:00.332	<b>30.056</b>	<b>29.411</b>	5	2:07.073	1:04.128	31.801	31.144
3	<b>1:59.541</b>	<b>59.507</b>	30.499	29.535	6	2:15.104	1:02.441	30.922	

### 23 Antonio ALBACETE , MAN / ESP

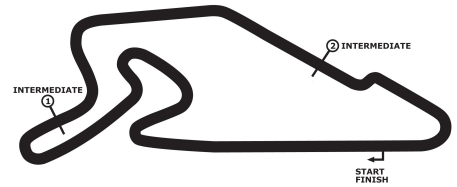
Theoretische Bestzeit: 1:55.33

Lap	Time	S1	S2	S3	Lap	Time	S1	S2	S3
1	2:03.270	1:01.438	32.072	29.760	8	<b>1:55.389</b>	57.683	29.673	<b>28.033</b>
2	1:57.128	58.955	29.881	28.292	9	1:55.549	57.799	29.688	28.062
3	1:55.638	57.834	29.652	28.152	10	1:55.517	<b>57.646</b>	29.727	28.144
4	1:55.646	57.652	29.809	28.185	11	1:56.190	58.069	<b>29.651</b>	28.470
5	1:56.012	58.099	29.744	28.169	12	1:56.218	58.030	29.931	28.257
6	1:55.741	57.792	29.691	28.258	13	1:55.811	58.022	29.676	28.113
7	1:55.653	57.820	29.667	28.166					

### 24 Steffen FAAS , MERCEDES BENZ / DEU

Theoretische Bestzeit: 1:57.29

Lap	Time	S1	S2	S3	Lap	Time	S1	S2	S3
1	2:08.635			29.287	8	1:58.122	58.743	30.164	29.215
2	1:58.696	59.611	30.296	28.789	9	1:58.887	59.512	30.098	29.277
3	1:58.543	59.104	30.421	29.018	10	1:58.615	59.717	30.214	<b>28.684</b>



# 33. INT. ADAC TRUCK GRAND PRIX

Nürburgring Sprint, length 3629 m

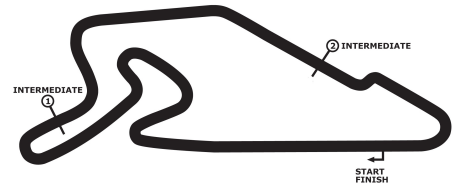
29. June - 01. July 2018

FIA European Truck Racing Championship

## Lap Analysis Championship Race 3, 01.07.2018

FIA-Visa.No.: 3ETRC-DEU 22.06.2018

Lap	Time	S1	S2	S3	Lap	Time	S1	S2	S3
4	1:57.654	58.876	<b>30.069</b>	28.709	11	2:02.498			31.369
5	1:58.288	58.876	30.161	29.251	12	1:58.373	59.000	30.447	28.926
6	<b>1:57.486</b>	<b>58.541</b>	30.176	28.769	13	1:58.533	58.968	30.212	29.353
7	1:58.749	59.406	30.342	29.001					



# 33. INT. ADAC TRUCK GRAND PRIX

Nürburgring Sprint, length 3629 m

29. June - 01. July 2018

FIA European Truck Racing Championship

## Lap Analysis Championship Race 3, 01.07.2018

FIA-Visa.No.: 3ETRC-DEU 22.06.2018

### 27 Gerhard KÖRBER , IVECO / DEU

Theoretische Bestzeit: 1:55.85

Lap	Time	S1	S2	S3	Lap	Time	S1	S2	S3
1	2:05.974	1:06.417	29.839	29.718	8	1:56.341	58.136	29.803	28.402
2	1:57.554	59.170	29.711	28.673	9	1:56.224	58.176	29.740	<b>28.308</b>
3	1:56.642	58.305	29.695	28.642	10	1:56.746	58.349	29.864	28.533
4	<b>1:56.165</b>	<b>57.865</b>	29.737	28.563	11	1:56.473	58.166	29.875	28.432
5	1:56.677	58.426	<b>29.677</b>	28.574	12	1:57.090	58.422	29.914	28.754
6	1:56.845	58.260	29.709	28.876	13	1:57.169	58.609	29.862	28.698
7	1:56.685	58.288	29.842	28.555					

### 30 Sascha LENZ , MAN / DEU

Theoretische Bestzeit: 1:55.36

Lap	Time	S1	S2	S3	Lap	Time	S1	S2	S3
1	2:20.004	1:22.116	<b>29.498</b>	28.390	8	1:56.358	58.047	29.821	28.490
2	1:56.399	<b>57.663</b>	29.524	29.212	9	1:57.874	58.705	30.031	29.138
3	1:57.865	59.014	30.426	28.425	10	1:56.744	58.592	29.952	<b>28.200</b>
4	1:56.762	58.679	29.640	28.443	11	1:56.339	58.192	29.847	28.300
5	<b>1:56.061</b>	57.953	29.765	28.343	12	1:57.659	58.669	29.936	29.054
6	1:56.806	58.072	29.995	28.739	13	1:56.645	58.417	29.751	28.477
7	1:56.072	57.966	29.791	28.315					

### 32 Luis RECUENCO , MAN / ESP

Theoretische Bestzeit: 1:58.35

Lap	Time	S1	S2	S3	Lap	Time	S1	S2	S3
1	2:11.251	1:09.436	31.298	30.517	3	<b>1:58.841</b>	<b>59.218</b>	<b>30.143</b>	29.480
2	2:00.430	1:01.136	30.297	<b>28.997</b>	4	3:05.591	1:38.231	42.061	

### 37 Terry GIBBON , MAN / GBR

Theoretische Bestzeit: 1:58.86

Lap	Time	S1	S2	S3	Lap	Time	S1	S2	S3
1	2:10.645			30.108	8	1:59.583	59.399	30.129	30.055
2	2:00.281	1:00.055	30.837	29.389	9	2:00.194	59.444	30.333	30.417
3	1:59.446	<b>59.371</b>	30.322	29.753	10	1:59.978	59.717	30.327	29.934
4	1:59.943	1:00.299	30.171	29.473	11	<b>1:59.410</b>	59.739	30.196	29.475
5	2:00.425	1:00.240	30.579	29.606	12	1:59.795	1:00.224	30.184	<b>29.387</b>
6	1:59.838	59.503	<b>30.103</b>	30.232	13	1:59.452	59.654	30.166	29.632
7	1:59.512	59.421	30.224	29.867					

### 38 Eduardo E.RODRIGUES , MAN / PRT

Theoretische Bestzeit: 2:00.06

Lap	Time	S1	S2	S3	Lap	Time	S1	S2	S3
1	2:13.756	1:11.172	31.184	31.400	8	2:01.832	1:00.609	30.806	30.417
2	2:03.321	1:01.690	30.492	31.139	9	2:01.051	1:00.980	30.544	<b>29.527</b>
3	2:00.955	<b>1:00.200</b>	30.529	30.226	10	2:03.376	1:01.053	<b>30.336</b>	31.987
4	2:05.436	1:02.722	31.598	31.116	11	2:02.740	1:01.884	30.736	30.120
5	2:05.606	1:03.626	31.352	30.628	12	<b>2:00.755</b>	1:00.494	30.625	29.636
6	2:03.897	1:02.270	31.001	30.626	13	2:02.160	1:01.294	30.376	30.490
7	2:01.156	1:01.035	30.476	29.645					

### 44 Stephanie HALM , IVECO / DEU

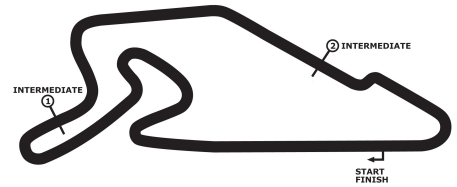
Theoretische Bestzeit: 1:58.73

Lap	Time	S1	S2	S3	Lap	Time	S1	S2	S3
1	2:03.873	1:04.141	<b>29.650</b>	<b>30.082</b>	2	2:25.839	<b>59.004</b>	40.538	

### 77 Rene REINERT , MAN / DEU

Theoretische Bestzeit: 1:54.75

Lap	Time	S1	S2	S3	Lap	Time	S1	S2	S3
1	2:02.303	1:03.718	29.884	28.701	8	1:56.051	58.153	29.655	28.243
2	1:55.039	57.608	29.640	27.791	9	1:56.949	58.052	29.721	29.176
3	1:55.108	57.476	29.831	27.801	10	1:55.540	58.019	29.756	<b>27.765</b>
4	<b>1:55.004</b>	<b>57.398</b>	<b>29.590</b>	28.016	11	1:56.034	57.965	29.803	28.266
5	1:55.348	57.774	29.746	27.828	12	1:55.931	57.938	29.828	28.165
6	1:55.608	58.049	29.787	27.772	13	1:56.184	58.129	29.793	28.262
7	1:55.721	58.225	29.710	27.786					



# 33. INT. ADAC TRUCK GRAND PRIX

Nürburgring Sprint, length 3629 m

29. June - 01. July 2018

FIA European Truck Racing Championship

Lap Analysis Championship Race 3, 01.07.2018

FIA-Visa.No.: 3ETRC-DEU 22.06.2018

**88 Ryan SMITH , MAN / GBR**

**Theoretische Bestzeit: 1:55.59**

Lap	Time	S1	S2	S3	Lap	Time	S1	S2	S3
1	2:06.960	1:07.429	29.674	29.857	8	1:57.176	58.762	29.903	28.511
2	1:57.240	59.228	29.740	28.272	9	1:57.555	58.455	30.005	29.095
3	1:56.495	58.153	29.710	28.632	10	1:56.102	58.170	29.777	<b>28.155</b>
4	1:56.323	57.865	29.770	28.688	11	<b>1:55.897</b>	<b>57.779</b>	29.883	28.235
5	1:56.340	58.255	29.725	28.360	12	1:57.003	58.048	29.932	29.023
6	1:56.933	58.325	<b>29.658</b>	28.950	13	1:56.133	58.062	29.747	28.324
7	1:57.439	59.091	29.745	28.603					

**91 Frantisek VOJTISEK , MAN / CZE**

**Theoretische Bestzeit: 1:58.51**

Lap	Time	S1	S2	S3	Lap	Time	S1	S2	S3
1	2:09.344	1:08.723	31.262	29.359	8	2:01.242	1:01.088	30.267	29.887
2	2:00.211	1:00.326	30.398	29.487	9	2:06.198	1:00.480	30.655	35.063
3	2:01.439	59.905	30.601	30.933	10	2:02.447	1:02.672	30.488	29.287
4	2:08.987	1:07.241	31.603	30.143	11	2:00.421	1:00.080	30.693	29.648
5	2:00.412	1:00.065	30.331	30.016	12	1:59.299	59.639	30.527	<b>29.133</b>
6	1:58.989	<b>59.319</b>	30.083	29.587	13	<b>1:58.892</b>	59.369	<b>30.061</b>	29.462
7	1:59.889	59.842	30.158	29.889					