



33. INT. ADAC TRUCK GRAND PRIX

Nürburgring Sprint, length 3629 m

29. June - 01. July 2018

FIA European Truck Racing Championship

Lap Analysis free practice 1, 29.06.2018

FIA-Visa.No.: 3ETRC-DEU 22.06.2018

1 Adam LACKO , FREIGHTLINER / CZE

Theoretische Bestzeit: 1:55.43

| Lap | Time | S1 | S2 | S3 | Lap | Time | S1 | S2 | S3 |
|-----|----------|----------|--------|--------|-----|-----------------|---------------|---------------|---------------|
| 1 | 2:53.527 | | 46.325 | 35.723 | 5 | 5:24.871 | 4:21.117 | 33.100 | 30.654 |
| 2 | 2:29.622 | 1:11.689 | 41.885 | 36.048 | 6 | 1:55.675 | 57.395 | 29.655 | 28.625 |
| 3 | 1:55.930 | 57.636 | 29.793 | 28.501 | 7 | 2:32.230 | 1:14.097 | 42.214 | 35.919 |
| 4 | 2:38.836 | 1:07.248 | 42.745 | | 8 | 1:55.546 | 57.343 | 29.763 | 28.440 |

2 Jochen HAHN , IVECO / DEU

Theoretische Bestzeit: 1:54.89

| Lap | Time | S1 | S2 | S3 | Lap | Time | S1 | S2 | S3 |
|-----|-----------------|----------|--------|---------------|-----|----------|---------------|---------------|--------|
| 1 | 48.780 | | | | 8 | 1:55.125 | 57.368 | 29.674 | 28.083 |
| 2 | 3:05.350 | 1:48.851 | 44.755 | 31.744 | 9 | 1:57.350 | 58.860 | 29.948 | 28.542 |
| 3 | 1:55.484 | 57.698 | 29.554 | 28.232 | 10 | 1:56.484 | 58.708 | 29.604 | 28.172 |
| 4 | 2:28.198 | 1:16.787 | 38.953 | 32.458 | 11 | 1:56.013 | 58.160 | 29.594 | 28.259 |
| 5 | 1:55.047 | 57.501 | 29.480 | 28.066 | 12 | 1:55.716 | 57.879 | 29.456 | 28.381 |
| 6 | 2:39.343 | 1:18.601 | 34.937 | | 13 | 1:56.149 | 57.972 | 29.782 | 28.395 |
| 7 | 3:28.142 | 2:21.488 | 34.574 | 32.080 | 14 | 2:46.217 | 1:11.552 | 41.902 | |

3 Norbert KISS , MERCEDES BENZ / HUN

Theoretische Bestzeit: 1:55.46

| Lap | Time | S1 | S2 | S3 | Lap | Time | S1 | S2 | S3 |
|-----|-----------------|---------------|---------------|---------------|-----|----------|----------|--------|--------|
| 1 | 2:59.452 | | 44.221 | 38.245 | 9 | 2:24.429 | 1:23.834 | 30.605 | 29.990 |
| 2 | 2:16.301 | 1:08.999 | 33.482 | 33.820 | 10 | 1:56.887 | 58.696 | 29.769 | 28.422 |
| 3 | 2:17.776 | 1:03.910 | 38.276 | 35.590 | 11 | 1:56.457 | 58.171 | 29.977 | 28.309 |
| 4 | 2:09.375 | 1:06.507 | 31.305 | 31.563 | 12 | 1:55.743 | 57.581 | 29.906 | 28.256 |
| 5 | 2:11.499 | 1:03.978 | 32.306 | 35.215 | 13 | 1:55.820 | 57.772 | 29.773 | 28.275 |
| 6 | 1:55.898 | 57.772 | 29.798 | 28.328 | 14 | 1:56.164 | 57.839 | 29.913 | 28.412 |
| 7 | 2:22.117 | 1:11.029 | 37.496 | 33.592 | 15 | 2:44.508 | 1:07.240 | 47.037 | |
| 8 | 1:55.461 | 57.520 | 29.758 | 28.183 | | | | | |

6 Anthony JANIEC , MAN / FRA

Theoretische Bestzeit: 1:56.52

| Lap | Time | S1 | S2 | S3 | Lap | Time | S1 | S2 | S3 |
|-----|----------|----------|--------|--------|-----|-----------------|---------------|---------------|---------------|
| 1 | 2:59.517 | | 50.360 | 42.302 | 7 | 1:56.818 | 58.097 | 29.983 | 28.738 |
| 2 | 2:31.303 | 1:10.523 | 39.698 | 41.082 | 8 | 2:38.478 | 1:12.595 | 38.220 | |
| 3 | 2:34.979 | 1:24.342 | 40.409 | 30.228 | 9 | 4:08.062 | 3:04.201 | 32.454 | 31.407 |
| 4 | 1:56.872 | 58.302 | 29.925 | 28.645 | 10 | 1:56.628 | 58.130 | 29.868 | 28.630 |
| 5 | 2:44.763 | 1:15.091 | 40.527 | | 11 | 1:56.893 | 58.224 | 29.802 | 28.867 |
| 6 | 4:27.237 | 3:06.365 | 44.063 | 36.809 | 12 | 3:29.332 | 1:22.476 | 53.751 | |

11 Andre KURSIM , IVECO / DEU

Theoretische Bestzeit: 1:57.10

| Lap | Time | S1 | S2 | S3 | Lap | Time | S1 | S2 | S3 |
|-----|----------|---------------|--------|---------------|-----|-----------------|----------|---------------|--------|
| 1 | 3:05.798 | | 47.428 | 34.227 | 8 | 2:17.017 | 1:04.285 | 33.800 | |
| 2 | 2:26.795 | 1:08.475 | 39.073 | 39.247 | 9 | 5:45.689 | 4:37.641 | 35.695 | 32.353 |
| 3 | 1:57.948 | 58.979 | 30.019 | 28.950 | 10 | 2:16.757 | 59.119 | 45.078 | 32.560 |
| 4 | 2:19.510 | 1:00.107 | 41.442 | 37.961 | 11 | 1:57.216 | 58.743 | 29.769 | 28.704 |
| 5 | 2:01.196 | 59.333 | 30.941 | 30.922 | 12 | 1:58.138 | 59.044 | 29.876 | 29.218 |
| 6 | 1:57.793 | 59.273 | 29.877 | 28.643 | 13 | 3:22.681 | 1:14.554 | 53.308 | |
| 7 | 1:57.408 | 58.691 | 29.976 | 28.741 | | | | | |

14 José J.RODRIGUES , MAN / PRT

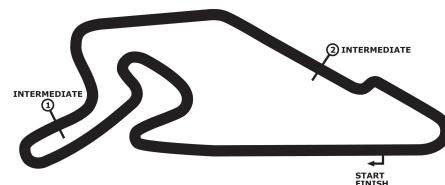
Theoretische Bestzeit: 1:56.92

| Lap | Time | S1 | S2 | S3 | Lap | Time | S1 | S2 | S3 |
|-----|----------|----------|--------|--------|-----|-----------------|---------------|---------------|---------------|
| 1 | 2:36.984 | | 39.848 | 32.850 | 8 | 2:25.198 | 1:10.942 | 43.907 | 30.349 |
| 2 | 1:59.155 | 59.836 | 30.088 | 29.231 | 9 | 1:57.947 | 59.022 | 29.895 | 29.030 |
| 3 | 1:59.002 | 59.465 | 30.355 | 29.182 | 10 | 1:57.070 | 58.475 | 30.044 | 28.551 |
| 4 | 2:41.352 | 1:32.367 | 39.858 | 29.127 | 11 | 2:16.303 | 1:11.134 | 35.736 | 29.433 |
| 5 | 2:32.161 | 1:06.333 | 34.663 | | 12 | 1:58.406 | 58.718 | 30.116 | 29.572 |
| 6 | 5:37.590 | 3:59.715 | 50.275 | 47.600 | 13 | 3:15.276 | 1:11.213 | 55.974 | |
| 7 | 1:57.605 | 59.055 | 29.991 | 28.559 | | | | | |

15 Erwin KLEINAGELVOORT , SCANIA / NLD

Theoretische Bestzeit: 1:59.45

| Lap | Time | S1 | S2 | S3 | Lap | Time | S1 | S2 | S3 |
|-----|----------|----------|--------|--------|-----|----------|---------------|--------|--------|
| 1 | 2:41.534 | | 41.756 | 32.353 | 7 | 2:00.285 | 59.727 | 30.763 | 29.795 |
| 2 | 2:01.610 | 1:00.841 | 30.490 | 30.279 | 8 | 2:13.523 | 1:05.975 | 35.665 | 31.883 |



33. INT. ADAC TRUCK GRAND PRIX

Nürburgring Sprint, length 3629 m


29. June - 01. July 2018

FIA European Truck Racing Championship

Lap Analysis free practice 1, 29.06.2018

FIA-Visa.No.: 3ETRC-DEU 22.06.2018

| Lap | Time | S1 | S2 | S3 | Lap | Time | S1 | S2 | S3 |
|-----|-----------------|----------|--------|--------|-----|----------|----------|---------------|---------------|
| 3 | 2:00.435 | 1:00.137 | 30.586 | 29.712 | 9 | 2:01.313 | 59.779 | 30.754 | 30.780 |
| 4 | 2:00.567 | 1:00.349 | 30.575 | 29.643 | 10 | 2:00.130 | 1:00.008 | 30.676 | 29.446 |
| 5 | 2:00.100 | 59.874 | 30.579 | 29.647 | 11 | 2:00.100 | 1:00.202 | 30.277 | 29.621 |
| 6 | 2:00.676 | 1:00.275 | 30.638 | 29.763 | 12 | 2:36.316 | 1:12.133 | 34.821 | |



33. INT. ADAC TRUCK GRAND PRIX

Nürburgring Sprint, length 3629 m

29. June - 01. July 2018

FIA European Truck Racing Championship

Lap Analysis free practice 1, 29.06.2018

FIA-Visa.No.: 3ETRC-DEU 22.06.2018

17 Shane BRERETON , MAN / GBR

Theoretische Bestzeit: 1:58.10

| Lap | Time | S1 | S2 | S3 | Lap | Time | S1 | S2 | S3 |
|-----|-----------------|---------------|---------------|---------------|-----|----------|----------|--------|--------|
| 1 | 2:38.688 | | 39.763 | 33.433 | 8 | 2:14.634 | 1:00.366 | 30.768 | |
| 2 | 2:02.566 | 1:01.015 | 31.349 | 30.202 | 9 | 4:25.600 | 3:25.088 | 30.435 | 30.077 |
| 3 | 1:58.918 | 59.503 | 29.949 | 29.466 | 10 | 1:59.773 | 59.794 | 30.246 | 29.733 |
| 4 | 2:15.869 | 59.878 | 30.102 | | 11 | 1:58.793 | 59.490 | 30.042 | 29.261 |
| 5 | 3:43.831 | 2:37.130 | 34.435 | 32.266 | 12 | 2:00.088 | 59.778 | 30.289 | 30.021 |
| 6 | 1:58.315 | 58.892 | 30.163 | 29.260 | 13 | 1:59.552 | 59.734 | 30.313 | 29.505 |
| 7 | 2:16.030 | 1:00.215 | 41.540 | 34.275 | | | | | |

20 Teo CALVET , MAN / FRA

Theoretische Bestzeit: 1:59.61

| Lap | Time | S1 | S2 | S3 | Lap | Time | S1 | S2 | S3 |
|-----|----------|----------|--------|--------|-----|-----------------|---------------|---------------|---------------|
| 1 | 3:08.992 | | 46.841 | 36.172 | 8 | 4:23.381 | 3:22.275 | 30.996 | 30.110 |
| 2 | 2:26.838 | 1:06.623 | 41.045 | 39.170 | 9 | 2:01.346 | 1:00.256 | 30.806 | 30.284 |
| 3 | 2:06.222 | 1:02.666 | 31.368 | 32.188 | 10 | 2:00.141 | 1:00.144 | 30.568 | 29.429 |
| 4 | 2:17.590 | 1:05.302 | 35.454 | 36.834 | 11 | 2:00.772 | 1:00.095 | 30.550 | 30.127 |
| 5 | 2:02.728 | 1:01.152 | 31.080 | 30.496 | 12 | 2:22.902 | 1:15.891 | 36.750 | 30.261 |
| 6 | 2:02.506 | 1:00.463 | 32.098 | 29.945 | 13 | 1:59.955 | 59.640 | 30.618 | 29.697 |
| 7 | 2:38.192 | 1:11.309 | 40.329 | | 14 | 3:02.566 | 1:21.223 | 43.665 | |

21 Thomas ROBINEAU , MAN / FRA

Theoretische Bestzeit: 1:57.88

| Lap | Time | S1 | S2 | S3 | Lap | Time | S1 | S2 | S3 |
|-----|----------|----------|--------|--------|-----|-----------------|---------------|---------------|---------------|
| 1 | 3:28.933 | | 54.021 | 39.524 | 7 | 1:58.227 | 59.063 | 29.881 | 29.283 |
| 2 | 2:05.007 | 1:00.485 | 30.855 | 33.667 | 8 | 2:34.369 | 1:02.426 | 41.637 | |
| 3 | 2:00.731 | 1:00.535 | 30.564 | 29.632 | 9 | 3:17.602 | 2:05.603 | 31.702 | |
| 4 | 1:59.703 | 59.337 | 30.827 | 29.539 | 10 | 3:19.898 | 2:20.249 | 30.712 | 28.937 |
| 5 | 2:33.331 | 1:05.457 | 38.711 | | 11 | 1:58.705 | 59.167 | 29.952 | 29.586 |
| 6 | 3:16.026 | 2:15.879 | 30.073 | 30.074 | 12 | 2:23.250 | 59.875 | 35.748 | |

22 Oliver JANES , FREIGHTLINER / GBR

Theoretische Bestzeit: 1:59.03

| Lap | Time | S1 | S2 | S3 | Lap | Time | S1 | S2 | S3 |
|-----|----------|---------------|--------|--------|-----|-----------------|----------|---------------|---------------|
| 1 | 2:54.263 | | 46.593 | 34.140 | 8 | 1:59.586 | 59.675 | 30.127 | 29.784 |
| 2 | 2:00.987 | 1:00.628 | 30.635 | 29.724 | 9 | 2:08.502 | 1:02.041 | 34.822 | 31.639 |
| 3 | 2:00.748 | 1:00.092 | 30.701 | 29.955 | 10 | 2:01.318 | 59.937 | 30.476 | 30.905 |
| 4 | 2:00.220 | 1:00.219 | 30.422 | 29.579 | 11 | 1:59.807 | 1:00.084 | 30.197 | 29.526 |
| 5 | 1:59.956 | 59.640 | 30.450 | 29.866 | 12 | 1:59.705 | 59.639 | 30.353 | 29.713 |
| 6 | 2:19.894 | 59.378 | 32.685 | | 13 | 2:30.195 | 59.480 | 37.507 | |
| 7 | 5:18.672 | 4:14.038 | 33.780 | 30.854 | | | | | |

23 Antonio ALBACETE , MAN / ESP

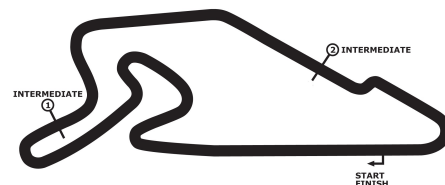
Theoretische Bestzeit: 1:55.28

| Lap | Time | S1 | S2 | S3 | Lap | Time | S1 | S2 | S3 |
|-----|----------|----------|--------|---------------|-----|-----------------|---------------|---------------|--------|
| 1 | 2:34.792 | | 40.138 | 32.686 | 7 | 3:07.677 | 1:25.102 | 50.901 | 51.674 |
| 2 | 1:56.562 | 58.421 | 29.892 | 28.249 | 8 | 2:40.687 | 1:25.161 | 41.064 | 34.462 |
| 3 | 2:46.745 | 1:14.391 | 52.789 | 39.565 | 9 | 1:55.355 | 57.619 | 29.619 | 28.117 |
| 4 | 1:56.053 | 57.747 | 29.973 | 28.333 | 10 | 2:44.368 | 1:18.444 | 51.245 | 34.679 |
| 5 | 3:11.630 | 1:28.393 | 57.726 | 45.511 | 11 | 1:55.534 | 57.639 | 29.591 | 28.304 |
| 6 | 1:55.487 | 57.676 | 29.733 | 28.078 | 12 | 2:51.514 | 1:19.737 | 41.936 | |

24 Steffen FAAS , MERCEDES BENZ / DEU

Theoretische Bestzeit: 1:58.15

| Lap | Time | S1 | S2 | S3 | Lap | Time | S1 | S2 | S3 |
|-----|-----------------|----------|---------------|--------|-----|----------|---------------|--------|---------------|
| 1 | 3:09.730 | | 46.765 | 36.027 | 8 | 2:23.111 | 1:08.843 | 34.246 | |
| 2 | 2:14.580 | 1:06.772 | 35.958 | 31.850 | 9 | 4:24.799 | 3:21.742 | 33.713 | 29.344 |
| 3 | 2:10.575 | 1:00.202 | 33.938 | 36.435 | 10 | 1:58.282 | 58.980 | 30.208 | 29.094 |
| 4 | 2:09.452 | 1:05.942 | 30.997 | 32.513 | 11 | 1:58.776 | 59.175 | 30.279 | 29.322 |
| 5 | 2:01.077 | 1:01.223 | 30.527 | 29.327 | 12 | 2:23.121 | 1:22.181 | 30.755 | 30.185 |
| 6 | 1:59.026 | 59.302 | 30.593 | 29.131 | 13 | 2:26.288 | 1:06.177 | 33.291 | |
| 7 | 1:58.277 | 59.002 | 30.081 | 29.194 | | | | | |



33. INT. ADAC TRUCK GRAND PRIX

Nürburgring Sprint, length 3629 m

29. June - 01. July 2018

FIA European Truck Racing Championship

Lap Analysis free practice 1, 29.06.2018

FIA-Visa.No.: 3ETRC-DEU 22.06.2018

27 Gerhard KÖRBER , IVECO / DEU

Theoretische Bestzeit: 1:56.65

| Lap | Time | S1 | S2 | S3 | Lap | Time | S1 | S2 | S3 |
|-----|-----------------|---------------|--------|---------------|-----|----------|----------|---------------|--------|
| 1 | 3:26.615 | | 53.870 | 38.496 | 8 | 5:55.311 | 4:44.307 | 38.821 | 32.183 |
| 2 | 1:58.354 | 58.847 | 30.267 | 29.240 | 9 | 1:57.353 | 58.217 | 29.921 | 29.215 |
| 3 | 2:27.153 | 1:17.627 | 40.681 | 28.845 | 10 | 1:57.041 | 58.346 | 29.791 | 28.904 |
| 4 | 1:56.771 | 58.132 | 29.880 | 28.759 | 11 | 2:15.303 | 1:07.059 | 36.423 | 31.821 |
| 5 | 2:38.024 | 1:14.693 | 46.726 | 36.605 | 12 | 1:57.107 | 58.211 | 30.022 | 28.874 |
| 6 | 1:57.144 | 58.452 | 29.956 | 28.736 | 13 | 2:39.200 | 1:09.898 | 43.456 | |
| 7 | 2:37.379 | 1:12.387 | 42.758 | | | | | | |

30 Sascha LENZ , MAN / DEU

Theoretische Bestzeit: 1:55.80

| Lap | Time | S1 | S2 | S3 | Lap | Time | S1 | S2 | S3 |
|-----|----------|---------------|----------|--------|-----|-----------------|----------|---------------|---------------|
| 1 | 4:02.557 | | 1:01.149 | 47.968 | 7 | 2:38.856 | 1:18.691 | 46.293 | 33.872 |
| 2 | 2:21.355 | 1:13.067 | 37.076 | 31.212 | 8 | 1:55.990 | 58.038 | 29.721 | 28.231 |
| 3 | 1:56.672 | 58.258 | 29.812 | 28.602 | 9 | 1:57.686 | 58.365 | 29.670 | 29.651 |
| 4 | 1:56.167 | 57.901 | 29.745 | 28.521 | 10 | 2:05.869 | 58.245 | 32.847 | 34.777 |
| 5 | 1:57.590 | 58.069 | 29.687 | 29.834 | 11 | 2:22.605 | 58.613 | 30.511 | |
| 6 | 1:59.328 | 58.126 | 29.846 | 31.356 | | | | | |

32 Luis RECUENCO , MAN / ESP

Theoretische Bestzeit: 1:57.17

| Lap | Time | S1 | S2 | S3 | Lap | Time | S1 | S2 | S3 |
|-----|----------|---------------|--------|--------|-----|-----------------|----------|---------------|---------------|
| 1 | 2:36.237 | | 39.848 | 33.631 | 9 | 1:58.326 | 58.997 | 30.191 | 29.138 |
| 2 | 2:02.727 | 1:02.218 | 31.113 | 29.396 | 10 | 2:17.772 | 1:03.990 | 39.603 | 34.179 |
| 3 | 1:58.572 | 59.295 | 30.350 | 28.927 | 11 | 1:57.513 | 58.892 | 30.050 | 28.571 |
| 4 | 1:58.971 | 59.328 | 30.367 | 29.276 | 12 | 1:57.980 | 59.013 | 30.101 | 28.866 |
| 5 | 1:57.556 | 58.610 | 30.093 | 28.853 | 13 | 1:58.354 | 58.956 | 30.461 | 28.937 |
| 6 | 2:18.414 | 1:00.819 | 41.381 | 36.214 | 14 | 2:12.953 | 59.017 | 30.440 | |
| 7 | 2:18.046 | 1:13.505 | 34.682 | 29.859 | 15 | 4:28.942 | 2:43.975 | 44.214 | |
| 8 | 1:57.692 | 58.558 | 30.133 | 29.001 | | | | | |

37 Terry GIBBON , MAN / GBR

Theoretische Bestzeit:

| Lap | Time | S1 | S2 | S3 | Lap | Time | S1 | S2 | S3 |
|-----|----------|----------|---------------|----|-----|----------|---------------|--------|----|
| 1 | 2:59.417 | | 43.984 | | 7 | 3:20.645 | 2:20.586 | 30.621 | |
| 2 | 2:03.971 | 1:02.760 | 31.491 | | 8 | 2:15.238 | 59.297 | 30.402 | |
| 3 | 2:01.762 | 1:01.131 | 31.040 | | 9 | 2:37.238 | 1:37.213 | 30.346 | |
| 4 | 2:01.610 | 1:00.944 | 30.500 | | 10 | 2:00.818 | 59.696 | 30.443 | |
| 5 | 1:59.324 | 59.971 | 30.334 | | 11 | 1:59.563 | 59.949 | 30.350 | |
| 6 | 2:16.496 | 1:00.919 | 31.480 | | 12 | 2:19.298 | 1:00.928 | 36.957 | |

38 Eduardo E.RODRIGUES , MAN / PRT

Theoretische Bestzeit: 2:00.25

| Lap | Time | S1 | S2 | S3 | Lap | Time | S1 | S2 | S3 |
|-----|----------|----------|--------|--------|-----|-----------------|-----------------|---------------|---------------|
| 1 | 3:31.416 | | 48.352 | 38.838 | 6 | 2:39.798 | 1:10.563 | 41.224 | |
| 2 | 2:04.924 | 1:01.563 | 30.609 | 32.752 | 7 | 3:49.173 | 2:48.171 | 30.976 | 30.026 |
| 3 | 2:04.704 | 1:03.004 | 31.158 | 30.542 | 8 | 2:01.043 | 1:01.273 | 30.543 | 29.227 |
| 4 | 2:02.754 | 1:01.483 | 30.719 | 30.552 | 9 | 2:00.691 | 1:00.661 | 30.370 | 29.660 |
| 5 | 2:01.111 | 1:01.057 | 30.573 | 29.481 | 10 | 3:02.187 | 1:13.272 | 48.026 | |

44 Stephanie HALM , IVECO / DEU

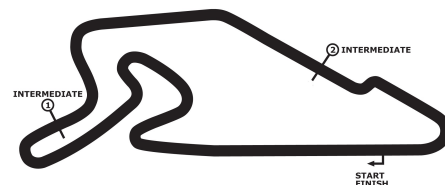
Theoretische Bestzeit: 1:56.98

| Lap | Time | S1 | S2 | S3 | Lap | Time | S1 | S2 | S3 |
|-----|----------|----------|---------------|---------------|-----|-----------------|---------------|--------|--------|
| 1 | 3:56.478 | | 1:14.911 | 38.190 | 6 | 5:57.353 | 4:53.061 | 34.827 | 29.465 |
| 2 | 1:57.535 | 58.777 | 29.937 | 28.821 | 7 | 1:57.023 | 58.229 | 29.971 | 28.823 |
| 3 | 1:57.469 | 58.679 | 29.933 | 28.857 | 8 | 2:17.323 | 1:04.164 | 33.384 | |
| 4 | 2:23.210 | 1:17.908 | 36.151 | 29.151 | 9 | 4:04.139 | 3:03.719 | 31.461 | 28.959 |
| 5 | 2:19.302 | 58.547 | 29.932 | | 10 | 2:20.788 | 1:03.636 | 31.928 | |

77 Rene REINERT , MAN / DEU

Theoretische Bestzeit: 1:55.57

| Lap | Time | S1 | S2 | S3 | Lap | Time | S1 | S2 | S3 |
|-----|----------|----------|--------|--------|-----|-----------------|----------|--------|---------------|
| 1 | 3:04.613 | | 46.677 | 34.765 | 9 | 2:38.584 | 1:07.942 | 43.987 | |
| 2 | 2:25.428 | 1:08.832 | 38.995 | 37.601 | 10 | 2:48.496 | 1:41.139 | 36.553 | 30.804 |
| 3 | 2:09.040 | 58.603 | 37.466 | 32.971 | 11 | 1:55.616 | 57.882 | 29.768 | 27.966 |
| 4 | 1:55.862 | 57.970 | 29.816 | 28.076 | 12 | 2:11.457 | 1:06.663 | 34.277 | 30.517 |



33. INT. ADAC TRUCK GRAND PRIX

Nürburgring Sprint, length 3629 m

29. June - 01. July 2018

FIA European Truck Racing Championship

Lap Analysis free practice 1, 29.06.2018

FIA-Visa.No.: 3ETRC-DEU 22.06.2018

| Lap | Time | S1 | S2 | S3 | Lap | Time | S1 | S2 | S3 |
|-----|----------|----------|---------------|--------|-----|----------|---------------|--------|--------|
| 5 | 2:35.407 | 1:14.728 | 49.149 | 31.530 | 13 | 1:56.013 | 57.854 | 29.762 | 28.397 |
| 6 | 1:56.167 | 58.036 | 29.952 | 28.179 | 14 | 2:04.579 | 58.205 | 29.866 | 36.508 |
| 7 | 2:16.675 | 1:11.233 | 34.713 | 30.729 | 15 | 2:57.792 | 1:24.482 | 41.971 | |
| 8 | 1:55.639 | 57.900 | 29.751 | 27.988 | | | | | |