

33. INT. ADAC TRUCK GRAND PRIX

Nürburgring Sprint, length 3629 m

29. June - 01. July 2018

FIA European Truck Racing Championship

Lap Analysis free practice 2, 29.06.2018

FIA-Visa.No.: 3ETRC-DEU 22.06.2018

1 Adam LACKO , FREIGHTLINER / CZE

Theoretische Bestzeit: 1:55.86

Lap	Time	S1	S2	S3	Lap	Time	S1	S2	S3
1	2:57.253		36.168	32.108	6	2:47.841	1:26.592	46.785	34.464
2	1:55.966	57.581	29.744	28.641	7	1:56.373	57.821	29.706	28.846
3	2:22.681	1:08.301	41.370	33.010	8	2:31.568	1:12.815	44.115	34.638
4	1:56.315	57.830	29.903	28.582	9	1:56.193	57.794	29.786	28.613
5	9:11.875	1:10.623	35.938		10	2:38.584	1:10.855	39.036	

2 Jochen HAHN , IVECO / DEU

Theoretische Bestzeit: 1:54.54

Lap	Time	S1	S2	S3	Lap	Time	S1	S2	S3
1	3:02.143		36.783	34.181	6	2:36.205	1:15.469	36.449	
2	1:54.541	57.088	29.505	27.948	7	3:17.697	2:08.750	37.981	30.966
3	2:38.452	1:15.023	39.353		8	1:55.050	57.235	29.634	28.181
4	3:34.731	2:24.277	37.008	33.446	9	2:50.469	1:18.939	40.246	
5	1:55.087	57.555	29.511	28.021					

3 Norbert KISS , MERCEDES BENZ / HUN

Theoretische Bestzeit: 1:55.05

Lap	Time	S1	S2	S3	Lap	Time	S1	S2	S3
1	2:26.021		33.364	31.971	6	2:43.170	1:15.869	49.824	37.477
2	1:55.378	57.397	29.743	28.238	7	1:55.521	57.552	29.739	28.230
3	2:23.862	1:07.865	37.147	38.850	8	2:06.679	57.698	32.931	36.050
4	2:38.332	1:18.454	38.836	41.042	9	1:55.804	57.721	29.873	28.210
5	1:55.052	57.198	29.668	28.186	10	1:56.465	57.644	29.805	29.016

6 Anthony JANIEC , MAN / FRA

Theoretische Bestzeit: 1:56.40

Lap	Time	S1	S2	S3	Lap	Time	S1	S2	S3
1	3:12.077		39.468	38.697	7	3:57.626	2:53.394	31.252	32.980
2	1:56.927	58.205	29.970	28.752	8	2:20.904	1:06.345	40.202	34.357
3	2:48.173	1:15.323	46.076		9	1:57.062	58.557	29.791	28.714
4	6:19.410	4:58.457	41.896	39.057	10	1:56.674	58.333	29.934	28.407
5	1:57.379	58.790	29.808	28.781	11	2:17.214	58.716	32.801	45.697
6	2:41.504	58.405	49.502		12	3:21.198	1:26.283	45.298	

11 Andre KURSIM , IVECO / DEU

Theoretische Bestzeit: 1:57.17

Lap	Time	S1	S2	S3	Lap	Time	S1	S2	S3
1	2:27.386		34.809	30.294	9	4:32.373	3:26.430	35.892	30.051
2	1:57.489	58.843	29.780	28.866	10	1:57.675	58.821	29.808	29.046
3	1:57.392	58.735	29.872	28.785	11	1:57.793	58.790	29.997	29.006
4	1:57.522	58.886	29.827	28.809	12	2:13.809	1:07.342	35.040	31.427
5	1:57.909	58.699	29.835	29.375	13	1:57.576	58.610	29.930	29.036
6	2:24.285	1:09.810	42.498	31.977	14	1:57.479	58.736	29.934	28.809
7	1:57.445	58.686	29.868	28.891	15	2:45.064	1:10.049	44.032	
8	2:18.475	1:07.208	33.150						

14 José J.RODRIGUES , MAN / PRT

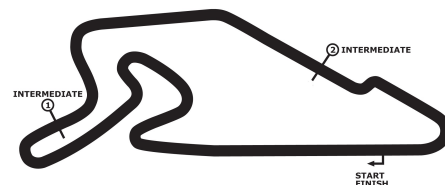
Theoretische Bestzeit: 1:56.85

Lap	Time	S1	S2	S3	Lap	Time	S1	S2	S3
1	2:28.917		34.584	30.048	8	2:06.748	59.302	34.984	32.462
2	1:57.278	58.703	30.015	28.560	9	2:15.773	59.556	32.658	
3	1:57.275	58.283	30.091	28.901	10	5:48.055	4:38.813	36.141	33.101
4	1:57.367	58.526	30.035	28.806	11	2:23.899	1:02.615	33.926	
5	2:22.493	1:00.536	48.405	33.552	12	3:59.124	2:59.010	30.781	29.333
6	2:29.736	1:03.196	52.104	34.436	13	2:43.156	1:00.908	39.516	
7	2:04.367	1:01.628	32.156	30.583					

15 Erwin KLEINAGELVOORT , SCANIA / NLD

Theoretische Bestzeit: 2:00.16

Lap	Time	S1	S2	S3	Lap	Time	S1	S2	S3
1	3:33.662		42.122	39.280	7	2:02.579	1:00.326	30.718	31.535
2	2:02.354	1:00.553	31.626	30.175	8	2:01.482	1:00.713	30.713	30.056
3	2:01.260	1:00.648	30.743	29.869	9	2:15.772	1:07.498	35.163	33.111
4	2:01.165	1:00.425	30.666	30.074	10	2:00.680	59.943	30.484	30.253
5	2:00.831	1:00.300	30.722	29.809	11	2:01.320	1:00.610	30.973	29.737



33. INT. ADAC TRUCK GRAND PRIX

Nürburgring Sprint, length 3629 m

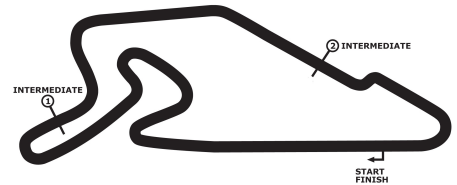
29. June - 01. July 2018

FIA European Truck Racing Championship

Lap Analysis free practice 2, 29.06.2018

FIA-Visa.No.: 3ETRC-DEU 22.06.2018

Lap	Time	S1	S2	S3	Lap	Time	S1	S2	S3
6	2:02.177	1:01.495	30.883	29.799	12	2:51.897	1:14.106	40.651	



33. INT. ADAC TRUCK GRAND PRIX

Nürburgring Sprint, length 3629 m

29. June - 01. July 2018

FIA European Truck Racing Championship

Lap Analysis free practice 2, 29.06.2018

FIA-Visa.No.: 3ETRC-DEU 22.06.2018

17 Shane BRERETON , MAN / GBR

Theoretische Bestzeit: 1:58.27

Lap	Time	S1	S2	S3	Lap	Time	S1	S2	S3
1	3:07.035		34.969	34.695	8	1:59.731	59.263	30.262	30.206
2	1:59.304	59.738	30.209	29.357	9	2:09.014	1:08.928	30.240	29.846
3	2:32.331	1:14.973	46.920	30.438	10	1:59.995	1:00.086	30.368	29.541
4	2:01.622	59.814	30.291	31.517	11	2:45.451	1:17.656	54.467	33.328
5	1:59.433	59.570	30.114	29.749	12	1:59.276	59.434	30.281	29.561
6	1:58.270	58.932	30.051	29.287	13	1:59.517	59.679	30.384	29.544
7	2:04.952	1:00.268	32.584	32.100	14	2:18.728	1:00.284	31.052	

20 Teo CALVET , MAN / FRA

Theoretische Bestzeit: 1:59.15

Lap	Time	S1	S2	S3	Lap	Time	S1	S2	S3
1	3:26.059		40.377	38.697	8	2:01.057	1:00.127	30.688	30.242
2	2:31.694	1:13.313	40.019	38.362	9	2:51.231	1:16.795	41.607	
3	2:10.478	1:05.876	33.180	31.422	10	4:31.669	3:09.193	46.921	35.555
4	2:08.750	1:02.472	35.146	31.132	11	1:59.932	1:00.020	30.267	29.645
5	2:01.115	1:00.215	30.927	29.973	12	1:59.339	59.683	30.249	29.407
6	1:59.894	59.503	30.754	29.637	13	2:32.530	1:15.734	38.676	38.120
7	2:00.348	1:00.066	30.460	29.822	14	3:12.931	1:25.111	45.843	

21 Thomas ROBINEAU , MAN / FRA

Theoretische Bestzeit: 1:57.76

Lap	Time	S1	S2	S3	Lap	Time	S1	S2	S3
1	2:05.883		30.484	29.567	8	2:35.845	1:08.275	42.133	
2	1:59.141	59.506	30.296	29.339	9	4:39.848	3:40.003	30.150	29.695
3	2:17.916	59.723	30.361		10	2:07.231	1:01.810	33.812	31.609
4	3:44.718	2:44.273	30.292	30.153	11	1:59.535	59.767	30.182	29.586
5	1:58.024	58.873	29.883	29.268	12	1:59.378	59.932	30.135	29.311
6	1:58.512	58.813	30.126	29.573	13	2:30.689	1:06.166	39.302	
7	1:57.936	58.980	29.880	29.076					

22 Oliver JANES , FREIGHTLINER / GBR

Theoretische Bestzeit: 1:58.65

Lap	Time	S1	S2	S3	Lap	Time	S1	S2	S3
1	3:30.708		41.124	39.533	9	1:59.651	59.772	30.412	29.467
2	1:59.563	59.666	30.531	29.366	10	1:59.862	59.909	30.580	29.373
3	1:59.270	59.412	30.351	29.507	11	2:27.827	1:13.915	39.106	34.806
4	2:46.193	1:15.339	55.058	35.796	12	1:59.964	1:00.546	30.480	28.938
5	2:19.014	1:00.115	46.159	32.740	13	2:02.146	59.961	31.662	30.523
6	2:07.730	59.591	33.862	34.277	14	2:00.677	59.361	30.354	30.962
7	1:59.485	59.586	30.643	29.256	15	3:00.870	1:19.250	47.469	
8	1:59.437	59.746	30.355	29.336					

23 Antonio ALBACETE , MAN / ESP

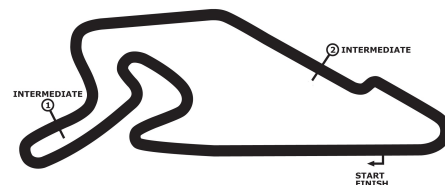
Theoretische Bestzeit: 1:55.73

Lap	Time	S1	S2	S3	Lap	Time	S1	S2	S3
1	2:21.042		33.239	32.601	8	1:55.972	58.129	29.742	28.101
2	2:13.732	1:10.593	31.573	31.566	9	3:06.248	1:25.620	1:02.150	38.478
3	2:05.754	1:03.334	31.235	31.185	10	1:56.109	58.221	29.807	28.081
4	2:03.969	1:02.835	31.123	30.011	11	3:15.541	1:28.950	59.286	47.305
5	2:05.296	1:02.402	33.000	29.894	12	2:32.564	1:11.073	48.629	32.862
6	2:21.951	1:09.179	38.902	33.870	13	1:55.779	57.911	29.764	28.104
7	2:24.124	1:06.946	45.198	31.980	14	2:51.214	1:20.510	43.437	

24 Steffen FAAS , MERCEDES BENZ / DEU

Theoretische Bestzeit: 1:58.19

Lap	Time	S1	S2	S3	Lap	Time	S1	S2	S3
1	3:48.054		42.588	37.068	8	1:59.931	1:00.314	30.176	29.441
2	2:00.976	1:00.569	30.484	29.923	9	2:00.001	59.925	30.564	29.512
3	1:59.377	59.920	30.144	29.313	10	1:59.091	58.958	30.235	29.898
4	1:59.832	59.660	30.841	29.331	11	2:23.118	1:06.085	30.935	
5	2:19.827	1:20.411	30.234	29.182	12	3:56.819	2:56.475	30.869	29.475
6	1:58.652	58.871	30.252	29.529	13	2:01.165	59.346	30.304	31.515
7	1:59.043	59.204	30.415	29.424	14	2:34.786	1:10.512	38.546	



33. INT. ADAC TRUCK GRAND PRIX

Nürburgring Sprint, length 3629 m

29. June - 01. July 2018

FIA European Truck Racing Championship

Lap Analysis free practice 2, 29.06.2018

FIA-Visa.No.: 3ETRC-DEU 22.06.2018

27 Gerhard KÖRBER , IVECO / DEU

Theoretische Bestzeit: 1:56.43

Lap	Time	S1	S2	S3	Lap	Time	S1	S2	S3
1	3:06.375		42.037	37.798	7	4:33.378	3:21.119	41.344	30.915
2	1:57.483	58.823	29.911	28.749	8	1:56.709	58.113	29.865	28.731
3	2:32.593	1:16.668	45.461	30.464	9	2:43.641	1:17.443	51.788	34.410
4	2:28.829	1:04.246	49.247	35.336	10	1:56.492	58.166	29.798	28.528
5	1:57.039	58.344	30.006	28.689	11	2:51.131	1:14.515	46.430	
6	2:43.535	1:24.858	38.489						

30 Sascha LENZ , MAN / DEU

Theoretische Bestzeit: 1:55.97

Lap	Time	S1	S2	S3	Lap	Time	S1	S2	S3
1	3:37.575		41.590	38.974	7	1:56.398	58.180	29.621	28.597
2	1:56.337	58.096	29.671	28.570	8	1:57.574	58.590	29.688	29.296
3	1:56.244	58.108	29.702	28.434	9	1:56.364	58.262	29.757	28.345
4	1:56.037	58.082	29.659	28.296	10	1:58.206	58.056	29.687	30.463
5	2:26.802	1:01.285	38.459		11	2:19.697	58.362	35.733	
6	3:13.330	2:10.395	33.278	29.657					

32 Luis RECUENCO , MAN / ESP

Theoretische Bestzeit: 1:57.81

Lap	Time	S1	S2	S3	Lap	Time	S1	S2	S3
1	2:28.445		34.452	32.371	9	1:58.586	59.324	30.418	28.844
2	2:03.239	1:01.463	31.611	30.165	10	2:36.233	1:08.480	42.054	
3	1:59.071	59.401	30.344	29.326	11	4:25.460	3:18.670	36.284	30.506
4	1:58.144	58.829	30.336	28.979	12	2:26.898	1:26.179	31.533	29.186
5	1:58.206	58.924	30.267	29.015	13	1:58.997	59.377	30.734	28.886
6	1:58.562	59.293	30.554	28.715	14	2:01.624	59.392	30.526	31.706
7	1:58.297	59.100	30.439	28.758	15	3:00.361	1:11.710	37.744	
8	1:59.014	59.468	30.351	29.195					

37 Terry GIBBON , MAN / GBR

Theoretische Bestzeit: 1:59.05

Lap	Time	S1	S2	S3	Lap	Time	S1	S2	S3
1	3:15.488		39.302		8	2:00.182	1:00.554	30.230	29.398
2	2:00.278	1:00.071	30.284		9	2:14.761	1:00.512	30.871	
3	2:01.518	1:01.169	30.524		10	3:21.941	2:21.439	31.074	29.428
4	1:59.426	59.671	30.330		11	2:00.393	1:00.232	30.604	29.557
5	2:01.084	1:00.926	30.295		12	2:03.731	1:00.500	33.596	29.635
6	2:14.501	59.513	31.508		13	2:20.616	59.937	33.961	
7	3:13.370	2:13.823	30.139	29.408					

38 Eduardo E.RODRIGUES , MAN / PRT

Theoretische Bestzeit: 2:00.23

Lap	Time	S1	S2	S3	Lap	Time	S1	S2	S3
1	3:18.778		38.695	39.018	7	2:30.958	1:05.764	42.223	
2	2:01.559	1:01.215	30.515	29.829	8	5:37.831	4:23.519	44.338	29.974
3	2:02.555	1:01.362	30.810	30.383	9	2:00.821	1:00.431	30.867	29.524
4	2:25.853	1:06.736	37.452		10	2:01.221	1:00.867	30.277	30.077
5	5:19.765	4:18.721	30.674	30.370	11	2:00.929	1:00.773	30.537	29.619
6	2:02.296	1:01.851	30.655	29.790	12	2:53.447	1:14.819	47.434	

44 Stephanie HALM , IVECO / DEU

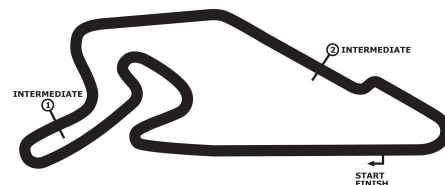
Theoretische Bestzeit: 1:56.58

Lap	Time	S1	S2	S3	Lap	Time	S1	S2	S3
1	3:04.330		37.139	35.112	7	1:56.992	58.573	29.758	28.661
2	1:56.733	58.167	29.843	28.723	8	1:57.256	58.587	29.893	28.776
3	2:26.443	1:13.351	39.013	34.079	9	2:12.717	1:02.731	37.551	32.435
4	2:01.352	59.272	33.085	28.995	10	2:05.490	58.734	37.653	29.103
5	2:19.678	58.617	35.344		11	1:57.019	58.479	29.875	28.665
6	5:16.147	4:09.168	38.010	28.969	12	2:55.379	1:13.345	39.672	

77 Rene REINERT , MAN / DEU

Theoretische Bestzeit: 1:55.33

Lap	Time	S1	S2	S3	Lap	Time	S1	S2	S3
1	3:44.535		42.557	35.752	6	2:05.089	57.666	33.753	33.670
2	1:56.071	58.148	29.898	28.025	7	2:21.152	1:01.542	44.439	35.171



33. INT. ADAC TRUCK GRAND PRIX

Nürburgring Sprint, length 3629 m

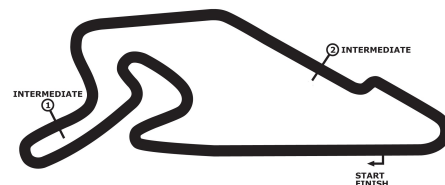
29. June - 01. July 2018

FIA European Truck Racing Championship

Lap Analysis free practice 2, 29.06.2018

FIA-Visa.No.: 3ETRC-DEU 22.06.2018

Lap	Time	S1	S2	S3	Lap	Time	S1	S2	S3
3	2:32.981	1:15.683	40.779	36.519	8	2:14.152	59.318	40.517	34.317
4	1:55.675	57.893	29.645	28.137	9	1:56.384	58.119	29.747	28.518
5	2:40.627	1:21.948	45.639	33.040					



33. INT. ADAC TRUCK GRAND PRIX

Nürburgring Sprint, length 3629 m

29. June - 01. July 2018

FIA European Truck Racing Championship

Lap Analysis free practice 2, 29.06.2018

FIA-Visa.No.: 3ETRC-DEU 22.06.2018

88 Ryan SMITH , MAN / GBR

Theoretische Bestzeit: 1:56.22

Lap	Time	S1	S2	S3	Lap	Time	S1	S2	S3
1	4:00.023		32.537	28.605	8	3:33.466	2:34.317	30.222	28.927
2	1:56.584	58.182	29.761	28.641	9	1:56.329	57.892	29.732	28.705
3	1:57.132	58.477	29.916	28.739	10	1:57.047	58.264	29.784	28.999
4	1:56.887	58.313	29.944	28.630	11	2:12.509	1:02.762	39.748	29.999
5	1:57.627	58.684	29.858	29.085	12	2:14.615	1:00.347	34.695	39.573
6	2:01.347	58.485	29.813	33.049	13	3:13.860	1:25.039	43.721	
7	2:25.510	1:01.186	31.616						

91 Frantisek VOJTISEK , MAN / CZE

Theoretische Bestzeit: 2:00.32

Lap	Time	S1	S2	S3	Lap	Time	S1	S2	S3
1	3:45.924		41.980	36.315	7	2:01.441	1:00.457	31.430	29.554
2	2:19.709	1:04.025	33.370		8	2:28.189	1:04.041	37.184	
3	3:45.120	2:44.157	30.749	30.214	9	8:33.261	7:32.762	30.838	29.661
4	2:01.645	1:00.753	31.044	29.848	10	2:00.656	1:00.578	30.501	29.577
5	2:01.400	1:00.868	30.706	29.826	11	2:45.939	1:12.225	40.293	
6	2:00.473	1:00.361	30.648	29.465					