

BUDAPEST TRUCK GRAND PRIX

Hungaroring, length 4381 m

FIA European Truck Racing Championship

Lap Analysis Championship Race 1, 16.06.2018

FIA-Visa.No.: 2ETRC-HUN14.06.2018

1 Adam LACKO , FREIGHTLINER / CZE

Theoretische Bestzeit: 2:19.64

Lap	Time	S1	S2	S3	Lap	Time	S1	S2	S3
1	2:23.010	53.096	51.297	38.617	7	2:25.200	51.185	53.331	40.684
2	2:25.050	49.731	54.307	41.012	8	2:25.538	52.041	53.468	40.029
3	2:26.297	50.357	55.691	40.249	9	2:26.384	51.610	54.731	40.043
4	2:24.122	51.327	52.892	39.903	10	2:25.024	51.548	53.391	40.085
5	2:24.192	51.394	52.769	40.029	11	2:25.716	51.421	53.897	40.398
6	2:24.341	51.174	53.162	40.005					

2 Jochen HAHN , IVECO / DEU

Theoretische Bestzeit: 2:18.93

Lap	Time	S1	S2	S3	Lap	Time	S1	S2	S3
1	2:23.396	53.610	51.127	38.659	7	2:20.507	49.845	51.866	38.796
2	2:20.438	49.736	52.378	38.324	8	2:20.930	50.091	51.964	38.875
3	2:19.273	49.524	51.465	38.284	9	2:21.013	50.205	52.079	38.729
4	2:19.684	49.649	51.519	38.516	10	2:21.195	49.978	52.416	38.801
5	2:20.351	49.972	51.785	38.594	11	2:22.269	50.164	52.586	39.519
6	2:20.578	49.916	52.129	38.533					

3 Norbert KISS , MERCEDES BENZ / HUN

Theoretische Bestzeit: 2:19.58

Lap	Time	S1	S2	S3	Lap	Time	S1	S2	S3
1	2:23.934	53.944	51.310	38.680	7	2:20.696	50.253	51.575	38.868
2	2:21.068	49.757	52.790	38.521	8	2:21.750	50.218	51.673	39.859
3	2:19.942	49.923	51.358	38.661	9	2:21.220	50.440	51.808	39.972
4	2:20.397	50.035	51.593	38.769	10	2:20.969	50.180	51.850	38.939
5	2:20.444	50.221	51.482	38.741	11	2:21.328	50.058	51.939	39.331
6	2:20.337	50.170	51.417	38.750					

7 Jamie ANDERSON , MAN / GBR

Theoretische Bestzeit: 2:22.69

Lap	Time	S1	S2	S3	Lap	Time	S1	S2	S3
1	2:30.790	56.460	54.757	39.573	7	2:23.728	50.857	52.969	39.902
2	2:23.253	50.756	53.138	39.359	8	2:23.807	50.588	53.166	40.053
3	2:24.531	51.605	53.314	39.612	9	2:26.382	51.466	55.104	39.812
4	2:23.218	50.733	52.750	39.735	10	2:25.145	51.277	54.162	39.706
5	2:24.489	50.765	53.753	39.971	11	2:25.419	51.099	54.520	39.800
6	2:24.517	51.491	53.432	39.594					

11 Andre KURSIM , IVECO / DEU

Theoretische Bestzeit: 2:20.83

Lap	Time	S1	S2	S3	Lap	Time	S1	S2	S3
1	2:28.077	56.091	52.609	39.377	7	2:21.695	50.500	51.755	39.440
2	2:21.513	50.456	51.769	39.288	8	2:22.506	50.556	52.169	39.781
3	2:23.608	51.499	52.845	39.264	9	2:22.845	50.645	52.223	39.977
4	2:21.134	50.281	51.646	39.207	10	2:22.401	50.635	52.341	39.425
5	2:21.506	50.550	51.865	39.091	11	2:22.362	50.582	52.294	39.486
6	2:21.263	50.240	52.070	38.953					

12 Ray COLEMAN , MAN / GBR

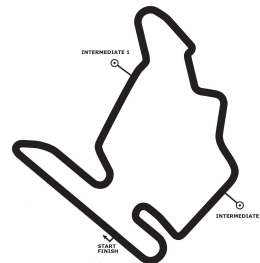
Theoretische Bestzeit: 2:22.95

Lap	Time	S1	S2	S3	Lap	Time	S1	S2	S3
1	2:31.608	56.941	54.922	39.745	7	2:24.794	51.834	52.951	40.009
2	2:24.376	51.794	53.177	39.405	8	2:26.480	52.588	53.968	39.924
3	2:23.806	50.991	53.586	39.229	9	2:24.864	51.396	53.702	39.766
4	2:24.165	50.773	53.853	39.539	10	2:25.269	51.268	53.463	40.538
5	2:23.593	51.033	53.031	39.529	11	2:25.712	51.576	53.797	40.339
6	2:24.700	51.546	53.369	39.785					

15 Erwin KLEINAGELVOORT , SCANIA / NLD

Theoretische Bestzeit: 2:24.66

Lap	Time	S1	S2	S3	Lap	Time	S1	S2	S3
1	2:34.829	58.375	54.723	41.731	7	2:25.289	51.319	53.666	40.304
2	2:27.337	52.848	53.828	40.661	8	2:26.131	51.657	53.538	40.936
3	2:25.464	51.790	53.513	40.161	9	2:25.596	51.747	53.225	40.624
4	2:25.565	51.339	53.654	40.572	10	2:26.445	51.788	53.921	40.736
5	2:25.705	51.977	53.180	40.548	11	2:25.517	51.623	53.361	40.533



BUDAPEST TRUCK GRAND PRIX

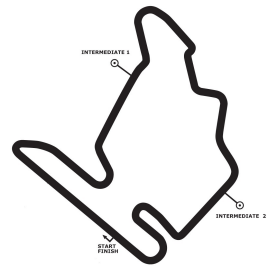
Hungaroring, length 4381 m

FIA European Truck Racing Championship

Lap Analysis Championship Race 1, 16.06.2018

FIA-Visa.No.: 2ETRC-HUN14.06.2018

Lap	Time	S1	S2	S3	Lap	Time	S1	S2	S3
6	2:26.167	51.750	53.877	40.540					



BUDAPEST TRUCK GRAND PRIX

Hungaroring, length 4381 m

FIA European Truck Racing Championship

Lap Analysis Championship Race 1, 16.06.2018

FIA-Visa.No.: 2ETRC-HUN14.06.2018

17 Shane BRERETON , MAN / GBR

Theoretische Bestzeit: 2:22.85

Lap	Time	S1	S2	S3	Lap	Time	S1	S2	S3
1	2:29.483	56.103	53.521	39.859	7	2:23.823	50.216	53.387	40.220
2	2:23.623	50.988	52.984	39.651	8	2:24.191	51.250	53.012	39.929
3	2:24.893	51.950	53.206	39.737	9	2:25.906	51.003	54.136	40.767
4	2:23.377	50.492	53.061	39.824	10	2:25.483	51.264	54.019	40.200
5	2:23.525	50.562	53.180	39.783	11	2:25.414	51.193	54.012	40.209
6	2:24.022	51.315	53.055	39.652					

22 Oliver JANES , FREIGHTLINER / GBR

Theoretische Bestzeit: 2:23.68

Lap	Time	S1	S2	S3	Lap	Time	S1	S2	S3
1	2:34.835	59.222	55.264	40.349	7	2:25.192	50.971	53.788	40.433
2	2:24.865	51.306	53.324	40.235	8	2:25.848	50.952	54.303	40.593
3	2:24.591	50.844	53.215	40.532	9	2:25.357	51.142	53.980	40.235
4	2:24.793	51.870	52.840	40.083	10	2:25.414	51.382	53.932	40.100
5	2:25.719	51.205	53.470	41.044	11	2:25.189	50.872	54.317	40.000
6	2:24.947	50.914	53.702	40.331					

23 Antonio ALBACETE , MAN / ESP

Theoretische Bestzeit: 2:20.40

Lap	Time	S1	S2	S3	Lap	Time	S1	S2	S3
1	2:26.176	54.805	52.547	38.824	7	2:22.666	50.593	52.785	39.288
2	2:22.343	49.931	51.685	40.727	8	2:23.825	50.684	53.356	39.785
3	2:36.161	1:02.561	53.030	40.570	9	2:26.356	51.226	55.158	39.972
4	2:21.748	50.845	51.652	39.251	10	2:25.481	51.192	54.224	40.065
5	2:23.734	51.399	52.907	39.428	11	2:25.050	50.766	54.154	40.130
6	2:22.450	50.711	52.068	39.671					

24 Steffen FAAS , MERCEDES BENZ / DEU

Theoretische Bestzeit: 2:23.03

Lap	Time	S1	S2	S3	Lap	Time	S1	S2	S3
1	2:34.001	58.416	54.823	40.762	7	2:24.199	51.093	53.028	40.078
2	2:24.168	51.950	52.506	39.712	8	2:25.211	51.589	53.431	40.191
3	2:24.161	51.348	52.635	40.178	9	2:25.389	51.249	53.797	40.343
4	2:23.473	50.954	52.365	40.154	10	2:26.012	52.004	53.720	40.288
5	2:24.834	51.806	52.674	40.354	11	2:24.551	51.183	53.071	40.297
6	2:24.776	51.875	52.658	40.243					

30 Sascha LENZ , MAN / DEU

Theoretische Bestzeit: 2:20.11

Lap	Time	S1	S2	S3	Lap	Time	S1	S2	S3
1	2:26.707	54.998	52.750	38.959	7	2:21.438	49.915	52.285	39.238
2	2:21.765	49.900	51.384	40.481	8	2:22.506	50.248	52.867	39.391
3	2:25.974	50.333	55.728	39.913	9	2:22.629	50.383	52.484	39.762
4	2:20.814	50.019	51.838	38.957	10	2:22.692	50.552	52.962	39.178
5	2:21.200	50.089	52.280	38.831	11	2:22.273	50.394	52.395	39.484
6	2:21.482	50.097	52.252	39.133					

32 Luis RECUENCO , MAN / ESP

Theoretische Bestzeit: 2:22.84

Lap	Time	S1	S2	S3	Lap	Time	S1	S2	S3
1	2:35.320	58.880	56.248	40.192	7	2:24.275	51.329	53.228	39.718
2	2:24.911	52.104	52.461	40.346	8	2:23.899	50.667	53.141	40.091
3	2:25.374	51.678	52.840	40.856	9	2:24.898	51.463	53.491	39.944
4	2:24.029	51.310	52.831	39.888	10	2:26.337	51.539	53.996	40.802
5	2:24.306	51.196	53.233	39.877	11	2:24.466	51.278	53.456	39.732
6	2:23.445	50.883	52.792	39.770					

37 Terry GIBBON , MAN / GBR

Theoretische Bestzeit: 2:24.90

Lap	Time	S1	S2	S3	Lap	Time	S1	S2	S3
1	2:48.802	57.901	54.978		6	2:25.873	51.520	54.251	40.102
2	4:19.386	2:30.966	55.384		7	2:26.229	51.922	53.465	40.842
3	3:59.225	2:25.280	53.939	40.006	8	2:25.778	51.920	53.941	39.917
4	2:27.111	52.667	53.925	40.519	9	2:26.290	51.855	54.243	40.192
5	2:25.654	51.728	53.903	40.023	10	2:28.332	53.009	54.825	40.498

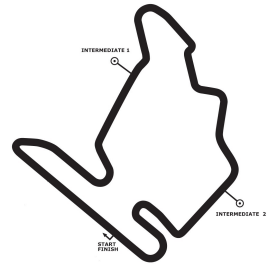


BUDAPEST TRUCK GRAND PRIX

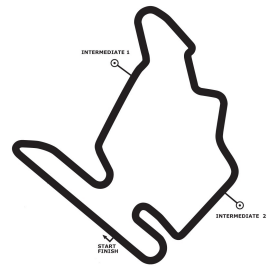
Hungaroring, length 4381 m

FIA European Truck Racing Championship

Lap Analysis Championship Race 1, 16.06.2018



FIA-Visa.No.: 2ETRC-HUN14.06.2018



BUDAPEST TRUCK GRAND PRIX

Hungaroring, length 4381 m

FIA European Truck Racing Championship

Lap Analysis Championship Race 1, 16.06.2018

FIA-Visa.No.: 2ETRC-HUN14.06.2018

44 Stephanie HALM , IVECO / DEU

Theoretische Bestzeit: 2:19.94

Lap	Time	S1	S2	S3	Lap	Time	S1	S2	S3
1	2:25.194	54.433	52.220	38.541	7	2:21.338	49.934	52.137	39.267
2	2:21.607	49.826	52.333	39.448	8	2:22.117	50.681	52.170	39.266
3	2:20.112	49.929	51.573	38.610	9	2:22.341	50.353	52.639	39.349
4	2:20.767	50.126	51.770	38.871	10	2:22.090	50.449	52.423	39.218
5	2:21.049	50.216	51.884	38.949	11	2:22.469	50.337	52.584	39.548
6	2:21.092	50.048	51.957	39.087					

77 Rene REINERT , MAN / DEU

Theoretische Bestzeit: 2:20.52

Lap	Time	S1	S2	S3	Lap	Time	S1	S2	S3
1	2:27.262	55.785	52.564	38.913	7	2:22.236	50.291	52.830	39.115
2	2:21.790	50.272	52.086	39.432	8	2:21.690	49.841	52.888	38.961
3	2:22.286	50.824	52.683	38.779	9	2:21.978	50.186	52.667	39.125
4	2:21.320	49.997	52.473	38.850	10	2:22.329	50.353	52.632	39.344
5	2:20.852	49.766	51.979	39.107	11	2:22.755	50.574	52.841	39.340
6	2:21.307	49.844	52.328	39.135					

88 Ryan SMITH , MAN / GBR

Theoretische Bestzeit: 2:20.19

Lap	Time	S1	S2	S3	Lap	Time	S1	S2	S3
1	2:24.794	54.210	51.737	38.847	7	2:21.189	50.076	52.060	39.053
2	2:23.920	49.726	52.605	41.589	8	2:21.725	50.297	52.238	39.190
3	2:31.546	59.959	52.157	39.430	9	2:25.568	50.826	54.286	40.456
4	2:21.942	50.510	52.700	38.732	10	2:24.833	51.223	53.514	40.096
5	2:22.689	50.655	52.666	39.368	11	2:26.928	51.293	53.839	41.796
6	2:22.320	50.693	52.053	39.574					