

BUDAPEST TRUCK GRAND PRIX

Hungaroring, length 4381 m

15. - 17.June 2018

FIA European Truck Racing Championship

Lap Analysis Championship Race 4, 17.06.2018

FIA-Visa.No.: 2ETRC-HUN14.06.2018

1 Adam LACKO , FREIGHTLINER / CZE

Theoretische Bestzeit: 2:21.10

Lap	Time	S1	S2	S3	Lap	Time	S1	S2	S3
1	2:27.288	55.087	53.222	38.979	7	2:23.839	50.967	53.045	39.827
2	2:21.465	50.393	51.939	39.133	8	2:22.228	50.403	52.504	39.321
3	2:21.852	50.186	52.093	39.573	9	2:22.286	50.524	52.204	39.558
4	2:22.392	50.419	52.425	39.548	10	2:22.039	50.479	52.191	39.369
5	2:22.399	50.264	52.175	39.960	11	2:23.109	50.466	52.706	39.937
6	2:22.469	50.474	52.253	39.742					

2 Jochen HAHN , IVECO / DEU

Theoretische Bestzeit: 2:21.48

Lap	Time	S1	S2	S3	Lap	Time	S1	S2	S3
1	2:29.224	55.389	54.073	39.762	5	2:21.951	50.302	52.426	39.223
2	2:21.692	50.071	52.635	38.986	6	2:22.028	50.206	52.490	39.332
3	2:22.428	50.722	52.650	39.056	7	2:22.754	50.687	52.520	39.547
4	2:22.222	50.258	52.521	39.443	8	2:22.503	50.501	52.647	39.355

3 Norbert KISS , MERCEDES BENZ / HUN

Theoretische Bestzeit: 2:21.33

Lap	Time	S1	S2	S3	Lap	Time	S1	S2	S3
1	2:26.761	54.784	52.739	39.238	7	2:23.838	51.245	52.956	39.637
2	2:21.432	50.348	51.818	39.266	8	2:22.183	50.638	52.210	39.335
3	2:21.668	50.276	51.993	39.399	9	2:21.954	50.638	51.904	39.412
4	2:22.398	50.563	52.256	39.579	10	2:22.364	50.574	52.257	39.533
5	2:22.633	50.279	52.395	39.959	11	2:23.166	50.637	52.818	39.711
6	2:22.520	50.559	52.134	39.827					

7 Jamie ANDERSON , MAN / GBR

Theoretische Bestzeit: 2:23.96

Lap	Time	S1	S2	S3	Lap	Time	S1	S2	S3
1	2:30.907	56.650	54.037	40.220	7	2:25.717	51.732	53.961	40.024
2	2:24.121	51.021	53.328	39.772	8	2:25.074	51.321	53.239	40.514
3	2:25.573	51.179	54.690	39.704	9	2:25.262	51.805	53.541	39.916
4	2:25.553	51.990	53.476	40.087	10	2:28.254	53.002	54.902	40.350
5	2:26.253	52.201	53.700	40.352	11	2:25.806	51.722	53.693	40.391
6	2:25.795	51.812	54.110	39.873					

11 Andre KURSIM , IVECO / DEU

Theoretische Bestzeit: 2:21.86

Lap	Time	S1	S2	S3	Lap	Time	S1	S2	S3
1	2:28.104	54.413	54.427	39.264	7	2:23.154	50.820	52.657	39.677
2	2:22.508	50.884	52.171	39.453	8	2:22.637	50.426	52.346	39.865
3	2:23.215	50.828	52.553	39.834	9	2:23.254	50.955	52.523	39.776
4	2:22.534	50.636	52.303	39.595	10	2:22.767	50.599	52.254	39.914
5	2:23.027	50.825	52.446	39.756	11	2:22.744	50.529	52.294	39.921
6	2:23.162	50.844	52.537	39.781					

12 Ray COLEMAN , MAN / GBR

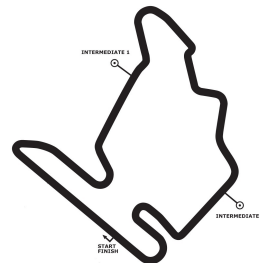
Theoretische Bestzeit: 2:24.72

Lap	Time	S1	S2	S3	Lap	Time	S1	S2	S3
1	2:33.847	59.329	54.311	40.207	7	2:26.999	52.155	54.193	40.651
2	2:25.221	51.348	53.847	40.026	8	2:26.743	52.381	53.836	40.526
3	2:25.883	52.199	53.347	40.337	9	2:25.934	51.893	53.725	40.316
4	2:25.592	51.838	53.500	40.254	10	2:25.997	51.799	54.018	40.180
5	2:25.513	51.361	54.075	40.077	11	2:26.505	52.396	53.807	40.302
6	2:26.626	52.175	54.218	40.233					

15 Erwin KLEINAGELVOORT , SCANIA / NLD

Theoretische Bestzeit: 2:25.91

Lap	Time	S1	S2	S3	Lap	Time	S1	S2	S3
1	2:36.840	1:00.385	55.284	41.171	7	2:27.129	52.025	54.031	41.073
2	2:26.307	51.826	53.803	40.678	8	2:26.981	52.001	53.863	41.117
3	2:26.505	52.107	53.727	40.671	9	2:26.458	52.003	53.494	40.961
4	2:26.388	51.749	53.753	40.886	10	2:26.735	51.869	53.833	41.033
5	2:27.126	52.191	54.181	40.754	11	2:26.536	52.052	53.666	40.818
6	2:27.798	52.504	54.045	41.249					



BUDAPEST TRUCK GRAND PRIX

Hungaroring, length 4381 m

15. - 17.June 2018

FIA European Truck Racing Championship

Lap Analysis Championship Race 4, 17.06.2018

FIA-Visa.No.: 2ETRC-HUN14.06.2018

17 Shane BRERETON , MAN / GBR

Theoretische Bestzeit: 2:23.46

Lap	Time	S1	S2	S3	Lap	Time	S1	S2	S3
1	2:31.529	57.665	53.786	40.078	7	2:25.566	51.168	53.756	40.642
2	2:24.553	50.958	53.547	40.048	8	2:24.515	51.061	53.503	39.951
3	2:23.720	50.735	53.451	39.534	9	2:24.812	50.803	53.616	40.393
4	2:24.792	51.336	53.456	40.000	10	2:25.307	51.188	53.774	40.345
5	2:24.306	50.929	53.197	40.180	11	2:24.290	51.114	53.305	39.871
6	2:24.595	51.224	53.262	40.109					

22 Oliver JANES , FREIGHTLINER / GBR

Theoretische Bestzeit: 2:25.24

Lap	Time	S1	S2	S3	Lap	Time	S1	S2	S3
1	2:36.280	59.823	55.474	40.983	7	2:26.892	51.949	54.196	40.747
2	2:26.096	51.665	53.582	40.849	8	2:27.769	52.245	54.523	41.001
3	2:26.410	51.858	53.804	40.748	9	2:28.450	52.227	54.316	41.907
4	2:26.564	51.832	53.885	40.847	10	2:25.861	51.958	53.555	40.348
5	2:30.313	52.103	54.197		11	2:25.674	51.617	53.281	40.776
6	2:43.131	1:07.366	54.728	41.037					

23 Antonio ALBACETE , MAN / ESP

Theoretische Bestzeit: 2:21.58

Lap	Time	S1	S2	S3	Lap	Time	S1	S2	S3
1	2:32.662	58.266	54.684	39.712	7	2:24.668	51.053	53.925	39.690
2	2:23.874	50.248	53.556	40.070	8	2:22.044	50.344	52.339	39.361
3	2:24.568	50.604	54.088	39.876	9	2:22.397	50.504	52.579	39.314
4	2:24.110	50.936	53.559	39.615	10	2:21.940	50.487	52.202	39.251
5	2:23.954	50.690	53.209	40.055	11	2:22.333	50.130	52.592	39.611
6	2:24.768	51.324	53.535	39.909					

24 Steffen FAAS , MERCEDES BENZ / DEU

Theoretische Bestzeit: 2:23.82

Lap	Time	S1	S2	S3	Lap	Time	S1	S2	S3
1	2:30.334	56.434	53.709	40.191	7	2:25.663	52.066	53.274	40.323
2	2:23.823	51.273	52.387	40.163	8	2:25.623	51.551	53.098	40.974
3	2:24.948	51.616	52.648	40.684	9	2:31.642	52.960	53.025	
4	2:26.796	52.330	53.824	40.642	10	2:40.058	1:06.759	53.084	40.215
5	2:26.120	52.151	53.348	40.621	11	2:24.618	51.305	52.502	40.811
6	2:25.603	51.719	53.445	40.439					

30 Sascha LENZ , MAN / DEU

Theoretische Bestzeit: 2:21.04

Lap	Time	S1	S2	S3	Lap	Time	S1	S2	S3
1	2:26.338	54.141	52.865	39.332	7	2:22.976	50.642	52.793	39.541
2	2:21.112	50.376	51.848	38.888	8	2:22.684	50.308	52.826	39.550
3	2:21.970	50.430	52.285	39.255	9	2:22.667	50.544	52.405	39.718
4	2:22.238	50.471	52.416	39.351	10	2:22.123	50.438	52.384	39.301
5	2:22.621	50.481	52.490	39.650	11	2:22.958	50.710	52.968	39.280
6	2:22.412	50.484	52.546	39.382					

32 Luis RECUENCO , MAN / ESP

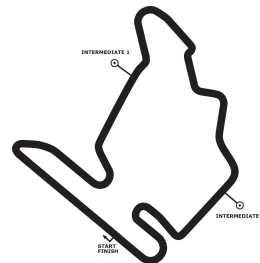
Theoretische Bestzeit: 2:24.50

Lap	Time	S1	S2	S3	Lap	Time	S1	S2	S3
1	2:34.339	59.011	55.515	39.813	7	2:27.054	51.768	54.502	40.784
2	2:25.409	51.603	53.618	40.188	8	2:27.262	52.145	54.217	40.900
3	2:26.524	52.438	53.801	40.285	9	2:25.765	51.702	53.479	40.584
4	2:25.148	51.297	53.540	40.311	10	2:25.903	51.777	53.851	40.275
5	2:26.000	51.217	53.910	40.873	11	2:26.078	51.652	54.181	40.245
6	2:26.239	51.763	53.865	40.611					

37 Terry GIBBON , MAN / GBR

Theoretische Bestzeit: 2:24.58

Lap	Time	S1	S2	S3	Lap	Time	S1	S2	S3
1	2:33.388	57.778	54.885	40.725	7	2:27.101	51.771	54.849	40.481
2	2:24.588	50.916	53.744	39.928	8	2:26.300	51.527	54.503	40.270
3	2:25.733	51.146	54.378	40.209	9	2:25.414	51.443	53.737	40.234
4	2:26.060	51.389	54.337	40.334	10	2:25.503	51.564	53.956	39.983
5	2:25.309	51.369	53.937	40.003	11	2:26.103	51.553	54.049	40.501



BUDAPEST TRUCK GRAND PRIX

Hungaroring, length 4381 m

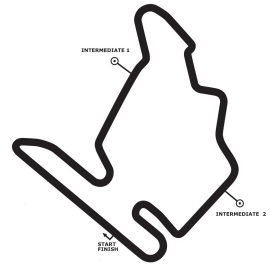
15. - 17.June 2018

FIA European Truck Racing Championship

Lap Analysis Championship Race 4, 17.06.2018

FIA-Visa.No.: 2ETRC-HUN14.06.2018

Lap	Time	S1	S2	S3	Lap	Time	S1	S2	S3
6	2:26.624	51.834	54.138	40.652					



BUDAPEST TRUCK GRAND PRIX

Hungaroring, length 4381 m

15. - 17.June 2018

FIA European Truck Racing Championship

Lap Analysis Championship Race 4, 17.06.2018

FIA-Visa.No.: 2ETRC-HUN14.06.2018

44 Stephanie HALM , IVECO / DEU

Theoretische Bestzeit: 2:22.15

Lap	Time	S1	S2	S3	Lap	Time	S1	S2	S3
1	2:28.498	55.018	54.119	39.361	7	2:38.840	1:06.146	52.992	39.702
2	2:23.356	50.592	53.432	39.332	8	2:23.390	50.510	52.788	40.092
3	2:22.613	50.228	52.795	39.590	9	2:22.918	50.725	52.697	39.496
4	2:22.435	50.322	52.594	39.519	10	2:23.037	50.611	52.825	39.601
5	2:22.979	50.655	52.705	39.619	11	2:23.194	50.718	52.762	39.714
6	2:27.351	51.244	52.844						

77 Rene REINERT , MAN / DEU

Theoretische Bestzeit: 2:21.19

Lap	Time	S1	S2	S3	Lap	Time	S1	S2	S3
1	2:25.693	54.094	52.616	38.983	7	2:22.764	50.681	52.685	39.398
2	2:21.270	50.368	51.845	39.057	8	2:22.800	50.573	52.884	39.343
3	2:21.925	50.598	52.077	39.250	9	2:22.589	50.415	52.650	39.524
4	2:22.200	50.518	52.390	39.292	10	2:22.124	50.595	52.192	39.337
5	2:22.737	50.597	52.518	39.622	11	2:22.888	50.671	52.848	39.369
6	2:22.435	50.576	52.441	39.418					

88 Ryan SMITH , MAN / GBR

Theoretische Bestzeit: 2:21.32

Lap	Time	S1	S2	S3	Lap	Time	S1	S2	S3
1	2:29.581	55.638	53.993	39.950	7	2:21.873	50.284	52.022	39.567
2	2:22.983	50.513	52.665	39.805	8	2:21.722	50.334	51.916	39.472
3	2:22.345	50.379	52.282	39.684	9	2:21.645	50.595	51.825	39.225
4	2:22.654	50.604	52.212	39.838	10	2:22.242	50.361	51.811	40.070
5	2:22.602	50.564	52.349	39.689	11	2:22.745	50.689	52.038	40.018
6	2:27.141	55.131	52.413	39.597					