

MISANO GRAND PRIX TRUCK 2018

Misano World Circuit, length 4048 m

25.-27. MAY 2018

FIA European Truck Racing Championship

Lap Analysis free practice 1, 26.05.2018

FIA-Visa.No.: 1ETRC-ITA16.05.2018

1 Adam LACKO , FREIGHTLINER / CZE

Theoretische Bestzeit:

Lap	Time	S1	S2	S3	Lap	Time	S1	S2	S3
1	3:24.973				5	4:23.633			
2	2:12.186				6	2:04.232			
3	2:16.238				7	2:49.581			
4	2:51.620								

2 Jochen HAHN , IVECO / DEU

Theoretische Bestzeit: 2:02.50

Lap	Time	S1	S2	S3	Lap	Time	S1	S2	S3
1	3:17.896		1:13.092	1:00.432	5	2:42.938	1:04.764	53.962	44.212
2	2:20.286	38.450	54.158	47.678	6	2:02.906	32.457	48.034	42.415
3	2:02.733	32.166	48.258	42.309	7	2:15.537	34.702	55.436	45.399
4	4:36.397	39.068	1:03.654		8	2:36.016	33.454	55.987	

3 Norbert KISS , MERCEDES BENZ / HUN

Theoretische Bestzeit: 2:02.98

Lap	Time	S1	S2	S3	Lap	Time	S1	S2	S3
1	3:52.313		57.498	52.168	8	2:03.232	32.308	48.465	42.459
2	2:09.598	32.231	48.524	48.843	9	2:05.348	33.341	48.627	43.380
3	2:25.007	38.413	56.895	49.699	10	2:05.581	34.097	48.764	42.720
4	2:05.925	32.170	49.182	44.573	11	2:03.654	32.514	48.706	42.434
5	2:03.100	32.237	48.515	42.348	12	2:19.035	32.500	48.654	57.881
6	2:45.595	40.475	1:09.417	55.703	13	3:01.447	43.509	1:05.621	
7	2:47.715	33.106	1:03.530	1:11.079					

6 Anthony JANIEC , MAN / FRA

Theoretische Bestzeit: 2:04.63

Lap	Time	S1	S2	S3	Lap	Time	S1	S2	S3
1	3:31.927		1:10.305	57.394	6	2:28.399	40.099	1:00.742	47.558
2	2:37.160	32.846	1:01.193	1:03.121	7	2:05.206	32.605	49.384	43.217
3	2:30.248	32.818	52.791		8	2:05.016	32.746	49.054	43.216
4	10:15.610	8:22.017	57.732	55.861	9	2:40.355	32.585	1:02.422	1:05.348
5	2:04.828	32.778	48.910	43.140	10	3:09.626	44.182	1:02.913	

7 Jamien ANDERSON , MAN / GBR

Theoretische Bestzeit: 2:07.55

Lap	Time	S1	S2	S3	Lap	Time	S1	S2	S3
1	3:37.121		1:10.776	59.903	7	2:08.188	33.725	50.171	44.292
2	2:10.198	34.438	51.015	44.745	8	2:08.742	34.137	50.563	44.042
3	2:09.398	34.045	50.512	44.841	9	2:08.712	33.935	50.530	44.247
4	2:09.449	34.044	50.657	44.748	10	2:45.820	34.511	1:03.419	
5	2:08.511	33.965	49.790	44.756	11	4:17.564	2:41.482	51.926	44.156
6	2:09.250	34.045	50.818	44.387					

11 Andre KURSIM , IVECO / DEU

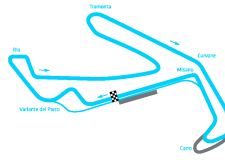
Theoretische Bestzeit: 2:03.69

Lap	Time	S1	S2	S3	Lap	Time	S1	S2	S3
1	3:27.887		1:11.057	54.896	7	2:36.293	36.772	58.845	
2	2:27.433	38.270	1:02.281	46.882	8	6:32.347	4:37.374	1:04.558	50.415
3	2:04.258	32.345	48.985	42.928	9	2:04.040	32.593	48.739	42.708
4	2:19.725	32.952	54.815	51.958	10	2:04.394	32.851	48.640	42.903
5	2:04.243	32.492	48.901	42.850	11	3:28.926	35.672	1:05.547	
6	2:04.331	32.755	48.793	42.783					

12 Ray COLEMAN , MAN / GBR

Theoretische Bestzeit: 2:09.37

Lap	Time	S1	S2	S3	Lap	Time	S1	S2	S3
1	3:39.424		1:11.302	1:00.341	6	2:12.540	35.248	51.678	45.614
2	2:20.060	38.142	54.270	47.648	7	2:10.897	34.140	51.147	45.610
3	2:14.696	34.829	53.159	46.708	8	2:11.726	34.833	51.308	45.585
4	2:39.656	35.234	53.067		9	2:10.187	34.921	50.632	44.634



MISANO GRAND PRIX TRUCK 2018

Misano World Circuit, length 4048 m

25.-27. MAY 2018

FIA European Truck Racing Championship

Lap Analysis free practice 1, 26.05.2018

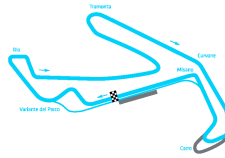
FIA-Visa.No.: 1ETRC-ITA16.05.2018

Lap	Time	S1	S2	S3	Lap	Time	S1	S2	S3
5	4:48.499	3:05.146	54.169	49.184	10	2:09.939	34.167	51.169	44.603

17 Shane BRERETON , MAN / GBR

Theoretische Bestzeit: 2:05.40

Lap	Time	S1	S2	S3	Lap	Time	S1	S2	S3
1	3:55.405		55.249	44.811	7	5:16.838	3:41.893	49.260	45.685
2	2:08.164	33.323	49.308	45.533	8	2:06.519	33.302	49.916	43.301
3	2:24.370	37.699	56.951	49.720	9	2:06.524	34.024	49.084	43.416
4	2:06.073	33.231	48.906	43.936	10	2:06.283	33.651	49.364	43.268
5	2:05.913	33.428	49.003	43.482	11	2:08.263	33.952	49.296	45.015
6	3:02.376	38.195	1:10.264		12	2:29.410	33.724	50.345	



MISANO GRAND PRIX TRUCK 2018

Misano World Circuit, length 4048 m

25.-27. MAY 2018

FIA European Truck Racing Championship

Lap Analysis free practice 1, 26.05.2018

FIA-Visa.No.: 1ETRC-ITA16.05.2018

21 Thomas ROBINEAU , MAN / FRA

Theoretische Bestzeit: 2:05.13

Lap	Time	S1	S2	S3	Lap	Time	S1	S2	S3
1	2:36.393		55.625	47.781	7	2:07.533	33.238	49.218	45.077
2	2:08.093	34.533	49.945	43.615	8	2:53.058	39.316	1:02.936	
3	2:05.208	32.868	49.038	43.302	9	4:28.204	2:55.087	49.734	43.383
4	2:05.324	32.976	49.118	43.230	10	2:07.099	34.074	49.743	43.282
5	2:39.114	33.521	55.266		11	2:55.503	33.619	56.175	
6	4:40.821	3:08.061	49.436	43.324					

22 Oliver JANES , FREIGHTLINER / GBR

Theoretische Bestzeit: 2:06.54

Lap	Time	S1	S2	S3	Lap	Time	S1	S2	S3
1	3:25.632		1:08.088	56.296	6	4:22.139	2:45.032	52.205	44.902
2	2:14.924	37.411	51.668	45.845	7	2:07.217	33.493	50.160	43.564
3	2:10.286	33.449	50.222	46.615	8	2:06.862	33.672	49.621	43.569
4	2:53.220	35.061	1:11.667	1:06.492	9	2:07.242	33.857	49.536	43.849
5	2:46.462	34.868	1:06.406		10	3:07.694	43.996	1:04.706	

23 Antonio ALBACETE , MAN / ESP

Theoretische Bestzeit: 2:03.21

Lap	Time	S1	S2	S3	Lap	Time	S1	S2	S3
1	2:32.842		57.374	47.180	8	2:07.125	32.712	48.326	46.087
2	2:04.683	33.213	48.819	42.651	9	2:38.423	41.094	1:08.163	49.166
3	2:04.390	32.767	48.850	42.773	10	2:03.576	32.471	48.408	42.697
4	2:04.825	33.387	48.175	43.263	11	2:41.413	36.675	1:05.918	58.820
5	2:04.817	32.892	48.652	43.273	12	2:03.360	32.532	48.261	42.567
6	2:04.126	32.681	48.728	42.717	13	3:18.299	38.996	1:15.174	
7	2:55.008	32.807	1:07.647	1:14.554					

24 Steffen FAAS , MERCEDES BENZ / DEU

Theoretische Bestzeit: 2:06.16

Lap	Time	S1	S2	S3	Lap	Time	S1	S2	S3
1	4:16.402		51.417	44.218	6	2:49.278	34.074	1:03.223	
2	2:09.831	36.085	49.879	43.867	7	5:43.215	4:08.897	50.270	44.048
3	2:08.371	33.649	50.564	44.158	8	2:07.480	33.258	50.143	44.079
4	2:07.581	32.853	50.487	44.241	9	2:06.994	32.966	50.463	43.565
5	2:07.597	33.061	49.748	44.788	10	2:40.183	35.498	56.035	

27 Gerhard KÖRBER , IVECO / DEU

Theoretische Bestzeit: 2:03.30

Lap	Time	S1	S2	S3	Lap	Time	S1	S2	S3
1	3:17.018		1:17.903	57.097	7	2:38.986	41.456	1:04.298	53.232
2	2:04.352	32.882	48.686	42.784	8	2:04.105	32.655	48.599	42.851
3	2:03.496	32.390	48.449	42.657	9	2:04.408	32.803	48.597	43.008
4	3:50.076	37.082	1:06.475		10	2:51.519	40.607	1:09.492	1:01.420
5	3:08.591	1:04.408	1:08.501	55.682	11	2:04.401	32.991	48.254	43.156
6	2:55.148	36.649	1:12.056	1:06.443	12	3:09.540	41.853	1:10.248	

30 Sascha LENZ , MAN / DEU

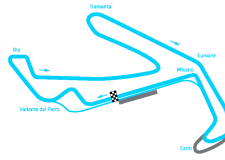
Theoretische Bestzeit: 2:02.72

Lap	Time	S1	S2	S3	Lap	Time	S1	S2	S3
1	3:35.691		1:09.764	1:00.348	7	2:03.218	32.407	48.204	42.607
2	2:05.377	33.556	48.734	43.087	8	2:17.590	32.625	57.363	47.602
3	2:07.956	34.270	49.297	44.389	9	2:03.581	32.541	48.069	42.971
4	2:03.161	32.658	48.020	42.483	10	2:03.729	32.488	48.477	42.764
5	2:02.951	32.221	48.241	42.489	11	2:46.803	32.394	48.222	
6	7:55.306	5:49.168	1:09.033	57.105					

32 Luis RECUENCO , MAN / ESP

Theoretische Bestzeit: 2:05.98

Lap	Time	S1	S2	S3	Lap	Time	S1	S2	S3
1	2:24.782		53.124	45.412	7	2:06.626	33.432	49.555	43.639



MISANO GRAND PRIX TRUCK 2018

Misano World Circuit, length 4048 m

25.-27. MAY 2018

FIA European Truck Racing Championship

Lap Analysis free practice 1, 26.05.2018

FIA-Visa.No.: 1ETRC-ITA16.05.2018

Lap	Time	S1	S2	S3	Lap	Time	S1	S2	S3
2	2:08.650	34.329	50.035	44.286	8	3:12.248	45.115	1:09.915	
3	2:07.188	34.144	49.477	43.567	9	4:28.487	2:54.314	50.599	43.574
4	2:11.526	36.155	49.558	45.813	10	2:08.194	35.200	49.393	43.601
5	2:06.608	33.830	49.546	43.232	11	2:06.781	33.567	49.485	43.729
6	2:06.258	33.623	49.324	43.311	12	3:15.402	49.121	1:11.852	

MISANO GRAND PRIX TRUCK 2018

Misano World Circuit, length 4048 m

25.-27. MAY 2018

FIA European Truck Racing Championship

Lap Analysis free practice 1, 26.05.2018

FIA-Visa.No.: 1ETRC-ITA16.05.2018

38 Eduardo E.RODRIGUES , MAN / PRT

Theoretische Bestzeit: 2:07.65

Lap	Time	S1	S2	S3	Lap	Time	S1	S2	S3
1	2:40.992		59.166	49.639	6	2:08.342	33.884	50.442	44.016
2	2:09.995	34.574	51.155	44.266	7	3:07.635	41.222	1:06.152	
3	2:09.830	34.165	51.104	44.561	8	5:16.291	3:39.899	51.430	44.962
4	2:10.154	35.192	51.029	43.933	9	2:13.081	33.534	50.396	49.151
5	2:08.177	33.975	50.187	44.015	10	3:12.595	42.860	1:13.276	

44 Stephanie HALM , IVECO / DEU

Theoretische Bestzeit: 2:03.24

Lap	Time	S1	S2	S3	Lap	Time	S1	S2	S3
1	3:07.419		1:12.443	48.936	5	6:48.413	5:04.101	56.342	47.970
2	2:31.791	34.731	1:08.740	48.320	6	6:49.440	5:04.754	58.315	46.371
3	2:03.433	32.690	48.189	42.554	7	2:03.368	32.580	48.107	42.681
4	2:34.972	38.185	1:04.165	52.622	8	2:22.102	32.987	59.842	49.273

45 Frans SMIT , SCANIA / NLD

Theoretische Bestzeit: 2:10.44

Lap	Time	S1	S2	S3	Lap	Time	S1	S2	S3
1	2:35.457				8	6:10.855	4:30.929	54.610	45.316
2	2:13.491				9	2:12.837	35.997	51.790	45.050
3	2:11.708				10	2:10.687	34.739	51.082	44.866
4	2:12.913				11	2:12.112	34.492	52.157	45.463
5	2:11.059				12	2:11.533	34.648	51.257	45.628
6	2:10.590				13	3:27.281	48.963	1:09.525	
7	2:37.854								

77 Rene REINERT , MAN / DEU

Theoretische Bestzeit: 2:03.76

Lap	Time	S1	S2	S3	Lap	Time	S1	S2	S3
1	2:31.886		59.019	47.769	8	2:26.193	32.967	1:00.201	53.025
2	2:04.626	32.981	48.438	43.207	9	2:16.617	32.754	54.674	49.189
3	2:04.788	33.159	48.472	43.157	10	2:14.766	40.083	50.537	44.146
4	2:04.722	33.205	48.483	43.034	11	2:04.939	32.948	48.723	43.268
5	2:11.125	32.821	49.230	49.074	12	2:05.594	33.252	48.549	43.793
6	2:04.115	32.294	48.791	43.030	13	3:16.508	43.862	1:13.613	
7	2:46.317	39.562	1:04.348	1:02.407					

88 Ryan SMITH , MAN / GBR

Theoretische Bestzeit: 2:02.90

Lap	Time	S1	S2	S3	Lap	Time	S1	S2	S3
1	3:12.236		1:02.863	50.316	4	2:03.750	32.453	48.640	42.657
2	2:03.638	32.550	48.715	42.373	5	2:03.080	32.529	48.298	42.253
3	2:03.232	32.349	48.442	42.441	6	3:18.171	41.604	1:15.116	

91 Frantisek VOJTISEK , MAN / CZE

Theoretische Bestzeit: 2:05.65

Lap	Time	S1	S2	S3	Lap	Time	S1	S2	S3
1	2:10.230		52.163	45.300	5	5:54.354	4:15.601	53.669	45.084
2	2:07.368	33.601	50.171	43.596	6	2:06.431	33.124	49.077	44.230
3	2:06.175	32.985	49.519	43.671	7	2:11.633	34.112	53.411	44.110
4	2:43.449	36.735	1:00.626		8	2:39.312	33.590	58.043	