

# MISANO GRAND PRIX TRUCK 2018

Misano World Circuit, length 4048 m

25.-27. MAY 2018

FIA European Truck Racing Championship

Lap Analysis free practice (Pressrides), 25.05.2018

## 1 Adam LACKO , FREIGHTLINER / CZE

Theoretische Bestzeit: 2:04.07

Lap	Time	S1	S2	S3	Lap	Time	S1	S2	S3
1	5:51.705		52.857	43.681	7	2:37.714	35.074	55.662	
2	2:05.337	32.807	48.944	43.586	8	12:26.834	10:53	49.223	44.144
3	2:33.950	37.189	1:03.264	53.497	9	<b>2:04.303</b>	32.647	<b>48.672</b>	42.984
4	2:04.955	33.009	49.013	42.933	10	2:45.438	38.217	1:11.975	55.246
5	2:05.116	<b>32.589</b>	49.424	43.103	11	2:04.586	32.726	48.860	43.000
6	2:05.302	33.193	49.297	<b>42.812</b>	12	2:41.072	37.472	57.584	

## 2 Jochen HAHN , IVECO / DEU

Theoretische Bestzeit: 2:02.53

Lap	Time	S1	S2	S3	Lap	Time	S1	S2	S3
1	9:21.274				7	2:08.028			
2	2:03.715				8	2:04.969			
3	2:35.911				9	23:05.502	21:01	1:07.819	56.489
4	2:14.635				10	2:03.177	<b>32.120</b>	<b>48.082</b>	42.975
5	7:04.185				11	2:44.041	40.976	1:09.875	53.190
6	2:03.998				12	<b>2:02.745</b>	32.253	48.157	<b>42.335</b>

## 3 Norbert KISS , MERCEDES BENZ / HUN

Theoretische Bestzeit: 2:03.90

Lap	Time	S1	S2	S3	Lap	Time	S1	S2	S3
1	31:18.604		54.249	1:01.049	7	2:27.878	32.590	51.365	
2	2:04.388	32.664	48.827	42.897	8	4:40.988	2:42.798	59.609	58.581
3	2:17.962	32.652	49.907	55.403	9	2:09.122	32.940	48.887	47.295
4	2:19.430	33.113	53.214	53.103	10	<b>2:04.005</b>	<b>32.432</b>	48.925	<b>42.648</b>
5	2:05.754	32.577	49.304	43.873	11	2:25.632	32.612	48.941	1:04.079
6	2:04.441	32.568	49.067	42.806	12	2:04.110	32.634	<b>48.821</b>	42.655

## 6 Anthony JANIEC , MAN / FRA

Theoretische Bestzeit: 2:04.92

Lap	Time	S1	S2	S3	Lap	Time	S1	S2	S3
1	7:42.447		59.416	49.507	11	2:06.281	33.035	49.837	43.409
2	2:05.496	32.954	49.101	43.441	12	2:05.876	33.265	49.219	43.392
3	6:01.258	39.440	1:13.103		13	2:06.349	33.368	49.348	43.633
4	2:51.885	1:02.221	1:00.852	48.812	14	2:05.891	33.075	49.371	43.445
5	2:05.498	32.946	49.359	43.193	15	2:05.670	33.301	49.218	43.151
6	5:55.356	40.894	1:15.227		16	4:34.504	41.079	1:03.789	
7	2:53.673	1:01.044	1:00.617	52.012	17	2:39.832	54.890	56.104	48.838
8	2:44.325	33.243	1:02.216	1:08.866	18	<b>2:04.928</b>	<b>32.812</b>	<b>49.019</b>	<b>43.097</b>
9	2:22.362	39.449	56.024	46.889	19	2:48.835	36.311	1:12.025	1:00.499
10	2:06.739	33.371	49.408	43.960					

## 7 Jamien ANDERSON , MAN / GBR

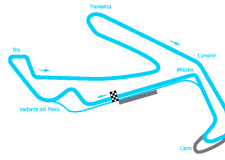
Theoretische Bestzeit: 2:07.48

Lap	Time	S1	S2	S3	Lap	Time	S1	S2	S3
1	13:16.650		50.703	44.692	10	2:26.896	33.629	51.030	
2	2:08.783	33.924	50.742	44.117	11	3:33.132	1:55.320	50.436	47.376
3	2:08.064	33.742	50.199	44.123	12	2:07.848	33.611	50.273	43.964
4	2:08.978	34.126	50.416	44.436	13	2:32.977	<b>33.477</b>	50.683	
5	<b>2:07.658</b>	33.650	<b>50.046</b>	<b>43.962</b>	14	5:35.982	3:38.276	51.311	
6	2:29.141	33.708	50.329		15	2:37.416	44.252	50.408	
7	4:26.263	2:51.719	50.178	44.366	16	2:26.785	52.185	50.624	43.976
8	2:08.623	33.689	50.608	44.326	17	2:08.359	33.564	50.340	44.455
9	2:08.691	33.828	50.585	44.278	18	2:26.569	33.529	51.265	

## 11 Andre KURSIM , IVECO / DEU

Theoretische Bestzeit: 2:03.94

Lap	Time	S1	S2	S3	Lap	Time	S1	S2	S3
1	9:23.052		54.788	49.553	9	2:05.433	32.895	49.605	42.933
2	2:04.518	32.788	48.959	42.771	10	2:25.376	32.940	49.928	
3	2:05.057	32.839	49.049	43.169	11	15:46.929	14:14	48.779	43.563



# MISANO GRAND PRIX TRUCK 2018

Misano World Circuit, length 4048 m

25.-27. MAY 2018

FIA European Truck Racing Championship

Lap Analysis free practice (Pressrides), 25.05.2018

Lap	Time	S1	S2	S3	Lap	Time	S1	S2	S3
4	2:35.855	38.748	1:09.452	47.655	12	<b>2:04.207</b>	32.872	<b>48.618</b>	<b>42.717</b>
5	2:05.534	33.290	49.202	43.042	13	2:25.342	<b>32.611</b>	56.467	56.264
6	2:04.915	32.977	48.919	43.019	14	2:34.952	32.823	55.541	
7	2:34.464	33.937	58.718		15	2:24.345	43.794	55.630	44.921
8	5:03.647	3:32.021	48.850	42.776	16	2:37.552	39.644	54.049	

# MISANO GRAND PRIX TRUCK 2018

Misano World Circuit, length 4048 m

25.-27. MAY 2018

FIA European Truck Racing Championship

Lap Analysis free practice (Pressrides), 25.05.2018

## 12 Ray COLEMAN , MAN / GBR

Theoretische Bestzeit: 2:08.17

Lap	Time	S1	S2	S3	Lap	Time	S1	S2	S3
1	10:47.396		56.349	47.916	10	2:10.149	34.437	50.818	44.894
2	2:14.082	34.586	53.229	46.267	11	7:58.146	6:22.579	51.328	44.239
3	2:40.951	34.310	52.696		12	4:53.571	34.560	55.132	
4	5:02.840	3:24.046	53.670	45.124	13	2:25.223	49.946	51.085	<b>44.192</b>
5	2:10.048	34.128	51.234	44.686	14	<b>2:09.144</b>	<b>33.650</b>	50.878	44.616
6	4:13.656	36.269	1:01.207		15	2:09.771	34.009	50.930	44.832
7	2:31.242	49.850	56.108	45.284	16	2:10.080	34.158	50.852	45.070
8	2:12.505	34.502	51.959	46.044	17	2:09.459	33.800	50.460	45.199
9	2:09.501	34.169	<b>50.330</b>	45.002					

## 17 Shane BRERETON , MAN / GBR

Theoretische Bestzeit: 2:06.09

Lap	Time	S1	S2	S3	Lap	Time	S1	S2	S3
1	15:24.655		1:18.849	1:01.884	8	2:25.765	33.686	50.291	
2	2:07.649	<b>33.554</b>	50.221	43.874	9	3:11.661	1:38.605	49.501	43.555
3	2:07.484	33.783	49.898	43.803	10	2:06.525	33.638	<b>49.258</b>	43.629
4	2:06.568	33.654	49.459	43.455	11	2:07.786	34.281	49.697	43.808
5	2:28.768	33.987	49.567		12	2:07.816	34.107	50.005	43.704
6	7:52.549	6:16.882	50.192	45.475	13	<b>2:06.281</b>	33.634	49.362	<b>43.285</b>
7	2:08.453	34.682	50.182	43.589	14	2:27.321	34.227	49.581	

## 21 Thomas ROBINEAU , MAN / FRA

Theoretische Bestzeit: 2:05.46

Lap	Time	S1	S2	S3	Lap	Time	S1	S2	S3
1	2:48.488		50.558	43.457	10	2:25.194	33.518	49.651	
2	2:06.439	33.800	<b>49.102</b>	43.537	11	2:29.863	51.109	51.196	47.558
3	2:06.644	33.525	49.776	43.343	12	2:06.299	33.811	49.298	<b>43.190</b>
4	2:31.592	33.819	52.824		13	2:12.176	33.423	49.961	48.792
5	8:21.178	6:37.440	1:00.236	43.502	14	2:28.292	41.886	59.468	46.938
6	<b>2:06.054</b>	33.276	49.305	43.473	15	2:26.871	33.800	49.735	
7	2:06.445	33.643	49.328	43.474	16	8:03.088	6:29.667	50.155	43.266
8	2:06.417	33.578	49.462	43.377	17	2:27.629	<b>33.177</b>	50.039	
9	2:06.525	33.480	49.771	43.274					

## 22 Oliver JANES , FREIGHTLINER / GBR

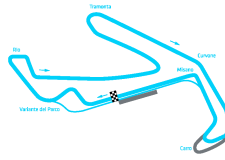
Theoretische Bestzeit: 2:07.04

Lap	Time	S1	S2	S3	Lap	Time	S1	S2	S3
1	5:59.141		51.425	44.303	9	<b>2:07.290</b>	33.600	49.808	<b>43.882</b>
2	2:08.023	33.527	50.556	43.940	10	2:07.624	33.819	<b>49.788</b>	44.017
3	2:08.130	<b>33.378</b>	50.126	44.626	11	2:49.725	40.731	58.038	
4	2:35.060	40.470	1:02.599	51.991	12	3:51.034	2:11.943	53.302	45.789
5	2:10.381	35.063	51.112	44.206	13	2:07.945	33.929	49.810	44.206
6	2:08.176	33.827	50.421	43.928	14	2:36.393	36.049	58.069	
7	2:47.689	38.985	1:01.003		15	3:04.967	56.561	59.758	
8	8:11.165	6:04.382	1:06.060	1:00.723					

## 23 Antonio ALBACETE , MAN / ESP

Theoretische Bestzeit: 2:04.15

Lap	Time	S1	S2	S3	Lap	Time	S1	S2	S3
1	12:29.795		1:06.113	51.829	9	7:50.558	5:34.926	1:06.541	
2	2:05.250	33.287	49.288	<b>42.675</b>	10	2:38.717	50.407	59.311	48.999
3	2:04.796	32.903	48.833	43.060	11	2:38.551	33.004	59.092	
4	2:17.945	35.603	59.279	43.063	12	9:50.938	7:37.023	1:13.816	1:00.099
5	2:04.631	32.800	48.996	42.835	13	2:05.274	32.827	48.787	43.660
6	2:05.267	32.909	48.961	43.397	14	2:05.101	32.979	<b>48.765</b>	43.357
7	2:41.400	35.159	56.223		15	2:27.097	35.626	1:00.665	50.806
8	3:05.323	55.123	1:02.946		16	<b>2:04.313</b>	<b>32.719</b>	48.793	42.801



# MISANO GRAND PRIX TRUCK 2018

Misano World Circuit, length 4048 m

25.-27. MAY 2018

FIA European Truck Racing Championship

Lap Analysis free practice (Pressrides), 25.05.2018

## 24 Steffen FAAS , MERCEDES BENZ / DEU

Theoretische Bestzeit: 2:06.82

Lap	Time	S1	S2	S3	Lap	Time	S1	S2	S3
1	15:39.157		51.182	44.190	9	2:37.939	36.074	56.220	
2	2:08.543	33.444	50.551	44.548	10	2:42.928	46.705	52.716	
3	2:10.398	34.799	52.074	<b>43.525</b>	11	4:53.487	3:17.287	51.428	44.772
4	<b>2:07.124</b>	<b>33.098</b>	50.426	43.600	12	2:10.543	34.595	51.687	44.261
5	2:39.060	38.921	51.499		13	2:08.188	34.222	<b>50.201</b>	43.765
6	2:32.446	55.962	52.446	44.038	14	2:10.729	33.714	50.240	46.775
7	2:08.033	33.256	50.612	44.165	15	2:09.932	33.392	50.263	46.277
8	2:07.944	33.385	50.319	44.240	16	2:10.338	35.545	50.229	44.564

## 27 Gerhard KÖRBER , IVECO / DEU

Theoretische Bestzeit: 2:03.72

Lap	Time	S1	S2	S3	Lap	Time	S1	S2	S3
1	10:59.411		1:12.040	52.502	9	2:04.886	32.634	48.737	43.515
2	2:04.770	33.089	48.754	42.927	10	3:10.475	38.253	1:10.625	
3	2:40.048	32.855	1:06.485	1:00.708	11	6:44.857	4:35.662	1:12.371	56.824
4	2:04.219	32.732	48.697	<b>42.790</b>	12	2:04.776	32.891	48.805	43.080
5	10:17.621	8:07.510	1:08.407	1:01.704	13	<b>2:04.013</b>	<b>32.599</b>	<b>48.332</b>	43.082
6	2:38.771	33.293	1:11.665	53.813	14	2:04.473	32.878	48.738	42.857
7	2:04.612	32.779	48.758	43.075	15	3:12.505	40.304	1:11.244	
8	2:56.256	33.883	1:19.642	1:02.731					

## 30 Sascha LENZ , MAN / DEU

Theoretische Bestzeit: 2:03.58

Lap	Time	S1	S2	S3	Lap	Time	S1	S2	S3
1	15:46.964		54.826	49.979	10	2:39.588	32.953	57.142	
2	2:04.354	32.637	48.850	42.867	11	4:24.929	2:41.621	57.288	46.020
3	2:04.628	32.886	49.085	<b>42.657</b>	12	2:05.489	<b>32.454</b>	50.012	43.023
4	2:04.240	32.668	48.792	42.780	13	2:04.233	32.457	48.668	43.108
5	6:39.270	4:59.062	51.002	49.206	14	2:06.521	33.361	50.263	42.897
6	2:25.682	32.868	51.463		15	2:04.316	32.943	<b>48.478</b>	42.895
7	2:37.566	54.076	56.612	46.878	16	<b>2:03.972</b>	32.675	48.501	42.796
8	2:04.613	32.870	48.774	42.969	17	2:46.004	36.403	1:05.267	
9	2:05.084	32.940	49.110	43.034	18	3:44.068	59.754	1:03.790	

## 32 Luis RECUENCO , MAN / ESP

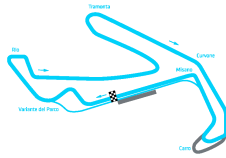
Theoretische Bestzeit: 2:07.17

Lap	Time	S1	S2	S3	Lap	Time	S1	S2	S3
1	9:34.492		52.530	44.701	10	2:08.835	34.512	50.451	43.872
2	<b>2:07.789</b>	33.768	49.916	44.105	11	2:11.828	34.179	53.542	44.107
3	2:08.738	<b>33.709</b>	<b>49.850</b>	45.179	12	2:07.989	33.893	49.889	44.207
4	2:10.041	33.845	51.498	44.698	13	2:09.982	35.765	50.137	44.080
5	2:08.418	33.879	50.157	44.382	14	2:08.291	34.351	50.000	43.940
6	2:08.337	34.107	50.071	44.159	15	4:03.810	42.465	1:00.580	
7	2:11.461	36.213	50.296	44.952	16	3:12.716	1:34.597	53.574	44.545
8	3:13.643	43.057	1:12.686		17	2:07.844	34.345	49.881	<b>43.618</b>
9	5:24.224	3:48.712	51.308	44.204	18	3:06.623	34.215	1:11.740	

## 38 Eduardo E.RODRIGUES , MAN / PRT

Theoretische Bestzeit: 2:07.50

Lap	Time	S1	S2	S3	Lap	Time	S1	S2	S3
1	10:03.362		53.955	45.326	9	6:01.616	4:25.997	51.466	44.153
2	2:10.656	34.414	50.838	45.404	10	2:09.155	34.740	50.099	44.316
3	2:09.627	<b>33.946</b>	51.474	44.207	11	2:09.767	34.766	50.711	44.290
4	2:09.654	34.614	50.663	44.377	12	3:07.355	40.738	1:08.172	
5	2:09.357	34.188	50.851	44.318	13	6:17.410	4:34.776	57.522	45.112
6	2:08.538	33.988	50.936	<b>43.614</b>	14	<b>2:08.277</b>	34.224	<b>49.940</b>	44.113
7	2:08.945	34.051	50.909	43.985	15	2:09.573	34.886	50.245	44.442
8	2:58.845	39.447	1:02.057		16	3:03.567	40.867	1:07.661	



# MISANO GRAND PRIX TRUCK 2018

Misano World Circuit, length 4048 m

25.-27. MAY 2018

FIA European Truck Racing Championship

Lap Analysis free practice (Pressrides), 25.05.2018

## 44 Stephanie HALM , IVECO / DEU

Theoretische Bestzeit: 2:03.68

Lap	Time	S1	S2	S3	Lap	Time	S1	S2	S3
1	11:02.445		1:08.712	51.372	9	2:34.602	33.311	54.086	
2	2:04.120	32.879	48.642	<b>42.599</b>	10	4:53.239	2:54.564	1:05.326	53.349
3	2:47.993	34.555	1:14.805	58.633	11	2:44.955	34.694	1:18.111	52.150
4	2:31.663	33.070	49.992		12	2:03.990	32.968	48.418	42.604
5	4:54.828	2:55.975	1:12.630	46.223	13	2:29.399	33.145	51.714	
6	2:05.381	<b>32.819</b>	48.573	43.989	14	5:57.658	3:45.143	1:17.896	54.619
7	2:09.623	32.853	48.419	48.351	15	<b>2:03.922</b>	32.850	<b>48.264</b>	42.808
8	2:24.197	36.009	1:03.563	44.625	16	2:29.727	33.178	49.816	

## 77 Rene REINERT , MAN / DEU

Theoretische Bestzeit: 2:04.52

Lap	Time	S1	S2	S3	Lap	Time	S1	S2	S3
1	3:20.061		57.333	47.103	12	3:12.044	1:23.586	1:00.767	47.691
2	2:05.111	33.012	<b>48.517</b>	43.582	13	2:20.740	<b>32.898</b>	56.276	51.566
3	2:05.743	33.040	49.043	43.660	14	2:18.250	36.931	55.891	45.428
4	2:20.023	38.881	54.245	46.897	15	2:18.365	34.385	57.437	46.543
5	2:05.873	32.911	49.649	43.313	16	2:05.893	33.162	49.113	43.618
6	2:05.220	32.956	49.115	43.149	17	2:33.458	33.690	53.385	
7	2:37.679	33.111	52.571		18	2:26.001	50.941	51.738	43.322
8	10:40.109	8:59.337	53.120	47.652	19	<b>2:04.679</b>	32.931	48.642	<b>43.106</b>
9	2:11.401	33.388	53.302	44.711	20	2:35.799	33.073	53.952	
10	2:10.271	33.053	48.984	48.234	21	3:25.022	53.304	1:12.433	
11	2:25.712	33.228	49.039						

## 88 Ryan SMITH , MAN / GBR

Theoretische Bestzeit: 2:03.38

Lap	Time	S1	S2	S3	Lap	Time	S1	S2	S3
1	9:45.576		50.034	43.065	7	2:04.027	32.636	48.666	42.725
2	2:04.222	<b>32.522</b>	48.807	42.893	8	2:04.243	32.988	<b>48.358</b>	42.897
3	2:03.727	32.526	48.503	42.698	9	2:47.977	33.142	1:01.506	
4	2:10.392	32.881	48.868	48.643	10	14:40.049	12:41	1:06.387	52.021
5	2:54.681	42.817	59.793		11	<b>2:03.411</b>	32.543	48.367	<b>42.501</b>
6	6:51.338	5:06.613	56.208	48.517	12	2:39.855	32.576	56.356	

## 91 Frantisek VOJTISEK , MAN / CZE

Theoretische Bestzeit: 2:07.37

Lap	Time	S1	S2	S3	Lap	Time	S1	S2	S3
1	18:23.834		1:19.714	1:00.440	4	2:45.253	39.387	1:00.718	
2	2:08.167	33.546	50.453	44.168	5	10:13.672	7:53.294	1:10.730	
3	<b>2:07.375</b>	<b>33.391</b>	<b>49.838</b>	<b>44.146</b>					