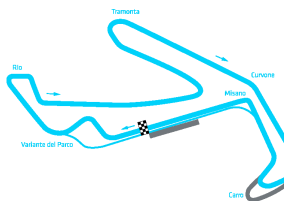


MISANO GRAND PRIX TRUCK 2018

Misano World Circuit, length 4048 m

25.-27. MAY 2018

Super Cup 2018



Lap Analysis qualifying, 26.05.2018

18 Arturo Pucciarelli (ITA) (Alfa Romeo 147 2.0)

Theoretische Bestzeit: 1:50.776

Lap	D	Time	S1	S2	S3	Lap	D	Time	S1	S2	S3
1	1	6:37.709		52.664	44.177	5	1	1:51.608	28.469	43.066	40.073
2	1	1:56.131	28.975	46.402	40.754	6	1	1:52.868	27.637	43.298	41.933
3	1	1:52.883	27.918	44.033	40.932	7	1	1:52.885	27.976	43.756	41.153
4	1	1:52.163	27.966	43.501	40.696	8	1	1:52.979	27.907	43.774	41.298

19 Sergio Borsini (ITA) (Alfa Romeo 147)

Theoretische Bestzeit: 1:55.766

Lap	D	Time	S1	S2	S3	Lap	D	Time	S1	S2	S3
1	1	5:14.261		51.061	48.677	6	1	1:56.497	29.082	44.918	42.497
2	1	2:00.411	29.871	47.146	43.394	7	1	4:01.353	32.243	53.678	
3	1	1:57.475	29.503	45.475	42.497	8	1	2:16.895	47.785	45.776	43.334
4	1	1:57.296	29.549	45.361	42.386	9	1	1:56.764	29.118	45.145	42.501
5	1	1:56.402	28.592	45.139	42.671	10	1	1:56.504	28.855	45.393	42.256

29 Massimo Regni (ITA) (Porsche 997 GT3 Cup)

Theoretische Bestzeit: 1:49.236

Lap	D	Time	S1	S2	S3	Lap	D	Time	S1	S2	S3
1	1	3:15.507		51.073	52.464	5	1	1:50.971	28.096	42.126	40.749
2	1	2:02.722	31.828	46.595	44.299	6	1	1:49.568	28.428	41.486	39.654
3	1	1:53.284	29.392	43.120	40.772	7	1	2:11.000	28.600	47.611	54.789
4	1	1:50.404	28.273	42.014	40.117	8	1	2:33.842	28.933	49.234	

30 Marco Maranelli (ITA) Tiziano Frazza (Jaguar S-Type)

Theoretische Bestzeit: 1:52.952

Lap	D	Time	S1	S2	S3	Lap	D	Time	S1	S2	S3
1	1	3:15.605		46.669	46.919	4	1	9:46.804	29.679	46.857	
2	1	1:55.884	28.665	45.007	42.212	5	1	2:36.888	1:07.285	44.782	44.821
3	1	1:54.660	30.373	43.858	40.429	6	1	1:56.863	29.696	43.892	43.275

31 Pierluigi Nebuloni (ITA) (Porsche Cayman)

Theoretische Bestzeit: 1:53.552

Lap	D	Time	S1	S2	S3	Lap	D	Time	S1	S2	S3
1	1	3:42.834		53.990	47.619	6	1	1:55.453	29.325	44.643	41.485
2	1	1:56.754	29.722	44.368	42.664	7	1	1:53.706	29.079	43.472	41.155
3	1	1:56.760	29.377	45.512	41.871	8	1	1:55.359	28.925	44.277	42.157
4	1	1:54.757	29.057	43.649	42.051	9	1	1:59.169	30.135	47.316	41.718
5	1	1:54.606	29.537	43.575	41.494						

32 Patrick Daniel Bellezza (ITA) (Porsche Cayman)

Theoretische Bestzeit: 1:53.570

Lap	D	Time	S1	S2	S3	Lap	D	Time	S1	S2	S3
1	1	2:57.352		56.395	48.863	8	1	1:54.850	29.677	44.255	40.918
2	1	1:55.823	29.815	44.646	41.362	9	1	1:56.718	28.719	45.711	42.288
3	1	1:55.596	29.103	44.031	42.462	10	1	1:54.935	28.690	44.053	42.192
4	1	1:57.038	29.373	45.145	42.520	11	1	1:54.120	28.873	44.398	40.849
5	1	1:57.775	31.757	44.750	41.268	12	1	1:54.668	29.176	44.488	41.004
6	1	1:54.723	29.366	44.361	40.996	13	1	1:55.814	29.656	44.642	41.516
7	1	1:54.648	29.115	44.149	41.384						

33 Luigia Martina Del Castello (ITA) (Chevrolet Lumina)

Theoretische Bestzeit: 1:44.359

Lap	D	Time	S1	S2	S3	Lap	D	Time	S1	S2	S3
1	1	1:28.825				8	1	1:45.293	27.376	40.386	37.531
2	1	2:18.458	50.468	44.975	43.015	9	1	1:45.292	27.276	40.064	37.952
3	1	1:51.912	30.205	41.736	39.971	10	1	1:45.728	26.946	41.195	37.587
4	1	1:48.906	28.406	40.807	39.693	11	1	1:46.152	26.822	40.122	39.208
5	1	1:47.524	27.437	41.060	39.027	12	1	1:46.723	27.149	40.006	39.568
6	1	1:46.391	27.778	40.221	38.392	13	1	1:45.884	27.052	40.384	38.448
7	1	1:45.705	27.350	40.498	37.857						

34 Massimo Pigoli (ITA) (Porsche 997 Cup)

Theoretische Bestzeit: 1:41.359

Lap	D	Time	S1	S2	S3	Lap	D	Time	S1	S2	S3
1	1	2:51.082		41.171	38.513	4	1	14:07.814	12:15	48.633	1:04.076
2	1	1:42.433	25.954	39.839	36.640	5	1	1:47.933	26.697	40.145	41.091
3	1	2:15.338	29.115	47.747		6	1	1:41.794	25.591	39.128	37.075

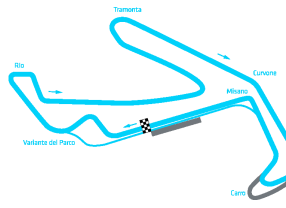
MISANO GRAND PRIX TRUCK 2018

Misano World Circuit, length 4048 m

25.-27. MAY 2018

Super Cup 2018

Lap Analysis qualifying, 26.05.2018

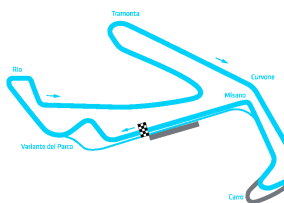


MISANO GRAND PRIX TRUCK 2018

Misano World Circuit, length 4048 m

25.-27. MAY 2018

Super Cup 2018



Lap Analysis qualifying, 26.05.2018

35 Alessandro Nervi (ITA) (Porsche 997 3.6)

Theoretische Bestzeit: 1:47.306

Lap	D	Time	S1	S2	S3	Lap	D	Time	S1	S2	S3
1	1	3:10.082		47.844	49.706	7	1	3:24.611	1:57.494	44.016	43.101
2	1	1:51.930	28.425	43.002	40.503	8	1	1:50.053	28.306	41.313	40.434
3	1	1:47.787	27.958	40.879	38.950	9	1	1:47.856	27.858	40.942	39.056
4	1	1:51.024	28.816	42.089	40.119	10	1	1:48.109	28.235	40.750	39.124
5	1	1:48.101	27.606	41.283	39.212	11	1	2:17.241	31.266	44.602	
6	1	2:08.899	29.376	45.357							

36 Andrii Iefimenko (UKR) (Porsche 991)

Theoretische Bestzeit: 1:43.213

Lap	D	Time	S1	S2	S3	Lap	D	Time	S1	S2	S3
1	1	3:10.760		1:03.255	48.234	8	1	1:46.492	27.558	40.209	38.725
2	1	1:59.725	31.943	44.644	43.138	9	1	1:43.237	26.390	39.582	37.265
3	1	1:48.474	28.516	41.629	38.329	10	1	1:46.271	26.755	39.558	39.958
4	1	1:47.533	27.395	40.210	39.928	11	1	1:47.512	27.598	39.611	40.303
5	1	1:48.653	29.925	40.806	37.922	12	1	2:36.692	31.861	56.287	
6	1	1:44.185	27.019	39.898	37.268	13	1	2:58.406	1:39.079	40.379	38.948
7	1	1:46.494	27.637	39.677	39.180						

37 Roberto Del Castello (ITA) (Cadillac CTS-V)

Theoretische Bestzeit: 1:45.144

Lap	D	Time	S1	S2	S3	Lap	D	Time	S1	S2	S3
1	1	3:23.712		47.564	40.515	5	1	1:45.569	27.748	39.881	37.940
2	1	1:48.868	28.378	41.412	39.078	6	1	1:46.171	27.442	40.165	38.564
3	1	1:46.866	28.446	40.390	38.030	7	1	1:46.261	27.323	40.349	38.589
4	1	1:47.575	28.273	39.924	39.378						

38 Lucio Cosimo Giofrè (ITA) (Porsche 991)

Theoretische Bestzeit: 1:42.556

Lap	D	Time	S1	S2	S3	Lap	D	Time	S1	S2	S3
1	1	3:08.920		54.753	49.229	7	1	1:46.599	27.095	40.922	38.582
2	1	1:52.003	29.060	42.345	40.598	8	1	1:43.852	26.515	39.902	37.435
3	1	1:45.964	27.036	40.117	38.811	9	1	1:53.803	26.312	39.123	48.368
4	1	3:05.978	27.517	40.044		10	1	2:05.602	26.586	39.712	59.304
5	1	2:23.049	49.651	51.811	41.587	11	1	1:48.648	26.499	40.569	41.580
6	1	1:46.289	26.874	39.376	40.039	12	1	1:44.136	26.934	40.081	37.121

42 Mario Alessandro Cagliani (ITA) (Porsche 997 Cup)

Theoretische Bestzeit: 1:47.065

Lap	D	Time	S1	S2	S3	Lap	D	Time	S1	S2	S3
1	1	4:12.173		47.338	44.247	7	1	1:48.961	27.785	41.938	39.238
2	1	1:54.527	29.195	43.042	42.290	8	1	1:49.793	28.522	41.745	39.526
3	1	1:50.925	27.943	43.141	39.841	9	1	1:49.504	28.828	41.633	39.043
4	1	1:54.708	29.098	42.738	42.872	10	1	2:09.029	31.874	49.407	47.748
5	1	1:53.442	29.427	42.259	41.756	11	1	1:56.831	32.350	43.418	41.063
6	1	1:50.242	27.988	41.834	40.420	12	1	1:48.065	26.999	41.023	40.043

43 Cataldo Romano (ITA) (Porsche 997 3,8)

Theoretische Bestzeit: 1:43.600

Lap	D	Time	S1	S2	S3	Lap	D	Time	S1	S2	S3
1	1	4:39.658		53.510	48.474	6	1	2:08.365	28.020	1:02.355	37.990
2	1	1:52.164	27.088	42.112	42.964	7	1	1:46.238	26.606	40.313	39.319
3	1	1:44.842	27.228	39.655	37.959	8	1	1:50.303	26.780	39.755	43.768
4	1	4:56.971	26.625	39.035		9	1	1:53.147	29.366	42.604	41.177
5	1	2:12.464	49.112	43.703	39.649	10	1	1:45.477	26.830	39.954	38.693

44 Alessandro Bettini (ITA) Mauro Cesari (Seat Leon SC)

Theoretische Bestzeit: 1:50.322

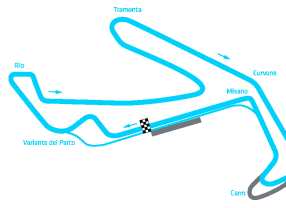
Lap	D	Time	S1	S2	S3	Lap	D	Time	S1	S2	S3
1	1	3:33.552		50.782	46.231	7	1	1:52.827	28.325	43.977	40.525
2	1	2:01.200	29.800	44.026	47.374	8	1	1:51.560	28.061	43.402	40.097
3	1	1:53.368	29.498	42.517	41.353	9	1	1:52.742	28.167	43.049	41.526
4	1	1:52.475	28.380	43.231	40.864	10	1	1:51.530	28.251	42.703	40.576
5	1	3:50.297	28.094	43.481		11	1	1:52.120	28.184	43.078	40.858
6	1	2:18.120	50.493	46.158	41.469	12	1	1:51.395	27.708	42.764	40.923

MISANO GRAND PRIX TRUCK 2018

Misano World Circuit, length 4048 m

25.-27. MAY 2018

Super Cup 2018



Lap Analysis qualifying, 26.05.2018

45 Enrico Battaglia (ITA) (BMW M3 E46)

Theoretische Bestzeit: 1:50.132

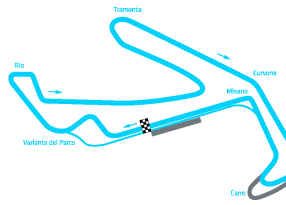
Lap	D	Time	S1	S2	S3	Lap	D	Time	S1	S2	S3
1	1	5:18.772		44.281	42.002	4	1	1:52.120	27.942	42.717	41.461
2	1	1:51.103	28.117	43.028	39.958	5	1	1:51.436	28.323	43.348	39.765
3	1	1:50.306	27.650	42.891	39.765						

MISANO GRAND PRIX TRUCK 2018

Misano World Circuit, length 4048 m

25.-27. MAY 2018

Super Cup 2018



Lap Analysis qualifying, 26.05.2018

46 Andrea Argenti (ITA) (Opel Astra TCR)						Theoretische Bestzeit: 1:46.130					
Lap	D	Time	S1	S2	S3	Lap	D	Time	S1	S2	S3
1	1	3:17.214		1:02.953	58.267	6	1	2:10.999	45.413	43.248	42.338
2	1	1:54.807	29.177	44.687	40.943	7	1	1:49.909	27.387	42.445	40.077
3	1	1:48.590	28.221	42.165	38.204	8	1	1:47.640	27.493	41.836	38.311
4	1	1:47.226	27.508	41.095	38.623	9	1	1:47.175	26.831	41.376	38.968
5	1	4:34.389	29.140	43.501							

48 Francesco Savoia (ITA) TBA (Seat Leon TCR)						Theoretische Bestzeit: 1:48.717					
Lap	D	Time	S1	S2	S3	Lap	D	Time	S1	S2	S3
1	1	15:11.540		43.503	39.742	2	1	1:48.717	27.312	41.905	39.500

76 Luigi Gallo (ITA) Stefano Bosi (Mini Cooper S)						Theoretische Bestzeit: 1:58.689					
Lap	D	Time	S1	S2	S3	Lap	D	Time	S1	S2	S3
1	1	4:12.492		48.818	44.949	6	1	2:23.244	50.136	48.652	44.456
2	1	1:59.553	29.981	45.823	43.749	7	1	1:58.802	29.409	45.672	43.721
3	1	2:00.376	29.686	46.480	44.210	8	1	1:59.802	29.825	46.178	43.799
4	1	1:59.276	29.816	45.852	43.608	9	1	1:59.408	29.751	45.818	43.839
5	1	3:19.174	29.926	49.648		10	1	3:01.123	1:14.285	54.369	52.469

77 Fausto Flavi (ITA) (Mini Cooper S)						Theoretische Bestzeit: 2:00.560					
Lap	D	Time	S1	S2	S3	Lap	D	Time	S1	S2	S3
1	1	5:04.741		57.072	52.905	7	1	2:02.411	30.323	47.535	44.553
2	1	2:12.632	31.564	51.521	49.547	8	1	2:01.962	30.302	47.624	44.036
3	1	2:05.953	31.228	48.454	46.271	9	1	2:00.938	29.896	47.224	43.818
4	1	2:10.843	31.611	49.423	49.809	10	1	2:01.393	30.093	47.145	44.155
5	1	2:03.587	30.394	47.351	45.842	11	1	2:01.776	30.316	46.846	44.614
6	1	2:03.636	31.092	47.033	45.511						

91 Sergii Kravets (UKR) Paulo Kopylets (Ford Fiesta 1,6)						Theoretische Bestzeit: 2:01.790					
Lap	D	Time	S1	S2	S3	Lap	D	Time	S1	S2	S3
1	1	3:23.386		57.998	50.471	6	1	6:36.065	4:50.761	55.709	49.595
2	1	2:08.553	32.149	48.757	47.647	7	1	2:06.419	32.945	48.171	45.303
3	1	2:09.769	33.115	48.456	48.198	8	1	2:01.896	29.908	47.425	44.563
4	1	2:06.412	31.137	48.339	46.936	9	1	2:03.391	29.922	48.033	45.436
5	1	2:05.869	31.384	47.986	46.499	10	1	2:03.254	29.802	47.784	45.668

92 Marco Tibiletti (ITA) Pierluigi Sturla (Honda Civic)						Theoretische Bestzeit: 2:01.075					
Lap	D	Time	S1	S2	S3	Lap	D	Time	S1	S2	S3
1	1	4:43.580		50.990	51.454	6	1	2:03.876	31.046	47.473	45.357
2	1	2:03.015	31.035	47.583	44.397	7	1	2:02.017	30.655	47.173	44.189
3	1	2:04.390	30.888	48.408	45.094	8	1	2:01.075	30.517	46.813	43.745
4	1	2:02.487	30.689	47.221	44.577	9	1	2:04.571	31.788	47.271	45.512
5	1	2:02.009	30.552	47.377	44.080						

94 Gianfranco Billo (ITA) (Peugeot 206 RC)						Theoretische Bestzeit: 1:58.084					
Lap	D	Time	S1	S2	S3	Lap	D	Time	S1	S2	S3
1	1	3:23.840		52.940	45.921	6	1	1:58.981	29.898	46.264	42.819
2	1	2:01.644	31.149	46.720	43.775	7	1	6:57.993	5:26.094	46.929	44.970
3	1	1:58.532	29.511	46.573	42.448	8	1	1:59.331	29.607	46.137	43.587
4	1	1:59.231	29.685	46.325	43.221	9	1	1:59.594	29.934	46.194	43.466
5	1	2:00.421	30.849	46.490	43.082	10	1	1:59.366	29.869	46.125	43.372

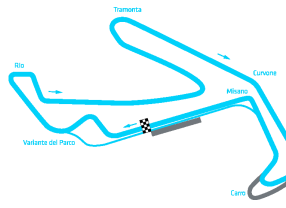
95 Michele Febbraro (ITA) Alessandro Bonacini (Honda Civic)						Theoretische Bestzeit: 1:58.028					
Lap	D	Time	S1	S2	S3	Lap	D	Time	S1	S2	S3
1	1	3:21.725		51.390	44.789	6	1	2:05.334	32.883	47.828	44.623
2	1	2:02.609	29.784	45.731	47.094	7	1	2:05.825	32.779	47.895	45.151
3	1	1:58.625	29.472	46.328	42.825	8	1	3:31.343	32.709	47.953	
4	1	4:54.344	32.643	50.447		9	1	2:32.017	54.770	51.438	45.809
5	1	2:33.432	52.997	53.452	46.983						

MISANO GRAND PRIX TRUCK 2018

Misano World Circuit, length 4048 m

25.-27. MAY 2018

Super Cup 2018



Lap Analysis qualifying, 26.05.2018

96 Gabriele Ceteroni (ITA) Andrea Ruani (Citroen Saxo)

Theoretische Bestzeit: 2:01.962

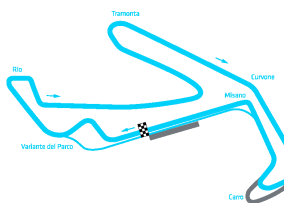
Lap	D	Time	S1	S2	S3	Lap	D	Time	S1	S2	S3
1	1	3:32.908		56.041	46.454	5	1	2:32.936	54.439	51.230	47.267
2	1	2:03.263	31.247	48.033	43.983	6	1	2:02.182	30.711	47.355	44.116
3	1	2:05.920	30.624	49.232	46.064	7	1	7:55.612	6:18.100	50.924	46.588
4	1	3:03.570	32.068	47.787							

MISANO GRAND PRIX TRUCK 2018

Misano World Circuit, length 4048 m

25.-27. MAY 2018

Super Cup 2018



Lap Analysis qualifying, 26.05.2018

112 Andrea Bonifazi (ITA) (Citroen Saxo)

Theoretische Bestzeit: 2:06.427

Lap	D	Time	S1	S2	S3	Lap	D	Time	S1	S2	S3
1	1	4:21.127		55.525	48.607	6	1	2:06.440	30.975	49.319	46.146
2	1	2:08.748	32.099	50.177	46.472	7	1	3:44.230	31.668	50.046	
3	1	2:11.737	32.935	50.070	48.732	8	1	2:35.614	53.622	53.023	48.969
4	1	3:32.308	31.763	55.880		9	1	2:25.759	33.151	56.953	55.655
5	1	2:28.958	52.265	50.560	46.133						

115 Ivan Fabris (ITA) Pietro Fabris (Citroen Saxo)

Theoretische Bestzeit: 2:06.438

Lap	D	Time	S1	S2	S3	Lap	D	Time	S1	S2	S3
1	1	4:26.407		53.772	49.658	6	1	4:08.488	37.976	58.275	
2	1	2:07.857	31.126	49.562	47.169	7	1	2:51.497	1:03.309	56.813	51.375
3	1	2:11.681	30.950	51.105	49.626	8	1	3:21.340	31.151	49.677	2:00.512
4	1	2:19.321	33.936	55.973	49.412	9	1	2:07.379	31.362	49.395	46.622
5	1	2:06.691	31.203	49.270	46.218						

126 Tonino Scocco (ITA) (Peugeot 106 1.3)

Theoretische Bestzeit: 2:08.878

Lap	D	Time	S1	S2	S3	Lap	D	Time	S1	S2	S3
1	1	5:22.013		55.757	53.677	6	1	2:09.440	31.532	50.537	47.371
2	1	2:12.329	32.759	51.058	48.512	7	1	4:27.489	31.575	55.923	
3	1	2:10.081	32.011	50.721	47.349	8	1	2:37.014	52.775	55.156	49.083
4	1	2:14.121	34.205	52.337	47.579	9	1	2:09.007	31.259	50.270	47.478
5	1	2:11.543	31.496	51.021	49.026						

129 Fausto Amendolagine (ITA) (Peugeot 106 1.3)

Theoretische Bestzeit: 2:06.721

Lap	D	Time	S1	S2	S3	Lap	D	Time	S1	S2	S3
1	1	5:29.628		1:05.774	55.372	5	1	2:35.754	56.379	51.632	47.743
2	1	2:14.413	33.050	52.417	48.946	6	1	2:08.983	31.387	51.056	46.540
3	1	2:10.137	31.907	50.061	48.169	7	1	2:07.066	30.807	50.051	46.208
4	1	3:39.944	31.138	49.706							

130 Luca Re (ITA) Matteo Sbei (Peugeot 106 Rally)

Theoretische Bestzeit: 2:10.620

Lap	D	Time	S1	S2	S3	Lap	D	Time	S1	S2	S3
1	1	4:26.206		59.103	50.883	6	1	2:11.605	32.277	51.547	47.781
2	1	2:11.916	32.740	51.299	47.877	7	1	2:20.744	36.069	55.337	49.338
3	1	2:30.716	38.856	58.245	53.615	8	1	2:11.208	32.399	51.765	47.044
4	1	3:15.889	39.427	53.556		9	1	2:11.683	32.680	51.609	47.394
5	1	2:36.308	52.995	53.394	49.919						

131 Alessandro Malavolta (ITA) (Peugeot 106)

Theoretische Bestzeit: 2:09.443

Lap	D	Time	S1	S2	S3	Lap	D	Time	S1	S2	S3
1	1	5:07.580		56.761	53.813	5	1	2:09.600	31.641	50.813	47.146
2	1	2:12.240	32.842	51.945	47.453	6	1	2:29.987	35.937	1:02.216	51.834
3	1	2:11.255	31.929	51.902	47.424	7	1	2:09.945	31.484	50.933	47.528
4	1	2:10.509	31.928	50.876	47.705	8	1	2:10.635	32.384	50.869	47.382

141 Emidio Luzi (ITA) (Renault Clio Rs Cup)

Theoretische Bestzeit: 1:56.941

Lap	D	Time	S1	S2	S3	Lap	D	Time	S1	S2	S3
1	1	3:18.666		1:00.718	54.439	7	1	2:24.403	52.086	47.402	44.915
2	1	2:02.890	30.905	47.125	44.860	8	1	1:59.786	29.923	47.277	42.586
3	1	1:58.234	29.571	45.893	42.770	9	1	1:58.039	29.707	45.913	42.419
4	1	1:59.521	29.284	46.621	43.616	10	1	2:02.908	31.462	46.880	44.566
5	1	1:58.125	29.911	45.939	42.275	11	1	1:59.324	29.813	46.126	43.385
6	1	3:35.709	29.556	45.382							

142 Gianluca Dragani (ITA) Andrea Giani (Renault Clio Rs Cup)

Theoretische Bestzeit: 1:58.920

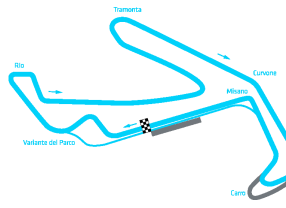
Lap	D	Time	S1	S2	S3	Lap	D	Time	S1	S2	S3
1	1	3:46.074		55.395	50.628	7	1	2:00.817	29.511	47.140	44.166
2	1	2:03.487	30.973	48.606	43.908	8	1	1:59.815	30.311	46.464	43.040
3	1	2:03.148	31.401	47.265	44.482	9	1	2:01.886	29.873	47.301	44.712
4	1	2:01.656	29.931	46.630	45.095	10	1	2:02.855	30.488	48.780	43.587

MISANO GRAND PRIX TRUCK 2018

Misano World Circuit, length 4048 m

25.-27. MAY 2018

Super Cup 2018



Lap Analysis qualifying, 26.05.2018

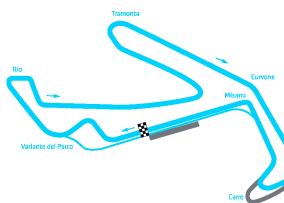
Lap	D	Time	S1	S2	S3	Lap	D	Time	S1	S2	S3
5	1	2:00.379	29.994	46.552	43.833	11	1	2:00.389	30.061	46.369	43.959
6	1	2:04.756	31.996	48.512	44.248						

MISANO GRAND PRIX TRUCK 2018

Misano World Circuit, length 4048 m

25.-27. MAY 2018

Super Cup 2018



Lap Analysis qualifying, 26.05.2018

143 Fabrizio Paolo Tablò (ITA) (Renault Clio Rs Cup)

Theoretische Bestzeit: 1:56.150

Lap	D	Time	S1	S2	S3	Lap	D	Time	S1	S2	S3
1	1	3:45.161		52.380	49.710	6	1	1:57.159	28.842	45.437	42.880
2	1	2:00.311	30.627	47.015	42.669	7	1	7:04.213	5:22.909	54.252	47.052
3	1	1:57.446	29.181	45.344	42.921	8	1	1:56.179	28.549	45.333	42.297
4	1	2:19.925	32.376	56.125	51.424	9	1	1:56.913	28.929	45.304	42.680
5	1	1:57.230	29.059	45.501	42.670						

144 Kyrlyo Bastrychev (UKR) Alberto Rizzo (Renault Clio Rs Cup)

Theoretische Bestzeit: 1:59.426

Lap	D	Time	S1	S2	S3	Lap	D	Time	S1	S2	S3
1	1	3:23.599		57.566	50.468	7	1	2:07.616	34.081	47.058	46.477
2	1	2:08.496	32.817	48.392	47.287	8	1	2:02.928	31.133	47.494	44.301
3	1	2:04.228	31.443	47.578	45.207	9	1	2:00.436	30.268	46.421	43.747
4	1	2:03.028	31.027	46.930	45.071	10	1	2:02.135	31.758	46.457	43.920
5	1	2:19.311	30.423	47.139		11	1	2:00.602	29.428	46.251	44.923
6	1	4:10.062	2:21.335	1:00.052	48.675						

145 Massimo Billo (ITA) (Renault Clio Rs Cup)

Theoretische Bestzeit: 1:56.063

Lap	D	Time	S1	S2	S3	Lap	D	Time	S1	S2	S3
1	1	4:09.613		51.048	43.964	5	1	4:25.857	2:49.512	50.316	46.029
2	1	1:56.552	28.436	45.437	42.679	6	1	1:57.019	28.797	45.696	42.526
3	1	1:57.106	29.425	45.491	42.190	7	1	1:58.244	29.109	45.905	43.230
4	1	4:25.408	2:27.552	50.229		8	1	1:57.625	29.258	45.780	42.587

146 Mario Beltrami (ITA) (Renault Clio Rs Cup)

Theoretische Bestzeit: 1:55.368

Lap	D	Time	S1	S2	S3	Lap	D	Time	S1	S2	S3
1	1	10:09.961		1:00.337	50.064	4	1	2:03.676	30.400	47.935	45.341
2	1	2:00.028	28.868	45.541	45.619	5	1	1:59.163	30.555	46.144	42.464
3	1	1:55.368	28.323	44.697	42.348	6	1	1:56.337	28.510	45.008	42.819

147 Andrea Dalla Bona (ITA) (Renault Clio Rs Cup)

Theoretische Bestzeit: 1:58.632

Lap	D	Time	S1	S2	S3	Lap	D	Time	S1	S2	S3
1	1	3:37.758		56.499	47.679	5	1	1:59.277	29.196	46.174	43.907
2	1	2:00.328	30.326	45.895	44.107	6	1	1:59.008	29.482	45.985	43.541
3	1	2:04.318	30.244	48.942	45.132	7	1	4:26.038	31.759	51.723	
4	1	2:22.037	35.679	58.083	48.275						

149 Massimo Massaro (ITA) (Renault Clio Rs Cup)

Theoretische Bestzeit: 1:58.617

Lap	D	Time	S1	S2	S3	Lap	D	Time	S1	S2	S3
1	1	3:35.152		56.277	47.459	5	1	1:59.259	29.544	46.233	43.482
2	1	4:03.778	2:31.914	47.555	44.309	6	1	6:31.197	5:00.293	46.707	44.197
3	1	1:59.783	29.925	46.037	43.821	7	1	1:58.617	29.379	45.840	43.398
4	1	2:00.956	29.619	46.270	45.067						

163 Marcello Gunnella (ITA) Angelo Pucci Grossi (Mitjet)

Theoretische Bestzeit: 2:01.661

Lap	D	Time	S1	S2	S3	Lap	D	Time	S1	S2	S3
1	1	3:31.632		57.235	46.253	6	1	2:02.813	31.737	46.873	44.203
2	1	2:02.749	31.067	46.751	44.931	7	1	2:03.378	31.983	46.870	44.525
3	1	2:06.627	31.926	48.861	45.840	8	1	2:02.632	30.911	47.452	44.269
4	1	2:04.151	31.628	47.496	45.027	9	1	2:03.038	31.062	46.798	45.178
5	1	2:04.555	32.192	47.482	44.881	10	1	2:05.817	34.881	46.937	43.999

165 Nicolò Pezzuto (ITA) (Mitjet)

Theoretische Bestzeit: 1:55.258

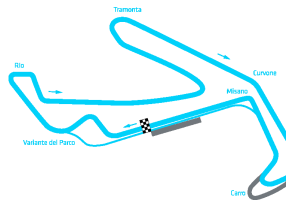
Lap	D	Time	S1	S2	S3	Lap	D	Time	S1	S2	S3
1	1	3:29.478		56.419	45.787	7	1	1:56.016	29.008	44.907	42.101
2	1	2:02.924	31.312	46.819	44.793	8	1	1:57.915	29.261	45.861	42.793
3	1	2:01.817	33.210	45.960	42.647	9	1	1:59.858	31.059	45.404	43.395
4	1	1:56.325	29.393	44.932	42.000	10	1	1:56.272	29.399	45.130	41.743
5	1	2:00.155	29.651	45.424	45.080	11	1	1:56.993	29.217	44.603	43.173
6	1	1:56.461	29.361	44.772	42.328	12	1	1:56.894	28.912	44.605	43.377

MISANO GRAND PRIX TRUCK 2018

Misano World Circuit, length 4048 m

25.-27. MAY 2018

Super Cup 2018



Lap Analysis qualifying, 26.05.2018

166 Angelo Pucci Grossi (ITA) (Mitjet)

Theoretische Bestzeit: 1:55.099

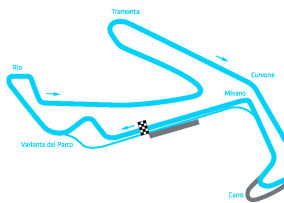
Lap	D	Time	S1	S2	S3	Lap	D	Time	S1	S2	S3
1	1	5:44.810		1:00.554	43.852	4	1	7:29.558	29.795	45.325	
2	1	2:06.740	29.214	45.004	52.522	5	1	6:54.147	5:23.669	47.400	43.078
3	1	1:56.548	29.649	44.981	41.918	6	1	1:55.099	29.053	44.622	41.424

MISANO GRAND PRIX TRUCK 2018

Misano World Circuit, length 4048 m

25.-27. MAY 2018

Super Cup 2018



Lap Analysis qualifying, 26.05.2018

170 Eliseo Cruciani (ITA) (Citroen Saxo 1.6)

Theoretische Bestzeit: 2:00.266

Lap	D	Time	S1	S2	S3	Lap	D	Time	S1	S2	S3
1	1	4:23.963		49.154	45.728	6	1	6:02.903	35.273	52.023	
2	1	2:01.310	29.949	47.481	43.880	7	1	2:39.565	52.190	56.144	51.231
3	1	2:00.830	29.711	47.670	43.449	8	1	2:02.439	30.366	47.939	44.134
4	1	2:00.666	29.618	47.286	43.762	9	1	2:03.321	30.896	48.634	43.791
5	1	2:02.464	29.531	47.365	45.568						

171 Fabrizio Massaini (ITA) Giorgio Massaini (Citroen Saxo)

Theoretische Bestzeit: 2:10.548

Lap	D	Time	S1	S2	S3	Lap	D	Time	S1	S2	S3
1	1	4:18.409		54.203	50.448	4	1	2:12.821	32.903	52.162	47.756
2	1	2:13.061	34.475	51.208	47.378	5	1	2:14.921	32.472	53.566	48.883
3	1	2:12.157	32.466	52.007	47.684	6	1	2:11.057	31.962	51.449	47.646

172 Pier Alberto Maffia (ITA) Mario Benvenuti (Citroen Saxo Vts)

Theoretische Bestzeit:

Lap	D	Time	S1	S2	S3	Lap	D	Time	S1	S2	S3
1	1	5:45.779		1:07.241	1:07.931						

176 Pino Severino (ITA) (Renault Clio 1,6)

Theoretische Bestzeit: 2:01.873

Lap	D	Time	S1	S2	S3	Lap	D	Time	S1	S2	S3
1	1	3:44.520		1:00.197	57.512	6	1	2:11.370	31.546	51.383	48.441
2	1	2:06.007	31.868	47.662	46.477	7	1	2:05.659	30.266	50.780	44.613
3	1	2:04.624	30.808	47.127	46.689	8	1	2:08.628	31.716	48.206	48.706
4	1	3:09.252	30.594	47.895		9	1	2:04.154	30.133	47.791	46.230
5	1	2:24.591	50.002	47.978	46.611	10	1	2:06.905	30.350	47.832	48.723

902 () ()

Theoretische Bestzeit: 1:47.336

Lap	D	Time	S1	S2	S3	Lap	D	Time	S1	S2	S3
1	1	1:57.087				7	1	1:06.789			
2	1	2:15.665	49.798	45.445	40.422	8	1	2:11.673	48.401	43.538	39.734
3	1	1:51.902	28.854	43.237	39.811	9	1	1:48.554	27.290	41.928	39.336
4	1	1:47.378	26.865	41.567	38.946	10	1	1:48.305	27.431	41.970	38.904
5	1	1:51.563	28.271	42.030	41.262	11	1	3:40.625	27.379	43.781	
6	1	2:09.450	27.027	41.670							