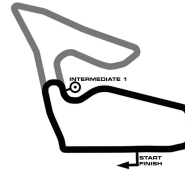


FIA EUROPEAN TRUCK RACE TROPHY

Red Bull Ring, length 4318 m

12.-14. MAY 2017

Sports Car Challenge - P9 Challenge



Lap Analysis qualifying 1, 14.05.2017

1 Simon STOLLER (CHE) PRC-Audi-Turbo Division 1 - Sportprototy theoretical besttime: 1:29.044

Lap	Time	S1	V1	S2	V2	Lap	Time	S1	V1	S2	V2
1	2:46.340			29.797	220	6	1:42.479	1:03.867			
2	1:33.536	1:05.463		28.073	222	7	4:52.607	4:24.450		28.157	225
3	1:31.857	1:03.567		28.290	225	8	1:31.111	1:03.372		27.739	219
4	1:33.063	1:04.993		28.070	224	9	1:29.684	1:02.395		27.289	223
5	1:31.084	1:03.334		27.750	224	10	1:29.128	1:01.754		27.373	224

2 Turi BREITENMOSER (CHE) PRC-Ford Division 1 - Sportprototype theoretical besttime: 1:28.298

Lap	Time	S1	V1	S2	V2	Lap	Time	S1	V1	S2	V2
1	2:39.224			34.363	219	7	1:29.705	1:01.751		27.954	229
2	1:34.146	1:04.656		29.490	228	8	1:28.298	1:00.534		27.765	227
3	1:30.219	1:02.093		28.126	229	9	1:29.965	1:01.093		28.872	225
4	1:29.522	1:01.611		27.911	228	10	1:29.456	1:01.357		28.099	224
5	1:42.499	1:00.910				11	1:29.418	1:00.943		28.475	226
6	2:41.040	2:11.392		29.648	229						

7 Siegmur PFEIFER (DEU) Norma-BMW Division 1 - Sportprototypen theoretical besttime: 1:27.459

Lap	Time	S1	V1	S2	V2	Lap	Time	S1	V1	S2	V2
1	2:38.398			32.182	216	6	5:24.609	4:56.865		27.744	221
2	1:33.131	1:03.880		29.251	219	7	1:27.459	1:00.691		26.768	220
3	1:30.627	1:02.768		27.859	220	8	1:47.466	1:17.965		29.501	217
4	1:28.783	1:01.312		27.471	219	9	1:27.860	1:00.821		27.039	221
5	2:11.908	1:25.459									

8 Wolfgang PAYR (AUT) PRC-Audi-Turbo Division 1 - Sportprototyp theoretical besttime: 1:30.886

Lap	Time	S1	V1	S2	V2	Lap	Time	S1	V1	S2	V2
1	2:40.825			35.081	218	6	1:31.527	1:03.208		28.319	225
2	1:37.185	1:06.821		30.364	219	7	1:54.320	1:21.576		32.744	225
3	1:35.221	1:04.767		30.454	220	8	1:31.139	1:02.567		28.572	219
4	1:54.940	1:05.524				9	1:39.240	1:08.957		30.283	219
5	2:55.364	2:23.675		31.689	217	10	1:42.278	1:11.648		30.630	218

9 Roland RUPPRECHTER (AUT) Norma-Honda-Kompr. Division 1 - Sportprototypen theoretical besttime: 1:36.447

Lap	Time	S1	V1	S2	V2	Lap	Time	S1	V1	S2	V2
1	2:58.273			37.865	185	5	1:40.080	1:08.078		32.002	197
2	1:49.603	1:15.730		33.873	194	6	1:38.998	1:08.373		30.625	199
3	1:44.141	1:12.169		31.972	196	7	1:40.129	1:09.528		30.601	201
4	1:41.416	1:10.134		31.282	198	8	1:36.447	1:06.744		29.701	201

10 Philipp WILHELM (AUT) Norma-Nissan Division 1 - Sportprototype theoretical besttime: 1:35.295

Lap	Time	S1	V1	S2	V2	Lap	Time	S1	V1	S2	V2
1	3:03.449			41.929	193	7	1:35.576	1:05.837		29.739	206
2	1:52.871	1:19.181		33.690	203	8	1:38.060	1:07.985		30.075	208
3	1:47.045	1:13.745		33.300	206	9	1:36.090	1:06.386		29.704	208
4	1:39.221	1:07.901		31.320	210	10	1:36.147	1:06.484		29.663	209
5	1:38.365	1:08.447		29.918	212	11	1:35.888	1:06.430		29.458	210
6	1:38.947	1:07.572		31.375	208	12	1:41.232	1:08.034		33.198	204

12 Alexander FRANK (AUT) PRC-BMW Division 1 - Sportprototypen theoretical besttime: 1:37.248

Lap	Time	S1	V1	S2	V2	Lap	Time	S1	V1	S2	V2
1	3:02.498			43.972	189	6	1:40.069	1:08.774		31.295	199
2	1:52.276	1:18.213		34.063	191	7	1:37.248	1:07.294		29.949	201
3	1:48.592	1:15.028		33.564	189	8	1:39.075	1:08.463		30.612	197
4	1:41.711	1:10.493		31.218	196	9	2:17.265	1:25.475			
5	1:43.686	1:11.294		32.392	199						

30 Andreas HASLER (AUT) Radical SR4 Division 2 - Sportprototypen theoretical besttime: 1:40.913

Lap	Time	S1	V1	S2	V2	Lap	Time	S1	V1	S2	V2
1	2:51.487			36.975	181	6	1:42.329	1:10.461		31.868	183
2	1:47.272	1:14.225		33.047	182	7	1:43.650	1:11.744		31.906	184
3	1:44.494	1:11.869		32.625	179	8	1:41.837	1:10.528		31.309	184
4	1:42.776	1:10.707		32.069	183	9	1:41.174	1:09.834		31.340	185
5	1:42.810	1:10.653		32.157	184	10	1:40.953	1:09.604		31.349	183

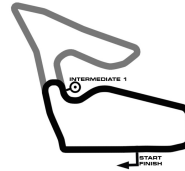
FIA EUROPEAN TRUCK RACE TROPHY

Red Bull Ring, length 4318 m

12.-14. MAY 2017

Sports Car Challenge - P9 Challenge

Lap Analysis qualifying 1, 14.05.2017

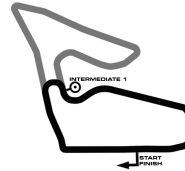


FIA EUROPEAN TRUCK RACE TROPHY

Red Bull Ring, length 4318 m

12.-14. MAY 2017

Sports Car Challenge - P9 Challenge



Lap Analysis qualifying 1, 14.05.2017

31 Norbert GROER (AUT) Ligier-Honda Division 2 - Sportprototypen theoretical besttime: 1:33.066

Lap	Time	S1	V1	S2	V2	Lap	Time	S1	V1	S2	V2
1	2:45.972			30.258	194	5	1:34.008	1:05.341		28.667	198
2	1:35.417	1:06.730		28.687	196	6	1:33.554	1:04.887		28.667	197
3	1:33.487	1:04.960		28.527	198	7	1:45.116	1:06.172			
4	1:34.207	1:04.539		29.668	198	8	5:11.327	4:31.692			

402 Michael OLIVER (AUT) Porsche 991 GT3 Cup P9-Challenge Klasse theoretical besttime: 1:35.243

Lap	Time	S1	V1	S2	V2	Lap	Time	S1	V1	S2	V2
1	2:58.170			35.132	194	5	1:35.243	1:05.631		29.612	198
2	1:38.844	1:08.158		30.686	197	6	1:35.640	1:05.632		30.008	198
3	1:35.784	1:05.882		29.902	198	7	2:10.810	1:22.705			
4	1:36.334	1:06.311		30.023	198	8	2:26.172	1:51.781		34.391	197

403 Thomas PRAGER (DEU) Porsche 997 GT3 MK II P9-Challenge Klasse theoretical besttime: 1:38.420

Lap	Time	S1	V1	S2	V2	Lap	Time	S1	V1	S2	V2
1	3:03.712			32.628	195	7	1:45.955	1:13.870		32.085	196
2	1:55.685	1:21.066		34.619	195	8	1:40.144	1:09.275		30.869	195
3	1:48.159	1:13.862		34.297	197	9	1:40.331	1:09.246		31.085	196
4	1:41.437	1:10.433		31.004	197	10	1:38.702	1:08.201		30.501	197
5	1:38.991	1:08.052		30.939	196	11	1:38.723	1:08.355		30.368	196
6	1:40.541	1:08.056		32.485	196	12	1:57.286	1:16.644			

405 Friedrich RABENSTEINER (AUT) Porsche 997 GT3 MK II P9-Challenge Klasse theoretical besttime: 1:48.919

Lap	Time	S1	V1	S2	V2	Lap	Time	S1	V1	S2	V2
1	2:22.346			38.891	177	7	1:52.170	1:16.561		35.609	184
2	1:53.201	1:15.345		37.856	182	8	1:48.936	1:13.661		35.275	183
3	1:53.138	1:17.171		35.967	181	9	1:54.997	1:19.519		35.478	182
4	1:51.977	1:16.688		35.289	185	10	1:56.766	1:21.347		35.419	174
5	1:50.020	1:14.762		35.258	184	11	2:14.695	1:20.778			
6	1:53.766	1:16.687		37.079	184						

406 Harald PAVLAS (AUT) Porsche 991 GT3 Cup P9-Challenge Klasse theoretical besttime: 1:33.722

Lap	Time	S1	V1	S2	V2	Lap	Time	S1	V1	S2	V2
1	3:17.558			31.363	184	5	5:49.959	5:20.113		29.846	198
2	1:39.219	1:09.198		30.021	200	6	1:34.479	1:04.978		29.501	201
3	1:35.162	1:05.792		29.370	200	7	1:35.332	1:06.209		29.123	201
4	1:33.872	1:04.599		29.273	202	8	2:04.137	1:22.662			

409 Karin SINHART (DEU) Porsche 997 GT3 MK II P9-Challenge Klasse theoretical besttime: 1:46.233

Lap	Time	S1	V1	S2	V2	Lap	Time	S1	V1	S2	V2
1	3:03.117			46.241	164	6	1:47.870	1:13.257		34.613	192
2	2:02.578	1:25.626		36.952	189	7	1:46.669	1:12.329		34.340	190
3	1:58.484	1:16.226				8	1:48.116	1:14.167		33.949	194
4	2:55.109	2:20.012		35.097	191	9	1:50.067	1:16.163		33.904	189
5	1:52.224	1:16.277		35.947	193	10	1:48.893	1:14.068		34.825	166

444 Boris SCHIMANSKI (DEU) Porsche 991 GT3 Cup P9-Challenge Klasse theoretical besttime: 1:36.953

Lap	Time	S1	V1	S2	V2	Lap	Time	S1	V1	S2	V2
1	2:49.988			39.134	194	7	1:40.824	1:09.612		31.212	195
2	1:40.227	1:09.209		31.018	199	8	1:38.547	1:08.384		30.163	198
3	1:37.988	1:07.311		30.677	196	9	1:37.329	1:07.155		30.174	197
4	1:37.062	1:06.972		30.090	199	10	1:37.474	1:06.940		30.534	198
5	1:53.160	1:13.093				11	1:37.059	1:06.863		30.196	198
6	3:47.305	3:16.478		30.827	196						

455 Franz IRXENMAYR (AUT) Porsche 997 GT3 Cup P9-Challenge Klasse theoretical besttime: 1:36.109

Lap	Time	S1	V1	S2	V2	Lap	Time	S1	V1	S2	V2
1	1:56.074			31.773	195	7	3:36.756	3:06.275		30.481	199
2	1:39.608	1:08.525		31.083	194	8	1:37.371	1:06.696		30.675	197
3	1:37.816	1:07.455		30.361	199	9	1:37.734	1:07.556		30.178	199
4	1:38.269	1:07.911		30.358	199	10	1:37.112	1:07.148		29.964	201
5	1:37.788	1:07.442		30.346	199	11	1:36.245	1:06.142			200
6	2:21.977	1:34.655									

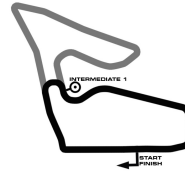
FIA EUROPEAN TRUCK RACE TROPHY

Red Bull Ring, length 4318 m

12.-14. MAY 2017

Sports Car Challenge - P9 Challenge

Lap Analysis qualifying 1, 14.05.2017

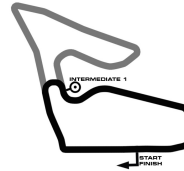


FIA EUROPEAN TRUCK RACE TROPHY

Red Bull Ring, length 4318 m

12.-14. MAY 2017

Sports Car Challenge - P9 Challenge



Lap Analysis qualifying 1, 14.05.2017

503 Wolfgang TRILLER (DEU) Porsche 997 GT3 Cup P9-Challenge KlA theoretical besttime: 1:33.041

Lap	Time	S1	V1	S2	V2	Lap	Time	S1	V1	S2	V2
1	8:15.794			38.532	177	5	1:33.041	1:03.703		29.338	204
2	1:45.800	1:15.920		29.880	207	6	1:33.381	1:04.037		29.344	206
3	1:35.864	1:05.904		29.960	206	7	1:47.934	1:10.124			
4	1:34.362	1:04.850		29.512	204						

504 Josef STADTEGGER (AUT) Porsche 991 GT3 Cup P9-Challenge K theoretical besttime: 1:35.752

Lap	Time	S1	V1	S2	V2	Lap	Time	S1	V1	S2	V2
1	2:22.042			35.811	193	7	3:05.482	2:35.103		30.379	203
2	1:41.135	1:09.827		31.308	199	8	1:36.373	1:06.228		30.145	200
3	1:37.524	1:07.122		30.402	200	9	1:39.250	1:06.252		32.998	201
4	1:36.950	1:06.740		30.210	201	10	1:39.200	1:08.945		30.255	203
5	1:35.910	1:05.934		29.976	203	11	1:53.438	1:06.526			
6	1:50.707	1:05.776									

602 Albert STEPHAN (DEU) Porsche 997 RSR P9-Challenge Klasse 6 theoretical besttime: 1:32.788

Lap	Time	S1	V1	S2	V2	Lap	Time	S1	V1	S2	V2
1	2:37.969			32.559	219	6	5:08.551	4:38.127		30.424	213
2	1:33.395	1:03.945		29.450	217	7	1:33.312	1:04.261		29.051	216
3	1:35.031	1:05.362		29.669	215	8	1:34.176	1:04.010		30.166	212
4	1:33.577	1:03.737		29.840	217	9	2:03.369	1:17.951			
5	1:44.622	1:04.279									

603 Richard KAULITZ (DEU) Saleen P9-Challenge Klasse 6 theoretical besttime: 1:39.119

Lap	Time	S1	V1	S2	V2	Lap	Time	S1	V1	S2	V2
1	3:11.971			35.902	202	7	1:40.099	1:08.844		31.255	203
2	1:49.412	1:16.642		32.770	208	8	1:56.839	1:08.915			
3	1:44.647	1:12.650		31.997	208	9	00.048				
4	1:40.177	1:09.216		30.961	209	10	3:18.853	2:36.336			
5	1:39.486	1:08.487		30.999	207	11	00.053				
6	1:39.144	1:08.156		30.986	208						

605 Hermann SPECK (DEU) Porsche 997 GT3 R013 P9-Challenge Klas theoretical besttime: 1:32.071

Lap	Time	S1	V1	S2	V2	Lap	Time	S1	V1	S2	V2
1	2:13.103			36.229	194	6	3:49.540	3:20.640		28.900	207
2	1:35.445	1:05.905		29.540	207	7	1:33.927	1:05.109		28.818	208
3	1:32.841	1:04.243		28.598	206	8	1:32.955	1:04.114		28.841	206
4	1:32.188	1:03.722		28.466	207	9	1:32.620	1:04.271		28.349	208
5	1:43.570	1:06.548				10	2:16.086	1:30.283			

611 K. FRITZ (DEU) Porsche 997 GT2 P9-Challenge Klasse 6 theoretical besttime: 1:29.750

Lap	Time	S1	V1	S2	V2	Lap	Time	S1	V1	S2	V2
1	2:16.610			37.031	218	7	1:29.944	1:02.034		27.910	221
2	1:31.090	1:02.807		28.283	220	8	2:45.639	1:59.844		45.795	218
3	1:30.279	1:02.329		27.950	222	9	1:30.400	1:02.250		28.150	222
4	1:30.357	1:02.308		28.049	221	10	1:29.750	1:01.922		27.828	222
5	1:32.281	1:04.060		28.221	223	11	2:12.721	1:28.760			
6	1:30.550	1:02.084		28.466	220						