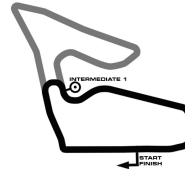


FIA EUROPEAN TRUCK RACE TROPHY

Red Bull Ring, length 4318 m

12.-14. MAY 2017

Sports Car Challenge - P9 Challenge



Lap Analysis Race 2, 14.05.2017

1 Simon STOLLER (CHE) PRC-Audi-Turbo Division 1 - Sportprototy theoretical besttime: 1:26.861

Lap	Time	S1	V1	S2	V2	Lap	Time	S1	V1	S2	V2
1	1:33.369	1:06.199		27.170	221	12	1:28.219	1:01.301		26.918	224
2	1:29.215	1:02.055		27.160	222	13	1:28.420	1:01.418		27.002	221
3	1:28.859	1:01.775		27.084	220	14	1:28.591	1:01.712		26.879	224
4	1:28.659	1:01.797		26.862	223	15	1:28.489	1:01.640		26.849	223
5	1:28.591	1:01.663		26.928	224	16	1:28.776	1:01.953		26.823	222
6	1:29.246	1:02.790		26.456	223	17	1:28.544	1:01.886		26.658	222
7	1:27.724	1:01.208		26.516	223	18	1:28.610	1:01.980		26.630	223
8	1:27.073	1:00.616		26.457	223	19	1:28.804	1:02.004		26.800	223
9	1:27.014	1:00.769		26.245	224	20	1:29.148	1:02.268		26.880	222
10	1:29.673	1:02.292		27.381	224	21	1:29.020	1:02.272		26.748	223
11	1:28.453	1:01.263		27.190	222	22	1:30.765	1:02.024		28.741	176

4 Andreas FIEDLER (DEU) PRC-Honda Division 1 - Sportprototypen theoretical besttime: 1:38.474

Lap	Time	S1	V1	S2	V2	Lap	Time	S1	V1	S2	V2
1	1:49.548	1:18.438		31.110	183	11	1:39.180	1:09.048		30.132	183
2	1:40.953	1:10.272		30.681	184	12	1:38.992	1:08.979		30.013	185
3	1:42.229	1:11.610		30.619	184	13	1:38.544	1:08.461		30.083	185
4	1:41.498	1:10.881		30.617	183	14	1:39.075	1:08.776		30.299	183
5	1:40.776	1:10.183		30.593	184	15	1:38.870	1:08.805		30.065	186
6	1:40.059	1:09.876		30.183	186	16	1:41.837	1:10.430		31.407	184
7	1:41.297	1:09.194		32.103	185	17	1:40.090	1:09.364		30.726	184
8	1:39.253	1:08.865		30.388	184	18	1:43.727	1:12.816		30.911	183
9	1:38.793	1:08.659		30.134	182	19	1:43.262	1:12.236		31.026	184
10	1:39.412	1:09.013		30.399	183	20	1:41.598	1:10.886		30.712	183

7 Siegmair PFEIFER (DEU) Norma-BMW Division 1 - Sportprototypen theoretical besttime: 1:27.092

Lap	Time	S1	V1	S2	V2	Lap	Time	S1	V1	S2	V2
1	1:33.262	1:05.066		28.196	218	12	1:29.550	1:02.043		27.507	217
2	1:29.083	1:01.659		27.424	221	13	1:28.229	1:00.786		27.443	221
3	1:28.713	1:01.313		27.400	219	14	1:27.925	1:00.601		27.324	219
4	1:28.814	1:01.816		26.998	221	15	1:39.931	1:01.804		38.127	212
5	1:28.556	1:01.529		27.027	220	16	1:30.281	1:02.747		27.534	219
6	1:30.693	1:03.536		27.157	219	17	1:28.843	1:01.738		27.105	219
7	1:27.722	1:00.787		26.935	219	18	1:29.037	1:01.737		27.300	219
8	1:27.760	1:00.521		27.233	219	19	1:28.656	1:01.564		27.092	220
9	1:27.705	1:01.140		26.565	220	20	1:30.371	1:01.888		28.483	218
10	1:29.372	1:01.592		27.780	220	21	1:31.528	1:03.848		27.680	218
11	1:29.602	1:02.180		27.422	219	22	1:31.208	1:03.065		28.143	219

8 Wolfgang PAYR (AUT) PRC-Audi-Turbo Division 1 - Sportprototyp theoretical besttime: 1:27.749

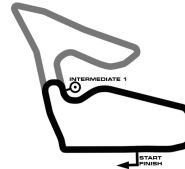
Lap	Time	S1	V1	S2	V2	Lap	Time	S1	V1	S2	V2
1	1:35.750	1:07.688		28.062	224	12	1:29.218	1:01.777		27.441	221
2	1:29.889	1:02.037		27.852	226	13	1:29.654	1:01.923		27.731	221
3	1:29.109	1:01.580		27.529	223	14	1:30.579	1:02.566		28.013	223
4	1:29.327	1:01.701		27.626	222	15	1:29.864	1:01.925		27.939	227
5	1:29.221	1:01.691		27.530	222	16	1:28.952	1:01.503		27.449	227
6	1:58.452	1:28.931		29.521	221	17	1:32.258	1:02.405		29.853	221
7	1:32.013	1:03.631		28.382	223	18	1:30.240	1:02.510		27.730	226
8	1:30.396	1:02.254		28.142	224	19	1:30.848	1:02.548		28.300	227
9	1:30.705	1:02.840		27.865	225	20	1:29.142	1:01.737		27.405	224
10	1:30.516	1:02.254		28.262	225	21	1:27.749	1:00.771		26.974	226
11	1:29.539	1:02.151		27.388	226	22	1:31.497	1:02.604		28.893	221

FIA EUROPEAN TRUCK RACE TROPHY

Red Bull Ring, length 4318 m

12.-14. MAY 2017

Sports Car Challenge - P9 Challenge



Lap Analysis Race 2, 14.05.2017

10 Philipp WILHELM (AUT) Norma-Nissan Division 1 - Sportprototypen theoretical besttime: 1:33.408

Lap	Time	S1	V1	S2	V2	Lap	Time	S1	V1	S2	V2
1	1:54.296	1:22.425		31.871	205	11	1:42.669	1:11.189		31.480	194
2	1:38.011	1:07.525		30.486	206	12	1:41.454	1:10.822		30.632	205
3	1:39.390	1:09.017		30.373	209	13	1:37.620	1:08.100		29.520	209
4	1:37.743	1:07.784		29.959	208	14	1:35.666	1:06.006		29.660	208
5	1:36.315	1:06.854		29.461	211	15	1:36.921	1:06.955		29.966	208
6	1:34.536	1:05.275		29.261	211	16	1:33.972	1:04.60		29.367	211
7	1:37.259	1:06.478		30.781	210	17	1:33.526	1:04.723		28.803	212
8	1:35.948	1:05.451		30.497	210	18	1:33.650	1:04.683		28.967	208
9	1:42.261	1:08.543		33.718	203	19	1:36.271	1:06.607		29.664	208
10	1:42.709	1:11.734		30.975	193	20	1:34.751	1:04.876		29.875	210

12 Alexander FRANK (AUT) PRC-BMW Division 1 - Sportprototypen theoretical besttime: 1:36.205

Lap	Time	S1	V1	S2	V2	Lap	Time	S1	V1	S2	V2
1	1:47.269	1:16.661		30.608	194	4	1:37.829	1:07.845		29.984	204
2	1:39.005	1:08.334		30.671	206	5	1:36.205	1:06.60		29.599	204
3	1:38.850	1:08.602		30.248	203	6	1:37.190	1:07.140		30.050	195

30 Andreas HASLER (AUT) Radical SR4 Division 2 - Sportprototypen theoretical besttime: 1:40.600

Lap	Time	S1	V1	S2	V2	Lap	Time	S1	V1	S2	V2
1	1:55.219	1:21.958		33.261	183	11	1:43.061	1:11.072		31.989	183
2	1:45.271	1:12.209		33.062	183	12	1:42.694	1:11.331		31.363	184
3	1:46.098	1:13.775		32.323	182	13	1:42.377	1:10.527		31.850	183
4	1:43.846	1:12.008		31.838	183	14	1:41.287	1:10.008		31.279	184
5	1:43.586	1:11.716		31.870	183	15	1:42.196	1:10.959		31.237	186
6	1:43.442	1:11.762		31.680	185	16	1:41.192	1:10.264		30.928	185
7	1:42.425	1:10.726		31.699	184	17	1:41.806	1:10.135		31.671	186
8	1:42.306	1:10.626		31.680	183	18	1:40.929	1:09.67		31.257	186
9	1:42.677	1:10.885		31.792	183	19	1:41.028	1:09.968		31.060	187
10	1:43.393	1:11.453		31.940	182						

31 Norbert GROER (AUT) Ligier-Honda Division 2 - Sportprototypen theoretical besttime: 1:32.671

Lap	Time	S1	V1	S2	V2	Lap	Time	S1	V1	S2	V2
1	1:46.171	1:15.717		30.454	194	12	1:36.157	1:06.508		29.649	195
2	1:38.861	1:08.172		30.689	193	13	1:33.684	1:04.777		28.907	196
3	1:36.047	1:06.787		29.260	197	14	1:36.124	1:04.979		31.145	193
4	1:36.835	1:07.650		29.185	195	15	1:33.891	1:05.079		28.812	196
5	1:39.567	1:08.682		30.885	193	16	1:33.675	1:05.247		28.428	197
6	1:36.224	1:06.084		30.140	192	17	1:32.810	1:04.537		28.273	196
7	1:34.845	1:06.108		28.737	197	18	1:33.189	1:04.39		28.791	194
8	1:33.590	1:04.956		28.634	197	19	1:32.838	1:04.531		28.307	197
9	1:33.425	1:04.771		28.654	197	20	1:34.060	1:04.741		29.319	193
10	1:33.710	1:05.160		28.550	197	21	1:34.745	1:04.699		30.046	182
11	1:34.776	1:05.776		29.000	197						

402 Michael OLIVER (AUT) Porsche 991 GT3 Cup P9-Challenge Klasse theoretical besttime: 1:34.991

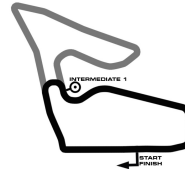
Lap	Time	S1	V1	S2	V2	Lap	Time	S1	V1	S2	V2
1	1:46.782	1:16.076		30.706	197	12	1:35.548	1:05.827		29.721	198
2	1:39.121	1:08.422		30.699	197	13	1:36.614	1:06.872		29.742	199
3	1:38.742	1:08.488		30.254	199	14	1:35.385	1:05.727		29.658	198
4	1:38.822	1:08.699		30.123	199	15	1:35.292	1:05.625		29.667	198
5	1:38.108	1:07.755		30.353	198	16	1:36.093	1:06.219		29.874	198
6	1:35.926	1:05.893		30.033	199	17	1:35.775	1:06.108		29.667	198
7	1:35.852	1:06.144		29.708	198	18	1:37.111	1:07.155		29.956	199
8	1:36.080	1:05.856		30.224	197	19	1:35.315	1:05.698		29.617	198
9	1:35.313	1:05.37		29.939	198	20	1:36.791	1:06.204		30.587	197
10	1:36.149	1:05.869		30.280	197	21	1:38.819	1:08.357		30.462	198
11	1:35.622	1:05.968		29.654	199						

FIA EUROPEAN TRUCK RACE TROPHY

Red Bull Ring, length 4318 m

12.-14. MAY 2017

Sports Car Challenge - P9 Challenge



Lap Analysis Race 2, 14.05.2017

405 Friedrich RABENSTEINER (AUT) Porsche 997 GT3 MK II P9-Challe theoretical besttime: 1:40.991

Lap	Time	S1	V1	S2	V2	Lap	Time	S1	V1	S2	V2
1	1:54.167	1:20.910		33.257	188	11	1:46.810	1:11.752		35.058	180
2	1:46.058	1:12.296		33.762	187	12	1:42.602	1:10.567		32.035	191
3	1:48.882	1:15.397		33.485	187	13	1:43.521	1:11.776		31.745	192
4	1:47.816	1:14.326		33.490	188	14	1:41.109	1:09.241		31.863	189
5	1:47.396	1:12.157		35.239	185	15	1:42.746	1:09.896		32.850	188
6	1:45.371	1:12.509		32.862	190	16	1:43.051	1:11.010		32.041	187
7	1:43.513	1:10.824		32.689	189	17	1:42.479	1:09.649		32.830	188
8	1:45.652	1:12.151		33.501	187	18	1:42.952	1:10.431		32.521	189
9	1:47.847	1:14.488		33.359	188	19	1:47.785	1:13.011		34.774	185
10	1:46.623	1:11.893		34.730	183						

406 Harald PAVLAS (AUT) Porsche 991 GT3 Cup P9-Challenge Klasse theoretical besttime: 1:33.672

Lap	Time	S1	V1	S2	V2	Lap	Time	S1	V1	S2	V2
1	1:41.865	1:11.548		30.317	200	12	1:35.882	1:06.354		29.528	201
2	1:36.663	1:06.484		30.179	201	13	1:35.561	1:06.155		29.406	202
3	1:35.823	1:06.333		29.490	202	14	1:36.070	1:06.038		30.032	201
4	1:35.308	1:05.762		29.546	202	15	1:34.386	1:05.174		29.212	202
5	1:36.559	1:06.452		30.107	198	16	1:34.808	1:05.523		29.285	203
6	1:35.638	1:05.755		29.883	202	17	1:34.402	1:05.330		29.072	201
7	1:34.947	1:05.397		29.550	199	18	1:34.861	1:05.379		29.482	203
8	1:34.456	1:05.197		29.259	201	19	1:33.934	1:04.998		28.936	203
9	1:34.156	1:05.056		29.100	201	20	1:33.763	1:04.731		29.027	203
10	1:35.586	1:06.342		29.244	201	21	1:34.529	1:05.108		29.421	197
11	1:34.412	1:05.017		29.395	201						

409 Karin SINHART (DEU) Porsche 997 GT3 MK II P9-Challenge Klasse theoretical besttime: 1:48.300

Lap	Time	S1	V1	S2	V2	Lap	Time	S1	V1	S2	V2
1	2:04.545	1:27.213		37.332	191	10	1:55.358	1:18.948		36.410	188
2	1:50.825	1:13.658		37.167	190	11	1:52.910	1:16.139		36.771	189
3	1:54.823	1:17.716		37.107	185	12	1:50.195	1:14.835		35.360	191
4	1:58.713	1:20.761		37.952	184	13	1:50.261	1:14.407		35.854	190
5	1:58.881	1:20.839		38.042	190	14	1:52.156	1:15.533		36.623	190
6	1:56.344	1:17.902		38.442	188	15	1:50.963	1:14.942		36.021	192
7	1:58.360	1:18.676		39.684	102	16	1:50.935	1:15.380		35.555	185
8	1:57.482	1:20.099		37.383	187	17	1:48.988	1:13.041		35.942	192
9	1:53.445	1:16.074		37.371	181	18	1:49.712	1:14.458		35.254	191

444 Boris SCHIMANSKI (DEU) Porsche 991 GT3 Cup P9-Challenge Klasse theoretical besttime: 1:35.938

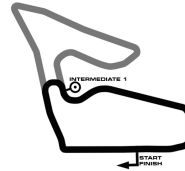
Lap	Time	S1	V1	S2	V2	Lap	Time	S1	V1	S2	V2
1	1:45.384	1:14.917		30.467	197	12	1:36.657	1:06.480		30.177	198
2	1:39.561	1:08.822		30.739	196	13	1:37.338	1:06.997		30.341	198
3	1:39.368	1:09.306		30.062	196	14	1:36.943	1:06.645		30.298	193
4	1:38.099	1:08.122		29.977	197	15	1:37.654	1:07.823		29.831	198
5	1:39.670	1:08.934		30.736	199	16	1:36.621	1:06.882		29.739	199
6	1:36.955	1:07.147		29.808	198	17	1:36.508	1:06.647		29.861	197
7	1:37.109	1:07.128		29.981	197	18	1:37.442	1:06.885		30.557	197
8	1:36.141	1:06.486		29.655	197	19	1:36.484	1:06.709		29.775	198
9	1:36.801	1:06.847		29.954	198	20	1:36.723	1:06.661		30.062	196
10	1:36.472	1:06.821		29.651	198	21	1:58.833	1:16.726			
11	1:35.938	1:06.321		29.613	197						

FIA EUROPEAN TRUCK RACE TROPHY

Red Bull Ring, length 4318 m

12.-14. MAY 2017

Sports Car Challenge - P9 Challenge



Lap Analysis Race 2, 14.05.2017

455 Franz IRXENMAYR (AUT) Porsche 997 GT3 Cup P9-Challenge Klasse 6 theoretical besttime: 1:35.455

Lap	Time	S1	V1	S2	V2	Lap	Time	S1	V1	S2	V2
1	1:44.734	1:14.292		30.442	201	12	1:37.938	1:07.190		30.748	197
2	1:37.294	1:07.148		30.146	202	13	1:37.756	1:07.712		30.044	203
3	1:38.655	1:08.336		30.319	201	14	1:36.699	1:07.031		29.668	202
4	1:38.371	1:08.138		30.233	200	15	1:36.834	1:07.216		29.618	200
5	1:37.677	1:07.306		30.371	201	16	1:37.343	1:05.96t		31.377	192
6	1:37.636	1:06.607		31.029	195	17	1:38.612	1:08.583		30.029	200
7	1:38.055	1:08.307		29.748	201	18	1:36.722	1:07.061		29.661	199
8	1:37.325	1:07.220		30.105	203	19	1:36.355	1:06.307		30.048	199
9	1:37.183	1:07.379		29.804	202	20	1:35.939	1:06.450		29.489	201
10	1:36.838	1:06.941		29.897	199	21	2:20.987	1:31.476			
11	1:36.265	1:06.721		29.544	201						

503 Wolfgang TRILLER (DEU) Porsche 997 GT3 Cup P9-Challenge Klasse 6 theoretical besttime: 1:33.637

Lap	Time	S1	V1	S2	V2	Lap	Time	S1	V1	S2	V2
1	1:41.598	1:11.347		30.251	204	12	1:35.904	1:06.384		29.520	204
2	1:35.908	1:05.444		30.464	204	13	1:35.439	1:06.011		29.428	206
3	1:35.397	1:05.657		29.740	205	14	1:36.085	1:05.975		30.110	206
4	1:35.767	1:06.294		29.473	204	15	1:34.344	1:04.961		29.383	206
5	1:37.142	1:07.027		30.115	204	16	1:34.843	1:05.520		29.323	206
6	1:35.758	1:05.500		30.258	206	17	1:34.435	1:05.200		29.235	206
7	1:34.907	1:05.231		29.676	204	18	1:34.675	1:05.353		29.322	205
8	1:34.450	1:05.123		29.327	205	19	1:33.729	1:04.673		29.056	206
9	1:34.275	1:04.729		29.546	203	20	1:33.828	1:04.58t		29.247	206
10	1:35.474	1:06.002		29.472	204	21	1:34.268	1:04.990		29.278	205
11	1:34.487	1:04.912		29.575	203						

504 Josef STADTEGGER (AUT) Porsche 991 GT3 Cup P9-Challenge Klasse 6 theoretical besttime: 1:37.658

Lap	Time	S1	V1	S2	V2	Lap	Time	S1	V1	S2	V2
1	1:45.758	1:15.424		30.334	205	2	1:48.524	1:07.32t			

603 Klaus OSTENRIEDER (DEU) Saleen P9-Challenge Klasse 6 theoretical besttime: 1:34.323

Lap	Time	S1	V1	S2	V2	Lap	Time	S1	V1	S2	V2
1	1:42.648	1:12.515		30.133	212	2	1:34.323	1:04.85t		29.469	211

607 Albert STEPHAN (DEU) Porsche 997 RSR P9-Challenge Klasse 6 theoretical besttime: 1:33.807

Lap	Time	S1	V1	S2	V2	Lap	Time	S1	V1	S2	V2
1	1:43.344	1:12.101		31.243	200	12	1:34.468	1:04.951		29.517	207
2	1:35.551	1:05.510		30.041	206	13	1:34.368	1:04.877		29.491	207
3	1:34.738	1:05.302		29.436	208	14	1:34.537	1:04.877		29.660	206
4	1:35.531	1:05.913		29.618	208	15	1:34.684	1:04.855		29.829	204
5	1:36.343	1:06.272		30.071	204	16	1:34.751	1:04.792		29.959	204
6	1:35.805	1:05.188		30.617	203	17	1:34.712	1:05.285		29.427	207
7	1:34.152	1:04.550		29.602	204	18	1:34.796	1:05.080		29.716	205
8	1:34.389	1:04.677		29.712	205	19	1:34.911	1:05.126		29.785	204
9	1:34.093	1:04.38t		29.713	205	20	1:34.136	1:04.604		29.532	206
10	1:34.723	1:04.996		29.727	204	21	1:34.583	1:04.529		30.054	203
11	1:34.646	1:04.872		29.774	204						