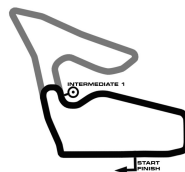


FIA EUROPEAN TRUCK RACE TROPHY

Red Bull Ring, length 4318 m

12.-14. MAY 2017

Supercar Challenge powered by Hankook



-Reg.No.: CR 01/2017

Lap Analysis free practice 2, 12.05.2017

104 Marcel VAN BERLO (NLD) Porsche 991 GT3 Cup GT						theoretical besttime: 1:56.389					
Lap	Time	S1	V1	S2	V2	Lap	Time	S1	V1	S2	V2
1	3:09.422			39.543	181	9	1:57.312	1:19.752		37.560	183
2	2:09.626	1:29.721		39.905	181	10	2:12.558	1:24.948			
3	2:02.293	1:22.395		39.898	131	11	4:29.820	3:42.662		47.158	183
4	3:05.546	2:04.576		1:00.970	61	12	1:57.830	1:20.537		37.293	184
5	2:46.010	2:08.055		37.955	182	13	2:14.677	1:26.607			
6	1:56.389	1:19.364		37.025	187	14	4:21.437	3:43.512		37.925	175
7	2:01.422	1:22.228		39.194	98	15	1:59.287	1:21.374		37.913	182
8	2:58.458	2:16.198		42.260	182						

107 Roger GROUWELS (NLD) Porsche 991 CupPorsche 991 Cuo GT						theoretical besttime: 1:54.038					
Lap	Time	S1	V1	S2	V2	Lap	Time	S1	V1	S2	V2
1	3:30.410			39.356	178	10	1:57.184	1:20.381		36.803	186
2	2:04.590	1:25.504		39.086	178	11	3:01.647	2:08.178		53.469	184
3	2:03.900	1:22.954		40.946	81	12	1:56.570	1:19.807		36.763	188
4	3:19.405	2:17.169		1:02.236	77	13	1:57.146	1:21.131		36.015	189
5	2:37.602	1:51.705				14	1:54.392	1:18.654		35.734	190
6	2:44.609	2:09.229		35.380	191	15	1:56.907	1:19.776		37.131	186
7	2:52.061	1:51.965		1:00.096	79	16	2:01.440	1:22.124		39.316	177
8	2:07.803	1:31.732		36.071	190	17	2:03.991	1:25.757		38.234	172
9	1:55.763	1:18.934		36.829	186	18	2:06.543	1:28.280		38.263	180

108 Bob HERBER (NLD) Porsche 991 CupPorsche 991 Cuo GT						theoretical besttime: 1:53.514					
Lap	Time	S1	V1	S2	V2	Lap	Time	S1	V1	S2	V2
1	2:58.454					9	1:55.402	1:17.975		37.427	179
2	3:31.346	2:54.162		37.184	185	10	3:00.767	2:08.126		52.641	185
3	3:03.377	2:01.185		1:02.192	72	11	2:21.577	1:43.281		38.296	182
4	3:06.338	2:23.590		42.748	184	12	1:55.349	1:18.335		37.014	186
5	1:53.514	1:17.304		36.214	188	13	1:54.961	1:18.013		36.948	186
6	1:59.560	1:17.531				14	1:54.161	1:17.593		36.568	187
7	4:58.231	4:20.648		37.583	186	15	2:21.034	1:35.466			
8	1:54.769	1:18.316		36.453	186	16	2:37.606	1:57.635		39.971	183

109 Dirk SCHULZ (NLD) Porsche 997 GT3 GT						theoretical besttime: 2:03.224					
Lap	Time	S1	V1	S2	V2	Lap	Time	S1	V1	S2	V2
1	3:58.569			48.299	157	8	2:24.513	1:42.566		41.947	171
2	2:09.486	1:29.065		40.421	172	9	2:08.005	1:26.861		41.144	175
3	2:10.946	1:24.483		46.463	128	10	2:06.215	1:25.095		41.120	176
4	2:53.572	1:55.265		58.307	75	11	3:01.483	2:06.799		54.684	171
5	2:38.472	1:58.165		40.307	179	12	2:08.747	1:30.006		38.741	175
6	2:09.026	1:28.980		40.046	177	13	2:22.547	1:28.558			
7	2:38.361	1:38.078		1:00.283	114						

111 Ward SLUYS (BEL) BMW M4 Silhouette GT						theoretical besttime: 1:49.078					
Lap	Time	S1	V1	S2	V2	Lap	Time	S1	V1	S2	V2
1	2:49.781			36.660	184	8	3:43.924	3:05.737		38.187	165
2	1:52.828	1:17.890		34.938	188	9	2:01.109	1:22.890		38.219	164
3	1:49.989	1:15.089		34.900	188	10	2:41.374	1:33.352		1:08.022	64
4	2:44.292	1:43.062				11	2:34.785	1:56.719		38.066	158
5	4:55.829	4:21.674		34.155	189	12	2:04.785	1:26.203		38.582	158
6	1:49.101	1:14.923		34.178	189	13	2:18.552	1:27.284			
7	2:38.537	1:35.334									

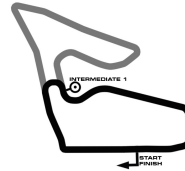
113 Edward GROUWELS (NLD) Porsche 991 CupPorsche 991 Cuo GT						theoretical besttime: 1:59.298					
Lap	Time	S1	V1	S2	V2	Lap	Time	S1	V1	S2	V2
1	3:47.269			42.408	177	9	2:10.468	1:23.272			
2	2:06.574	1:26.744		39.830	186	10	4:29.239	3:32.794			
3	2:04.738	1:21.624		43.112	87	11	4:01.027	3:21.516		39.511	185
4	3:06.617	2:05.176		1:01.441	77	12	2:03.873	1:24.494		39.379	179
5	2:44.897	1:57.465				13	2:01.336	1:22.920		38.416	184
6	2:16.784	1:38.084		38.700	184	14	2:02.128	1:23.000		39.128	183
7	2:46.324	1:46.312		1:00.012	85	15	2:21.502	1:34.006			
8	2:18.578	1:40.906		37.672	187						

FIA EUROPEAN TRUCK RACE TROPHY

Red Bull Ring, length 4318 m

12.-14. MAY 2017

Supercar Challenge powered by Hankook



-Reg.No.: CR 01/2017

Lap Analysis free practice 2, 12.05.2017

121 Daan MEIJER (NLD) BMW M4 Silhouette GT theoretical besttime: 1:52.056

Lap	Time	S1	V1	S2	V2	Lap	Time	S1	V1	S2	V2
1	2:55.627			38.897	177	6	1:52.106	1:16.206		35.897	186
2	1:59.477	1:21.076		38.401	182	7	1:52.891	1:17.044		35.847	186
3	1:58.126	1:20.890		37.236	167	8	2:52.528	1:50.859		1:01.669	64
4	2:41.801	1:39.431		1:02.370	73	9	2:35.797	1:36.545			
5	3:03.383	2:22.900		40.483	182	10	9:03.194	8:06.406			

123 Koen BOGAERTS (NLD) BMW M4 Silhouette GT theoretical besttime: 1:53.128

Lap	Time	S1	V1	S2	V2	Lap	Time	S1	V1	S2	V2
1	3:21.258			41.746	171	9	4:35.578	3:58.126		37.452	183
2	2:02.311	1:24.286		38.025	180	10	2:40.270	1:39.368		1:00.902	81
3	2:01.963	1:23.760		38.203	144	11	2:40.240	1:55.206			
4	3:04.424	2:04.294		1:00.130	95	12	3:18.739	2:30.555			
5	2:46.115	2:08.270		37.845	184	13	3:02.123	2:24.987		37.136	183
6	1:54.060	1:18.000		36.060	188	14	1:57.743	1:21.443		36.300	182
7	1:58.907	1:17.066		41.839	74	15	1:55.688	1:19.514		36.174	183
8	3:08.158	2:16.997				16	1:54.332	1:18.269		36.063	185

126 Jos JANSEN (NLD) Porsche 997 Cup GT theoretical besttime: 1:53.609

Lap	Time	S1	V1	S2	V2	Lap	Time	S1	V1	S2	V2
1	3:21.870			41.496	181	9	2:59.602	2:05.695		53.907	184
2	2:05.148	1:27.358		37.790	188	10	2:03.721	1:25.435		38.286	183
3	2:03.371	1:22.078		41.293	112	11	2:02.635	1:24.496		38.139	187
4	3:10.211	2:09.822		1:00.389	75	12	2:01.284	1:23.965		37.319	186
5	2:40.136	2:02.753		37.383	185	13	1:54.449	1:17.501		36.942	188
6	1:56.554	1:20.452		36.102	190	14	2:19.501	1:41.040		38.461	187
7	5:22.078	4:32.511				15	1:56.762	1:18.567		38.195	188
8	4:45.805	4:05.551		40.254	133						

127 Cor EUSER (NLD) Marcos Mantis GT theoretical besttime: 1:57.578

Lap	Time	S1	V1	S2	V2	Lap	Time	S1	V1	S2	V2
1	3:22.990			41.553	174	5	2:40.605	2:03.600		37.005	188
2	2:06.633	1:28.485		38.148	184	6	2:02.941	1:24.774		38.167	186
3	2:01.089	1:21.319		39.770	109	7	2:26.541	1:20.571			
4	3:11.032	2:12.002		59.030	73						

144 Fiona JAMES (GBR) Praga R1 GT theoretical besttime: 2:05.545

Lap	Time	S1	V1	S2	V2	Lap	Time	S1	V1	S2	V2
1	1:29.616					7	4:41.471	3:58.466		43.005	151
2	3:30.471	2:43.791		46.680	144	8	2:07.000	1:27.357		39.643	165
3	2:22.008	1:36.013		45.995	118	9	2:05.545	1:26.281		39.258	167
4	3:05.852	2:05.345		1:00.507	74	10	3:01.208	1:54.803			
5	2:51.239	2:09.879		41.360	152	11	4:46.395	3:58.036			
6	2:21.864	1:31.558									

150 Adam HAYES (GBR) Lamborghini Super Trofeo GT theoretical besttime: 1:54.216

Lap	Time	S1	V1	S2	V2	Lap	Time	S1	V1	S2	V2
1	3:11.285			40.491	178	4	3:11.424	2:09.234		1:02.190	82
2	2:01.988	1:22.718		39.270	182	5	2:44.931	2:07.657		37.274	181
3	1:59.580	1:21.294		38.286	183	6	2:08.434	1:16.941			

157 Harald PAVLAS (AUT) Porsche 991 GT3 Cup GT theoretical besttime: 1:49.889

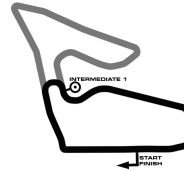
Lap	Time	S1	V1	S2	V2	Lap	Time	S1	V1	S2	V2
1	6:36.161			37.836	156	9	1:53.938	1:18.093		35.845	177
2	2:52.943	1:50.748		1:02.195	79	10	2:47.107	1:46.305			
3	3:03.343	2:20.494		42.849	192	11	3:40.671	3:05.430		35.241	188
4	1:51.958	1:15.593		36.365	188	12	1:53.937	1:17.020		36.917	178
5	1:49.889	1:15.281		34.604	192	13	1:57.826	1:21.937		35.889	180
6	2:44.788	1:48.289		56.499	88	14	1:56.195	1:19.620		36.575	163
7	2:12.811	1:36.759		36.052	184	15	1:58.447	1:21.644		36.803	183
8	1:55.148	1:18.229		36.919	181	16	2:17.757	1:23.055			

FIA EUROPEAN TRUCK RACE TROPHY

Red Bull Ring, length 4318 m

12.-14. MAY 2017

Supercar Challenge powered by Hankook



-Reg.No.: CR 01/2017

Lap Analysis free practice 2, 12.05.2017

158 Wolfgang TRILLER (DEU) Porsche 997 GT3 Cup GT theoretical besttime: 1:50.393

Lap	Time	S1	V1	S2	V2	Lap	Time	S1	V1	S2	V2
1	3:47.331			39.838	188	10	1:54.013	1:18.348		35.665	191
2	1:58.921	1:20.962		37.959	190	11	2:11.725	1:16.925		54.800	78
3	2:03.084	1:17.156		45.928	95	12	2:43.823	2:07.156		36.667	189
4	3:11.269	2:10.024		1:01.245	73	13	1:52.979	1:16.706		36.273	192
5	2:26.257	1:50.444		35.813	193	14	1:54.261	1:18.119		36.142	191
6	1:56.621	1:20.894		35.727	193	15	1:52.635	1:16.157		36.478	191
7	2:05.881	1:14.726		51.153	73	16	1:56.665	1:20.199		36.466	194
8	2:46.286	2:09.753		36.533	191	17	2:03.090	1:17.211			
9	1:52.577	1:16.575		36.002	192						

169 Aart BOSMANN (NLD) Porsche 991 Cup Porsche 991 Cup GT theoretical besttime: 1:55.004

Lap	Time	S1	V1	S2	V2	Lap	Time	S1	V1	S2	V2
1	3:06.368			38.473	181	9	1:57.122	1:18.604		38.518	180
2	1:59.150	1:21.167		37.983	174	10	1:55.310	1:18.196		37.111	179
3	2:00.386	1:22.953		37.433	142	11	2:01.610	1:18.764		42.846	77
4	3:16.885	2:14.853		1:02.032	79	12	2:55.019	2:09.561		45.458	176
5	2:44.364	2:07.559		36.805	179	13	1:56.988	1:19.688		37.300	179
6	1:58.721	1:21.555		37.166	179	14	2:02.285	1:24.140		38.145	178
7	2:01.305	1:18.429		42.876	83	15	2:01.655	1:24.082		37.573	174
8	2:55.120	2:16.327		38.793	183	16	2:07.441	1:21.876			

201 Dennis DE BORST (NLD) Seat Sport Leon Cup Racer SupSport 1 theoretical besttime: 1:55.639

Lap	Time	S1	V1	S2	V2	Lap	Time	S1	V1	S2	V2
1	3:23.883			41.248	173	10	2:09.735	1:19.767			
2	2:10.543	1:29.584		40.959	175	11	4:26.053	3:42.921		43.132	155
3	2:04.059	1:22.314		41.745	76	12	2:08.676	1:29.648		39.028	174
4	3:16.888	2:13.926		1:02.962	78	13	2:07.204	1:28.488		38.716	174
5	2:29.196	1:52.588		36.608	176	14	2:04.093	1:25.623		38.470	174
6	2:07.833	1:31.256		36.577	176	15	2:04.255	1:25.502		38.753	175
7	2:30.951	1:28.032		1:02.919	79	16	2:05.401	1:27.046		38.355	172
8	2:37.630	2:01.017		36.613	175	17	2:05.145	1:26.393		38.752	171
9	1:56.274	1:19.062		37.212	175						

202 Dennis HOUWELING (NLD) Seat Sport Leon Cup Racer SupSport theoretical besttime: 1:56.162

Lap	Time	S1	V1	S2	V2	Lap	Time	S1	V1	S2	V2
1	3:24.640			40.613	172	10	1:58.864	1:20.638		38.226	170
2	2:09.446	1:29.699		39.747	169	11	2:41.598	1:34.251		1:07.347	65
3	2:03.477	1:21.442		42.035	82	12	2:31.012	1:53.482		37.530	171
4	3:12.163	2:11.574		1:00.589	77	13	1:59.927	1:22.755		37.172	172
5	2:33.585	1:56.294		37.291	173	14	2:05.288	1:22.358			
6	1:57.811	1:21.321		36.490	175	15	2:52.773	2:14.727		38.046	171
7	2:26.479	1:23.926		1:02.553	73	16	2:07.452	1:28.504		38.948	172
8	2:45.487	2:08.510		36.977	172	17	2:05.250	1:24.232		41.018	169
9	1:57.389	1:19.672		37.717	171						

203 Priscilla SPEELMAN (NLD) Seat Sport Leon Cup Racer SupSport theoretical besttime: 1:54.309

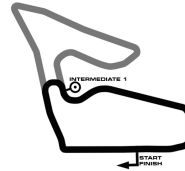
Lap	Time	S1	V1	S2	V2	Lap	Time	S1	V1	S2	V2
1	3:25.972			40.979	174	10	1:57.378	1:20.725		36.653	176
2	2:04.620	1:27.678		36.942	175	11	2:19.883	1:21.063		58.820	79
3	1:59.146	1:20.817		38.329	121	12	2:42.937	2:01.260			
4	3:09.908	2:09.726		1:00.182	79	13	3:00.888	2:24.619		36.269	177
5	2:37.748	2:00.625		37.123	175	14	1:55.015	1:18.701		36.308	175
6	1:54.499	1:18.897		35.602	178	15	1:56.213	1:19.515		36.698	177
7	2:15.362	1:20.038		55.324	79	16	1:56.257	1:18.879		37.378	176
8	2:45.675	2:09.801		35.874	175	17	1:57.921	1:21.192		36.729	177
9	1:58.804	1:19.820		38.984	176	18	1:58.027	1:21.151		36.876	176

FIA EUROPEAN TRUCK RACE TROPHY

Red Bull Ring, length 4318 m

12.-14. MAY 2017

Supercar Challenge powered by Hankook



-Reg.No.: CR 01/2017

Lap Analysis free practice 2, 12.05.2017

204 Eric VAN DEN MUNCKHOF (NLD) BMW Z4 Coupe GTR SupSport 1 theoretical besttime: 2:02.585

Lap	Time	S1	V1	S2	V2	Lap	Time	S1	V1	S2	V2
1	3:17.322			42.929	147	7	2:55.779	1:51.493			
2	2:04.473	1:25.496		38.977	174	8	6:54.506	6:04.207		50.299	170
3	2:03.189	1:23.606		39.581	151	9	2:23.742	1:29.044			
4	3:11.788	2:03.912				10	4:53.746	4:14.219		39.527	171
5	5:36.577	4:56.541		40.036	173	11	2:24.924	1:29.731			
6	2:47.374	1:50.192		57.182	88						

208 Ted VAN VLIET (NLD) BMW E92 V8 SupSport 1 theoretical besttime: 2:05.854

Lap	Time	S1	V1	S2	V2	Lap	Time	S1	V1	S2	V2
1	3:23.501			52.429	122	9	2:09.024	1:28.288		40.736	170
2	2:37.442	1:43.358				10	3:03.041	2:07.967		55.074	158
3	5:00.642	3:58.876		1:01.766	78	11	2:12.097	1:31.498		40.599	160
4	2:40.762	1:59.304		41.458	168	12	2:08.145	1:27.386		40.759	158
5	2:08.708	1:27.460		41.248	173	13	2:06.205	1:26.358		39.847	171
6	2:17.764	1:28.918		48.846	101	14	2:06.193	1:26.007		40.186	159
7	2:55.761	2:11.760		44.001	159	15	2:12.586	1:29.213		43.373	153
8	2:08.358	1:27.992		40.366	170	16	2:18.117	1:33.688		44.429	151

210 Kosta KANAROGLOU (GRE) Ginetta G50 SupSport 1 theoretical besttime: 1:59.387

Lap	Time	S1	V1	S2	V2	Lap	Time	S1	V1	S2	V2
1	3:39.516			40.778	169	8	2:01.018	1:23.787		37.231	169
2	2:14.704	1:22.794		51.910		9	2:05.333	1:27.033		38.300	168
3	13:50.040	13:01		48.458	170	10	2:12.618	1:33.733		38.885	168
4	2:00.103	1:22.452		37.651	168	11	2:00.091	1:22.156		37.935	168
5	2:21.894	1:44.168		37.726	168	12	2:01.365	1:23.481		37.884	169
6	2:24.976	1:25.231		59.745	82	13	2:00.674	1:23.142		37.532	169
7	2:41.267	2:01.562		39.705	165	14	2:52.981	1:34.000			

222 Ronald VAN LOON (NLD) BMW M E46 3.2 SupSport 1 theoretical besttime: 1:56.718

Lap	Time	S1	V1	S2	V2	Lap	Time	S1	V1	S2	V2
1	3:53.474			43.582	168	9	2:01.171	1:22.280		38.891	171
2	2:05.933	1:25.898		40.035	170	10	2:00.477	1:21.945		38.532	169
3	2:10.999	1:25.339		45.660	92	11	2:47.158	1:40.946			
4	3:01.199	1:59.710		1:01.489	73	12	3:59.643	3:21.543		38.100	174
5	2:31.183	1:51.564		39.619	171	13	1:59.442	1:22.189		37.253	173
6	1:59.838	1:21.565		38.273	173	14	1:57.288	1:20.067		37.227	173
7	2:23.186	1:27.045		56.141	75	15	1:58.536	1:21.879		36.657	173
8	2:44.911	2:05.753		39.158	171	16	2:11.616	1:24.597			

245 Robert VAN DEN BERG (NLD) BMW SupSport 1 theoretical besttime: 1:56.034

Lap	Time	S1	V1	S2	V2	Lap	Time	S1	V1	S2	V2
1	3:15.787			40.360	172	9	1:57.732	1:20.385		37.347	176
2	2:02.083	1:23.748		38.335	177	10	1:57.082	1:19.537		37.545	171
3	1:59.302	1:21.587		37.715	176	11	6:45.214	6:01.789		43.425	168
4	3:08.590	2:06.579		1:02.011	64	12	2:05.446	1:26.115		39.331	170
5	2:45.163	2:07.873		37.290	176	13	2:40.573	2:01.938		38.635	170
6	1:56.034	1:19.001		37.033	177	14	2:00.684	1:21.958		38.726	169
7	2:01.241	1:19.574		41.667	83	15	2:00.907	1:22.226		38.681	170
8	2:55.321	2:16.989		38.332	176	16	2:00.225	1:22.062		38.163	170

259 Marcel VAN DE MAAT (NLD) BMW E46 GTR SupSport 1 theoretical besttime: 1:57.176

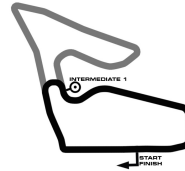
Lap	Time	S1	V1	S2	V2	Lap	Time	S1	V1	S2	V2
1	3:43.863			39.674	170	10	2:06.550	1:20.067			
2	2:02.289	1:23.394		38.895	169	11	4:39.830	3:57.658		42.172	166
3	2:09.594	1:21.849		47.745	85	12	2:08.419	1:27.475		40.944	167
4	3:07.866	2:06.248		1:01.618	74	13	2:09.183	1:27.047		42.136	166
5	2:32.455	1:54.668		37.787	172	14	2:06.554	1:26.094		40.460	166
6	1:58.633	1:21.414		37.219	171	15	2:05.365	1:25.248		40.117	169
7	2:30.164	1:26.544		1:03.620	78	16	2:04.700	1:24.714		39.986	169
8	2:39.475	2:02.367		37.108	171	17	2:26.021	1:26.962			
9	1:57.753	1:20.418		37.335	169						

FIA EUROPEAN TRUCK RACE TROPHY

Red Bull Ring, length 4318 m

12.-14. MAY 2017

Supercar Challenge powered by Hankook



-Reg.No.: CR 01/2017

Lap Analysis free practice 2, 12.05.2017

305 Michael SMITH (GBR) Seat Leon Supercoppa MK11 SupSport 2 theoretical besttime: 1:59.992

Lap	Time	S1	V1	S2	V2	Lap	Time	S1	V1	S2	V2
1	3:57.740			44.773	167	9	2:17.176	1:28.448		48.728	80
2	2:06.270	1:26.155		40.115	173	10	2:39.376	2:01.121		38.255	171
3	2:18.257	1:27.403		50.854	115	11	2:03.331	1:24.699		38.632	172
4	2:53.946	1:55.995		57.951	74	12	1:59.992	1:21.845		38.143	172
5	2:30.409	1:51.049		39.360	173	13	2:03.215	1:24.425		38.790	170
6	2:02.720	1:23.762		38.958	174	14	2:04.280	1:25.544		38.736	171
7	2:23.811	1:27.396				15	2:17.320	1:24.936			
8	6:04.239	5:25.053		39.186	170						

324 Ollie TAYLOR (GBR) BMW E90 SupSport 2 theoretical besttime: 1:58.171

Lap	Time	S1	V1	S2	V2	Lap	Time	S1	V1	S2	V2
1	2:49.536			38.796	167	6	1:58.171	1:21.071		37.093	174
2	2:02.009	1:23.522		38.487	172	7	2:44.709	1:50.282		54.427	93
3	1:59.584	1:21.546		38.038	172	8	2:18.973	1:40.992		37.981	172
4	2:44.045	1:40.631				9	2:01.267	1:22.175		39.092	170
5	4:36.600	3:59.171		37.429	173	10	21:36.812				

402 Chris VOET (BEL) Peugeot RCZ Cup Sport theoretical besttime: 2:06.026

Lap	Time	S1	V1	S2	V2	Lap	Time	S1	V1	S2	V2
1	4:03.265			43.405	154	8	2:59.620	1:56.709		1:02.911	74
2	2:10.668	1:30.587		40.081	157	9	2:43.281	2:00.803		42.478	151
3	2:40.298	1:33.126				10	2:12.877	1:31.215		41.662	151
4	5:05.069	4:25.757		39.312	159	11	2:14.021	1:32.363		41.658	154
5	2:06.902	1:26.714		40.188	158	12	2:09.160	1:28.921		40.239	156
6	2:51.957	1:53.112				13	2:10.601	1:30.093		40.508	157
7	5:33.907	4:48.707		45.200	150	14	2:25.697	1:27.541			

405 Harold WISSELINK (NLD) BMW Zilhouette 2.0 Sport theoretical besttime: 2:03.177

Lap	Time	S1	V1	S2	V2	Lap	Time	S1	V1	S2	V2
1	3:20.683			45.654	148	9	2:05.671	1:27.101		38.570	153
2	2:13.591	1:32.350		41.241	150	10	2:04.242	1:25.060		39.182	151
3	2:11.385	1:28.472		42.913	103	11	2:46.821	1:47.736			
4	3:13.853	2:13.013		1:00.840	76	12	3:16.178	2:36.865		39.313	153
5	2:36.279	1:57.413		38.866	152	13	2:03.683	1:25.188		38.495	154
6	2:04.993	1:26.380		38.613	152	14	2:03.177	1:24.741		38.429	153
7	2:25.971	1:30.968		55.003	71	15	2:03.646	1:25.151		38.495	149
8	2:46.334	2:06.999		39.335	150	16	2:17.166	1:26.166			

416 John VAN DER VOORT (NLD) Alfa 147 Sport theoretical besttime: 2:03.743

Lap	Time	S1	V1	S2	V2	Lap	Time	S1	V1	S2	V2
1	3:59.520			54.308	123	9	2:07.662	1:28.413		39.249	155
2	2:24.837	1:41.274		43.563	146	10	3:04.204	2:09.701		54.503	150
3	2:53.449	1:52.292		1:01.157	88	11	2:05.962	1:27.287		38.675	156
4	2:55.717	2:02.543		53.174	138	12	2:04.346	1:25.291		39.048	158
5	2:12.034	1:30.849		41.185	151	13	2:05.682	1:26.024		39.658	156
6	2:09.582	1:29.926		39.656	155	14	2:07.676	1:27.745		39.931	154
7	2:49.964	1:41.222				15	2:11.492	1:32.709		38.783	157
8	3:40.803	3:00.889		39.914	149	16	2:04.146	1:25.701		38.445	158