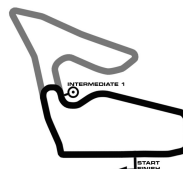


# FIA EUROPEAN TRUCK RACE TROPHY

Red Bull Ring, length 4318 m

12.-14. MAY 2017

Supercar Challenge powered by Hankook



-Reg.No.: CR 01/2017

## Lap Analysis race 2, 14.05.2017

**104 Marcel VAN BERLO (NLD) Porsche 991 GT3 Cup GT theoretical besttime: 1:36.049**

Lap	Time	S1	V1	S2	V2	Lap	Time	S1	V1	S2	V2
1	1:46.250	1:15.363		30.887	195	20	1:38.004	1:07.370		30.634	198
2	1:39.309	1:08.336		30.973	191	21	1:36.900	1:06.899		30.001	196
3	1:37.172	1:07.200		29.972	195	22	1:36.630	1:06.740		29.890	198
4	1:37.800	1:07.854		29.946	193	23	1:36.977	<b>1:06.207</b>		30.770	195
5	<b>1:36.161</b>	1:06.277		29.884	196	24	1:39.302	1:08.379		30.923	196
6	1:36.762	1:06.813		29.949	196	25	1:36.676	1:06.834		<b>29.842</b>	196
7	1:37.023	1:06.651		30.372	193	26	1:37.221	1:06.825		30.396	193
8	2:09.242	1:23.353		45.889	97	27	1:36.887	1:06.870		30.017	196
9	2:22.908	1:40.720		42.188	191	28	1:36.857	1:06.862		29.995	197
10	1:38.287	1:08.343		29.944	196	29	1:36.345	1:06.226		30.119	195
11	1:36.721	1:06.642		30.079	196	30	1:38.556	1:08.157		30.399	197
12	1:36.367	1:06.492		29.875	196	31	1:38.518	1:08.355		30.163	197
13	1:36.343	1:06.422		29.921	196	32	1:36.879	1:06.565		30.314	198
14	1:36.600	1:06.692		29.908	196	33	1:36.776	1:06.692		30.084	198
15	1:36.664	1:06.764		29.900	196	34	1:38.145	1:07.799		30.346	195
16	1:37.543	1:06.848		30.695	193	35	1:37.484	1:07.228		30.256	196
17	1:43.698	1:08.071				36	1:38.335	1:07.306		31.029	194
18	2:08.512	1:32.054				37	1:39.466	1:07.635		31.831	177
19	2:55.797	2:25.606		30.191	196						

**107 Roger GROUWELS (NLD) Porsche 991 Cup Porsche 991 Cup GT theoretical besttime: 1:34.959**

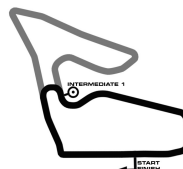
Lap	Time	S1	V1	S2	V2	Lap	Time	S1	V1	S2	V2
1	1:42.014	1:12.086		29.928	198	20	1:35.875	1:05.895		29.980	198
2	1:36.089	1:06.278		29.811	198	21	1:36.388	1:06.403		29.985	199
3	1:35.894	1:05.996		29.898	198	22	1:35.890	1:05.951		29.939	199
4	1:35.642	1:06.125		<b>29.517</b>	199	23	1:42.641	1:06.450			
5	1:35.436	1:05.657		29.779	198	24	3:23.023	2:53.015		30.008	198
6	1:36.306	1:06.206		30.100	197	25	1:36.614	1:06.017		30.597	198
7	1:35.923	1:05.769		30.154	198	26	1:35.971	1:06.317		29.654	199
8	2:16.730	1:18.851		57.879	95	27	1:35.787	1:06.038		29.749	200
9	2:23.969	1:41.695		42.274	162	28	1:36.541	1:06.174		30.367	197
10	1:38.254	1:08.430		29.824	200	29	1:36.585	1:06.639		29.946	198
11	1:36.232	1:05.557		30.675	190	30	1:36.551	1:06.322		30.229	199
12	1:37.445	1:07.679		29.766	201	31	1:35.827	1:06.052		29.775	198
13	1:35.253	<b>1:05.442</b>		29.811	200	32	1:35.506	1:05.688		29.818	199
14	1:35.275	1:05.638		29.637	200	33	1:36.064	1:06.410		29.654	200
15	1:35.959	1:06.208		29.751	201	34	<b>1:35.213</b>	1:05.561		29.652	201
16	1:35.641	1:05.814		29.827	<b>202</b>	35	1:37.634	1:08.036		29.598	199
17	1:35.574	1:05.941		29.633	199	36	1:35.900	1:06.322		29.578	197
18	1:35.718	1:05.807		29.911	198	37	1:37.143	1:05.891		31.252	181
19	1:35.634	1:05.587		30.047	199						

# FIA EUROPEAN TRUCK RACE TROPHY

Red Bull Ring, length 4318 m

12.-14. MAY 2017

Supercar Challenge powered by Hankook



-Reg.No.: CR 01/2017

## Lap Analysis race 2, 14.05.2017

**108 Bob HERBER (NLD) Porsche 991 Cup Porsche 991 Cuo GT** theoretical besttime: 1:35.054

Lap	Time	S1	V1	S2	V2	Lap	Time	S1	V1	S2	V2
1	1:42.314	1:12.296		30.018	197	20	3:01.885	2:31.516		30.369	198
2	1:36.286	1:06.481		29.805	198	21	1:35.936	1:06.148		29.788	199
3	1:35.779	1:06.123		29.656	198	22	1:36.429	1:06.318		30.111	199
4	1:35.696	1:06.203		<b>29.493</b>	198	23	1:35.720	1:05.901		29.819	197
5	1:35.453	1:05.828		29.625	197	24	1:35.650	1:06.021		29.629	199
6	1:36.104	1:06.168		29.936	197	25	1:35.287	1:05.713		29.574	198
7	1:36.332	1:06.474		29.858	198	26	1:35.912	1:06.300		29.612	198
8	2:16.948	1:19.009		57.939	91	27	1:35.681	1:06.030		29.651	199
9	2:23.221	1:41.898		41.323	160	28	<b>1:35.146</b>	1:05.639		29.507	199
10	1:37.135	1:07.590		29.545	198	29	1:35.326	1:05.764		29.562	199
11	1:37.299	1:07.603		29.696	196	30	1:35.769	1:06.217		29.552	198
12	1:36.284	1:06.575		29.709	198	31	1:35.215	1:05.633		29.582	199
13	1:35.484	1:05.676		29.808	197	32	1:35.667	<b>1:05.561</b>		30.106	189
14	1:35.710	1:05.983		29.727	198	33	1:35.846	1:06.039		29.807	199
15	1:36.063	1:06.321		29.742	198	34	1:36.112	1:06.176		29.936	198
16	1:35.750	1:05.704		30.046	<b>199</b>	35	1:37.030	1:06.345		30.685	193
17	1:36.319	1:06.526		29.793	198	36	1:36.814	1:06.403		30.411	196
18	1:35.692	1:05.775		29.917	198	37	1:36.940	1:06.429		30.511	197
19	1:42.514	1:06.057									

**109 Dirk SCHULZ (NLD) Porsche 997 GT3 GT** theoretical besttime: 1:40.684

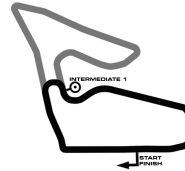
Lap	Time	S1	V1	S2	V2	Lap	Time	S1	V1	S2	V2
1	1:55.921	1:23.595		32.326	191	19	1:42.472	1:10.520		31.952	192
2	1:44.230	1:12.202		32.028	191	20	1:53.151	1:13.244			
3	1:44.634	1:11.663		32.971	189	21	3:09.689	2:37.623		32.066	192
4	1:46.313	1:12.553		33.760	188	22	1:42.484	1:11.124		31.360	192
5	1:43.748	1:11.806		31.942	191	23	1:41.124	1:09.656		31.468	193
6	1:44.196	1:12.034		32.162	190	24	1:42.144	1:09.931		32.213	192
7	1:47.280	1:13.692		33.588	189	25	1:42.021	1:10.054		31.967	187
8	1:47.266	1:13.979		33.287	187	26	1:41.190	1:09.615		31.575	194
9	1:59.743	1:20.377		39.366	187	27	1:41.608	1:09.897		31.711	191
10	1:47.061	1:14.111		32.950	192	28	1:43.748	1:11.921		31.827	194
11	1:43.672	1:10.674		32.998	191	29	1:44.156	1:11.420		32.736	192
12	1:42.216	1:10.429		31.787	192	30	<b>1:40.827</b>	<b>1:09.451</b>		31.370	192
13	1:41.876	1:10.551		31.325	193	31	1:41.027	1:09.710		31.317	193
14	1:41.809	1:10.199		31.610	192	32	1:41.466	1:10.239		<b>31.227</b>	<b>195</b>
15	1:42.618	1:10.808		31.810	192	33	1:43.520	1:11.551		31.969	193
16	1:41.897	1:10.276		31.621	192	34	1:41.535	1:10.124		31.411	193
17	1:42.372	1:10.740		31.632	192	35	1:42.230	1:09.557		32.673	194
18	1:42.402	1:10.301		32.101	190						

# FIA EUROPEAN TRUCK RACE TROPHY

Red Bull Ring, length 4318 m

12.-14. MAY 2017

Supercar Challenge powered by Hankook



-Reg.No.: CR 01/2017

## Lap Analysis race 2, 14.05.2017

111 Ward SLUYS (BEL) BMW M4 Silhouette GT						theoretical besttime: 1:33.791					
Lap	Time	S1	V1	S2	V2	Lap	Time	S1	V1	S2	V2
1	1:50.161	1:20.060		30.101	198	20	1:34.592	1:05.714		28.878	200
2	1:37.032	1:07.770		29.262	197	21	1:35.898	1:06.390		29.508	198
3	1:35.790	1:06.596		29.194	197	22	1:35.305	1:05.786		29.519	198
4	1:35.256	1:06.261		28.995	197	23	1:40.175	1:05.789			
5	1:35.067	1:06.059		29.008	198	24	2:54.621	2:24.641		29.980	197
6	1:35.248	1:05.852		29.396	198	25	1:36.193	1:06.327		29.866	196
7	1:35.140	1:05.393		29.747	198	26	1:35.895	1:06.028		29.867	194
8	2:13.523	1:27.058		46.465	95	27	1:41.124	1:06.277			
9	2:22.915	1:41.413		41.502	198	28	1:51.089	1:20.717		30.372	193
10	1:36.352	1:06.937		29.415	198	29	1:35.635	1:05.921		29.714	194
11	1:35.658	1:05.832		29.826	193	30	1:35.039	1:05.918		29.121	198
12	1:34.218	1:05.423		<b>28.795</b>	199	31	1:35.183	1:05.785		29.398	199
13	<b>1:33.866</b>	1:05.014		28.852	199	32	1:34.559	1:05.360		29.199	199
14	1:33.923	1:05.040		28.883	198	33	1:34.726	1:05.486		29.240	198
15	1:34.584	<b>1:04.996</b>		29.588	198	34	1:35.106	1:05.446		29.660	197
16	1:36.594	1:06.666		29.928	197	35	1:36.104	1:06.108		29.996	197
17	1:34.686	1:05.668		29.018	198	36	1:35.938	1:06.478		29.460	197
18	1:34.155	1:05.086		29.069	198	37	1:36.146	1:06.120		30.026	184
19	1:34.061	1:05.199		28.862	199						

113 Edward GROUWELS (NLD) Porsche 991 CupPorsche 991 Cuo GT						theoretical besttime: 1:35.969					
Lap	Time	S1	V1	S2	V2	Lap	Time	S1	V1	S2	V2
1	1:42.796	1:12.568		30.228	197	20	1:41.458	1:06.399			
2	1:37.343	1:07.035		30.308	197	21	2:52.818	2:21.481		31.337	196
3	1:36.985	1:06.918		30.067	197	22	1:37.854	1:07.103		30.751	200
4	1:36.620	1:06.452		30.168	197	23	1:36.549	1:06.384		30.165	199
5	1:36.579	1:06.591		29.988	198	24	1:36.470	1:06.527		29.943	199
6	1:36.959	1:06.911		30.048	198	25	1:37.853	1:07.603		30.250	189
7	1:36.995	1:06.498		30.497	199	26	1:37.106	1:06.837		30.269	199
8	2:14.071	1:27.575		46.496	95	27	1:36.977	1:07.086		29.891	199
9	2:24.446	1:41.080		43.366	194	28	1:36.860	1:06.899		29.961	199
10	1:37.331	1:07.385		29.946	198	29	1:37.372	1:07.081		30.291	198
11	1:36.212	1:06.326		29.886	198	30	1:36.991	1:07.164		29.827	199
12	<b>1:36.076</b>	<b>1:06.196</b>		29.881	197	31	1:37.183	1:07.044		30.139	199
13	1:36.801	1:06.635		30.166	198	32	1:36.635	1:06.674		29.961	201
14	1:36.727	1:06.617		30.110	198	33	1:37.367	1:07.269		30.098	199
15	1:36.664	1:06.627		30.037	198	34	1:37.384	1:07.204		30.180	198
16	1:36.879	1:06.605		30.274	199	35	1:36.888	1:06.862		30.026	197
17	1:36.710	1:06.928		29.782	198	36	1:37.596	1:07.460		30.136	198
18	1:36.336	1:06.519		29.817	198	37	1:37.730	1:07.364		30.366	197
19	1:36.325	1:06.551		<b>29.774</b>	198						

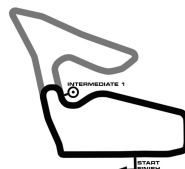
121 Daan MEIJER (NLD) BMW M4 Silhouette GT						theoretical besttime: 1:35.131					
Lap	Time	S1	V1	S2	V2	Lap	Time	S1	V1	S2	V2
1	1:45.933	1:14.623		31.310	189	10	1:36.395	1:06.869		29.526	195
2	1:38.889	1:08.232		30.657	190	11	1:35.840	1:06.451		29.389	195
3	1:36.783	1:07.247		29.536	194	12	1:35.955	1:06.210		29.745	197
4	1:36.134	1:06.805		29.329	195	13	1:35.737	1:06.313		29.424	196
5	1:35.316	1:06.192		<b>29.124</b>	195	14	1:35.781	1:06.522		29.259	195
6	1:36.204	1:06.554		29.650	196	15	<b>1:35.307</b>	1:06.149		29.158	196
7	1:35.532	<b>1:06.007</b>		29.525	<b>197</b>	16	1:35.490	1:06.044		29.446	197
8	2:14.241	1:27.862		46.379	96	17	1:50.207	1:06.368			
9	2:23.048	1:40.891		42.157	189						

# FIA EUROPEAN TRUCK RACE TROPHY

Red Bull Ring, length 4318 m

12.-14. MAY 2017

Supercar Challenge powered by Hankook



-Reg.No.: CR 01/2017

## Lap Analysis race 2, 14.05.2017

123 Koen BOGAERTS (NLD) BMW M4 Silhouette GT						theoretical besttime: 1:34.628					
Lap	Time	S1	V1	S2	V2	Lap	Time	S1	V1	S2	V2
1	1:48.693	1:17.335		31.358	181	20	1:37.752	1:06.543		31.209	196
2	1:45.985	1:14.095		31.890	182	21	1:35.670	1:06.325		29.345	197
3	1:41.755	1:10.840		30.915	182	22	1:35.747	1:06.717		29.030	198
4	1:51.022	1:12.685				23	1:35.997	1:06.985		29.012	198
5	2:34.617	2:04.979		29.638	195	24	1:35.947	1:06.762		29.185	196
6	1:36.301	1:06.556		29.745	197	25	1:36.232	1:06.576		29.656	194
7	2:17.483	1:26.445		51.038	91	26	1:35.898	1:06.793		29.105	198
8	2:22.402	1:41.677		40.725	161	27	1:35.767	1:06.580		29.187	197
9	1:38.611	1:08.597		30.014	196	28	1:36.249	1:06.786		29.463	197
10	1:36.070	1:06.545		29.525	196	29	1:35.376	1:06.335		29.041	197
11	1:36.312	1:06.744		29.568	196	30	1:34.967	1:06.049		28.918	197
12	1:37.442	1:08.012		29.430	194	31	1:35.027	1:06.052		28.975	196
13	1:35.440	1:06.317		29.123	197	32	<b>1:34.648</b>	1:05.963		<b>28.685</b>	<b>199</b>
14	1:35.647	1:06.317		29.330	195	33	1:34.961	<b>1:05.944</b>		29.018	197
15	1:35.585	1:06.403		29.182	196	34	1:36.400	1:06.679		29.721	197
16	1:35.873	1:06.500		29.373	196	35	1:36.292	1:07.109		29.183	197
17	1:40.435	1:06.285				36	1:37.604	1:08.116		29.488	197
18	2:54.776	2:25.295		29.481	197	37	1:40.575	1:10.212		30.363	197
19	1:35.487	1:06.292		29.195	198						

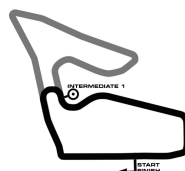
126 Jos JANSEN (NLD) Porsche 997 Cup GT						theoretical besttime: 1:36.449					
Lap	Time	S1	V1	S2	V2	Lap	Time	S1	V1	S2	V2
1	1:46.963	1:15.721		31.242	192	18	1:38.212	1:08.210		30.002	198
2	1:39.169	1:08.209		30.960	191	19	1:37.231	1:07.316		29.915	199
3	1:38.127	1:08.148		29.979	194	20	1:37.777	1:07.076		30.701	197
4	1:37.027	1:06.934		30.093	196	21	1:53.056	1:14.424			
5	<b>1:36.567</b>	<b>1:06.637</b>		29.930	197	22	2:52.299	2:21.917		30.382	195
6	1:38.503	1:07.861		30.642	196	23	1:37.276	1:07.352		29.924	198
7	1:38.351	1:07.725		30.626	196	24	1:39.899	1:08.595		31.304	188
8	2:05.849	1:19.870		45.979	95	25	1:38.090	1:07.849		30.241	198
9	2:25.965	1:40.258		45.707	109	26	1:39.443	1:08.161		31.282	196
10	1:44.475	1:13.480		30.995	198	27	1:37.399	1:07.132		30.267	197
11	1:38.497	1:07.508		30.989	191	28	1:37.595	1:07.398		30.197	199
12	1:38.162	1:07.959		30.203	198	29	1:37.882	1:07.296		30.586	193
13	1:36.861	1:06.880		29.981	196	30	1:40.552	1:09.127		31.425	198
14	1:36.861	1:07.049		<b>29.812</b>	198	31	1:38.478	1:08.170		30.308	197
15	1:37.474	1:07.612		29.862	198	32	1:37.843	1:07.276		30.567	197
16	1:37.207	1:07.089		30.118	<b>199</b>	33	1:45.039	1:08.468			
17	1:37.261	1:07.244		30.017	198	34	1:55.049	1:24.179		30.870	199

# FIA EUROPEAN TRUCK RACE TROPHY

Red Bull Ring, length 4318 m

12.-14. MAY 2017

Supercar Challenge powered by Hankook



-Reg.No.: CR 01/2017

## Lap Analysis race 2, 14.05.2017

127 Cor EUSER (NLD) Praga R1 GT						theoretical besttime: 1:36.601					
Lap	Time	S1	V1	S2	V2	Lap	Time	S1	V1	S2	V2
1	1:56.472	1:25.672		30.800	178	20	1:44.862	1:08.573			
2	1:44.165	1:12.370		31.795	180	21	2:56.516	2:27.351		29.165	183
3	1:40.921	1:11.194		29.727	183	22	1:38.587	1:09.377		29.210	182
4	1:40.680	1:10.038		30.642	179	23	1:37.873	1:08.988		28.885	185
5	1:40.903	1:11.164		29.739	180	24	1:38.131	1:09.403		<b>28.728</b>	184
6	1:39.087	1:09.442		29.645	177	25	1:39.034	1:08.916		30.118	183
7	1:43.643	1:10.382		33.261	128	26	1:38.089	1:08.912		29.177	184
8	1:44.652	1:13.213		31.439	137	27	1:38.247	1:08.947		29.300	181
9	2:17.916	1:38.054		39.862	140	28	1:37.871	1:08.903		28.968	183
10	1:50.453	1:16.238		34.215	173	29	1:37.928	1:08.727		29.201	183
11	1:41.534	1:10.108		31.426	176	30	1:37.802	1:08.794		29.008	184
12	1:40.813	1:11.060		29.753	184	31	<b>1:37.526</b>	1:08.475		29.051	183
13	1:39.291	1:09.679		29.612	183	32	1:39.140	1:09.422		29.718	179
14	1:38.973	1:09.187		29.786	185	33	1:38.244	1:08.747		29.497	184
15	1:39.249	1:08.989		30.260	183	34	1:38.687	1:08.569		30.118	180
16	1:38.174	1:08.956		29.218	<b>186</b>	35	1:39.172	1:09.697		29.475	184
17	1:38.541	1:08.846		29.695	184	36	1:38.401	<b>1:07.873</b>		30.528	176
18	1:38.145	1:08.914		29.231	183	37	1:38.327	1:08.370		29.957	184
19	1:37.968	1:08.747		29.221	185						

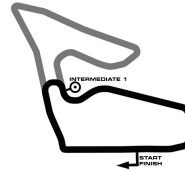
144 Fiona JAMES (GBR) Praga R1 GT						theoretical besttime: 1:40.554					
Lap	Time	S1	V1	S2	V2	Lap	Time	S1	V1	S2	V2
1	1:56.433	1:23.982		32.451	177	18	3:08.773	2:37.347		31.426	177
2	1:44.109	1:11.994		32.115	179	19	1:41.880	1:10.578		31.302	173
3	1:43.636	1:11.542		32.094	171	20	1:46.388	1:12.536		33.852	179
4	1:41.590	1:10.915		30.675	181	21	1:42.741	1:11.209		31.532	177
5	<b>1:40.972</b>	1:10.579		<b>30.393</b>	182	22	1:41.509	1:10.466		31.043	179
6	1:42.845	1:11.013		31.832	<b>183</b>	23	1:41.911	1:10.618		31.293	175
7	1:44.818	1:12.864		31.954	175	24	1:41.332	1:10.336		30.996	177
8	1:43.781	1:11.809		31.972	181	25	1:41.776	1:10.526		31.250	179
9	2:12.891	1:33.302		39.589	181	26	1:41.566	1:10.324		31.242	178
10	1:50.119	1:16.625		33.494	180	27	1:42.593	1:10.504		32.089	170
11	1:42.734	<b>1:10.161</b>		32.573	179	28	1:42.873	1:11.436		31.437	177
12	1:42.817	1:10.920		31.897	178	29	1:42.324	1:11.021		31.303	175
13	1:41.912	1:10.388		31.524	181	30	1:44.018	1:12.603		31.415	175
14	1:41.786	1:10.196		31.590	180	31	1:43.845	1:11.577		32.268	178
15	1:42.636	1:10.702		31.934	178	32	1:45.026	1:11.617		33.409	174
16	1:41.770	1:10.353		31.417	179	33	1:53.963	1:13.164			
17	1:48.103	1:10.659									

# FIA EUROPEAN TRUCK RACE TROPHY

Red Bull Ring, length 4318 m

12.-14. MAY 2017

Supercar Challenge powered by Hankook



-Reg.No.: CR 01/2017

## Lap Analysis race 2, 14.05.2017

157 Harald PAVLAS (AUT) Porsche 991 GT3 Cup GT						theoretical besttime: 1:34.207					
Lap	Time	S1	V1	S2	V2	Lap	Time	S1	V1	S2	V2
1	1:39.238	1:09.914		29.324	198	20	1:34.778	1:05.430		29.348	201
2	1:36.352	1:06.795		29.557	199	21	1:35.979	1:06.584		29.395	201
3	1:35.612	1:06.146		29.466	199	22	1:35.261	1:05.873		29.388	202
4	1:35.351	1:05.793		29.558	200	23	1:39.894	1:05.441			
5	1:35.007	1:05.697		29.310	199	24	3:26.423	2:56.546		29.877	198
6	1:34.569	1:05.443		<b>29.126</b>	199	25	1:36.351	1:06.426		29.925	199
7	1:35.148	1:05.393		29.755	199	26	1:36.991	1:06.475		30.516	198
8	2:20.845	1:22.721		58.124	97	27	1:48.798	1:18.504		30.294	200
9	2:22.576	1:41.210		41.366	199	28	1:36.213	1:06.309		29.904	202
10	1:35.588	1:05.759		29.829	199	29	1:37.417	1:06.916		30.501	199
11	1:34.667	1:05.380		29.287	201	30	1:37.111	1:06.565		30.546	201
12	1:35.250	1:05.746		29.504	<b>202</b>	31	1:36.759	1:06.705		30.054	200
13	1:35.728	1:05.744		29.984	196	32	1:36.449	1:06.409		30.040	201
14	1:37.143	1:06.793		30.350	198	33	1:36.937	1:06.662		30.275	199
15	1:35.383	1:05.355		30.028	197	34	1:36.865	1:06.521		30.344	199
16	1:34.995	1:05.638		29.357	201	35	1:36.046	1:06.125		29.921	201
17	1:35.128	1:05.434		29.694	202	36	1:36.697	1:06.472		30.225	200
18	1:34.835	1:05.319		29.516	200	37	1:36.758	1:06.805		29.953	201
19	<b>1:34.215</b>	<b>1:05.081</b>		29.134	202						

158 Wolfgang TRILLER (DEU) Porsche 997 GT3 Cup GT						theoretical besttime: 1:34.026					
Lap	Time	S1	V1	S2	V2	Lap	Time	S1	V1	S2	V2
1	1:40.194	1:10.544		29.650	202	18	1:36.909	1:06.416		30.493	201
2	1:35.171	1:05.580		29.591	203	19	1:41.960	1:06.951			
3	1:34.921	1:05.038		29.883	201	20	3:04.503	2:33.987		30.516	202
4	1:34.875	1:05.255		29.620	202	21	1:36.792	1:06.038		30.754	199
5	1:35.185	1:05.359		29.826	202	22	1:36.693	1:06.393		30.300	204
6	1:35.034	1:05.335		29.699	202	23	1:35.337	1:05.524		29.813	203
7	1:35.721	1:05.781		29.940	202	24	1:35.667	1:05.319		30.348	203
8	2:20.200	1:21.625		58.575	102	25	1:35.458	1:05.458		30.000	203
9	2:23.130	1:41.425		41.705	200	26	2:01.555	1:10.409			
10	1:35.593	1:05.782		29.811	203	27	2:31.487	2:01.400		30.087	201
11	1:34.778	1:05.102		29.676	204	28	<b>1:34.296</b>	1:04.936		<b>29.360</b>	204
12	1:35.257	1:05.544		29.713	204	29	1:34.829	1:05.295		29.534	204
13	1:36.438	1:05.672		30.766	199	30	1:34.373	1:04.808		29.565	<b>205</b>
14	1:36.360	1:05.983		30.377	201	31	1:34.508	1:04.698		29.810	204
15	1:35.598	1:05.328		30.270	202	32	1:36.761	<b>1:04.66t</b>		32.095	148
16	1:36.566	1:06.717		29.849	204	33	3:49.758				
17	1:37.646	1:07.096		30.550	200						

159 Karin SINHART (DEU) Porsche 997 GT3 Cup GT						theoretical besttime: 1:48.030					
Lap	Time	S1	V1	S2	V2	Lap	Time	S1	V1	S2	V2
1	2:08.307	1:31.846		36.461	190	17	1:57.005	1:15.281			
2	1:50.555	1:14.949		35.606	188	18	3:44.944	3:06.365		38.579	181
3	1:51.135	1:15.730		35.405	190	19	1:53.812	1:18.018		35.794	191
4	1:49.907	1:14.609		35.298	190	20	1:50.332	1:14.685		35.647	191
5	1:49.675	1:14.345		35.330	189	21	1:53.011	1:15.672		37.339	191
6	1:51.907	1:15.268		36.639	<b>192</b>	22	1:50.808	1:14.938		35.870	192
7	2:15.250	1:28.975		46.275	93	23	1:50.440	1:14.319		36.121	191
8	2:28.184	1:41.426		46.758	177	24	1:52.143	1:14.350		37.793	177
9	2:00.609	1:20.744		39.865	187	25	1:52.272	1:16.354		35.918	192
10	1:51.552	1:15.861		35.691	191	26	1:51.559	1:15.544		36.015	184
11	1:49.567	1:14.458		35.109	190	27	1:52.543	1:16.770		35.773	192
12	<b>1:48.611</b>	1:13.656		34.955	190	28	1:50.281	<b>1:13.31t</b>		36.966	178
13	1:49.470	1:13.616		35.854	190	29	1:54.176	1:16.809		37.367	191
14	1:53.704	1:15.765		37.939	186	30	1:50.817	1:15.334		35.483	182
15	1:51.915	1:16.763		35.152	187	31	1:49.168	1:14.453		<b>34.715</b>	171
16	1:50.890	1:15.192		35.698	191	32	1:51.693	1:15.268		36.425	155

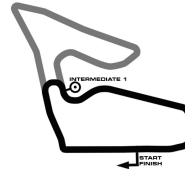


# FIA EUROPEAN TRUCK RACE TROPHY

Red Bull Ring, length 4318 m

12.-14. MAY 2017

Supercar Challenge powered by Hankook



-Reg.No.: CR 01/2017

## Lap Analysis race 2, 14.05.2017

**169 Aart BOSMANN (NLD) Porsche 991 Cup Porsche 991 Cuo GT theoretical besttime: 1:36.780**

Lap	Time	S1	V1	S2	V2	Lap	Time	S1	V1	S2	V2
1	1:45.772	1:14.069		31.703	192	20	1:43.676	1:07.965			
2	1:40.028	1:08.172		31.856	191	21	2:57.747	2:26.815		30.932	193
3	1:39.162	1:08.888		30.274	195	22	1:38.152	1:07.670		30.482	194
4	1:37.634	1:07.627		30.007	196	23	1:39.844	1:08.127		31.717	194
5	1:37.866	1:07.682		30.184	195	24	1:40.116	1:08.564		31.552	197
6	1:37.139	1:07.198		<b>29.941</b>	<b>197</b>	25	<b>1:36.891</b>	1:06.852		30.039	197
7	1:37.491	<b>1:06.836</b>		30.652	191	26	1:38.691	1:08.081		30.610	195
8	2:06.396	1:20.566		45.830	94	27	1:38.299	1:07.623		30.676	196
9	2:24.796	1:40.318		44.478	109	28	1:37.826	1:07.332		30.494	197
10	1:44.436	1:13.342		31.094	194	29	1:39.002	1:07.306		31.696	192
11	1:38.426	1:07.526		30.900	193	30	1:39.613	1:08.389		31.224	196
12	1:39.057	1:08.685		30.372	196	31	1:38.935	1:07.980		30.955	196
13	1:37.334	1:07.164		30.170	195	32	1:39.037	1:08.038		30.999	196
14	1:37.580	1:07.268		30.312	194	33	1:40.717	1:09.644		31.073	197
15	1:38.284	1:08.144		30.140	197	34	1:41.308	1:10.627		30.681	196
16	1:38.399	1:07.975		30.424	197	35	1:39.127	1:08.234		30.893	193
17	1:37.863	1:07.620		30.243	197	36	1:40.028	1:08.786		31.242	191
18	1:41.624	1:08.800		32.824	192	37	1:38.526	1:07.613		30.913	196
19	1:38.804	1:07.856		30.948	193						

**201 Dennis DE BORST (NLD) Seat Sport Leon Cup Racer SupSport 1 theoretical besttime: 1:39.561**

Lap	Time	S1	V1	S2	V2	Lap	Time	S1	V1	S2	V2
1	1:52.023	1:19.621		32.402	182	19	1:40.785	1:09.931		30.854	186
2	1:42.126	1:11.043		31.083	186	20	1:41.302	1:10.511		30.791	186
3	1:40.119	1:09.359		30.760	186	21	1:40.937	1:10.100		30.837	186
4	1:40.015	1:09.323		30.692	186	22	1:40.616	1:09.808		30.808	187
5	1:40.215	1:09.547		30.668	185	23	1:40.941	1:09.873		31.068	186
6	1:39.972	1:09.363		30.609	185	24	1:40.473	1:09.600		30.873	186
7	1:45.246	1:09.565		35.681	117	25	1:40.279	1:09.569		30.710	186
8	1:49.189	1:13.608		35.581	123	26	1:41.250	1:09.934		31.316	187
9	2:18.850	1:38.548		40.302	136	27	1:41.479	1:09.925		31.554	183
10	1:45.744	1:14.754		30.990	186	28	1:40.263	1:09.512		30.751	187
11	1:40.361	1:09.862		<b>30.499</b>	185	29	1:40.238	1:09.517		30.721	187
12	1:41.432	1:10.329		31.103	185	30	1:39.935	1:09.265		30.670	187
13	1:40.553	1:09.848		30.705	185	31	1:40.012	1:09.463		30.549	<b>188</b>
14	1:40.406	1:09.668		30.738	185	32	<b>1:39.708</b>	<b>1:09.062</b>		30.646	188
15	1:45.835	1:10.106				33	1:39.873	1:09.218		30.655	188
16	3:02.552	2:31.835		30.717	186	34	1:41.656	1:10.939		30.717	187
17	1:40.236	1:09.523		30.713	187	35	1:40.370	1:09.843		30.527	187
18	1:40.086	1:09.490		30.596	187	36	1:39.831	1:09.196		30.635	188

**202 Dennis HOUWELING (NLD) Seat Sport Leon Cup Racer SupSport theoretical besttime: 1:39.468**

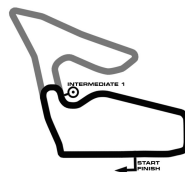
Lap	Time	S1	V1	S2	V2	Lap	Time	S1	V1	S2	V2
1	1:48.989	1:17.928		31.061	185	18	1:53.092	1:21.440		31.652	181
2	1:42.410	1:11.676		30.734	186	19	1:40.489	1:09.465		31.024	187
3	1:39.748	1:09.198		<b>30.550</b>	186	20	1:42.065	1:10.690		31.375	186
4	<b>1:39.560</b>	<b>1:08.916</b>		30.642	186	21	1:41.424	1:09.785		31.639	185
5	1:40.817	1:10.019		30.798	185	22	1:41.401	1:10.474		30.927	187
6	1:40.623	1:09.774		30.849	185	23	1:40.889	1:10.117		30.772	187
7	1:44.150	1:09.707		34.443	155	24	1:40.473	1:09.514		30.959	186
8	1:49.515	1:14.760		34.755	132	25	1:40.111	1:09.543		30.568	187
9	2:21.385	1:39.489		41.896	125	26	1:41.451	1:10.570		30.881	185
10	1:46.082	1:14.608		31.474	186	27	1:40.546	1:09.746		30.800	187
11	1:39.964	1:09.152		30.812	186	28	1:40.498	1:09.737		30.761	187
12	1:40.135	1:09.318		30.817	<b>187</b>	29	1:40.409	1:09.535		30.874	186
13	1:40.748	1:09.786		30.962	186	30	1:41.444	1:10.250		31.194	187
14	1:40.055	1:09.328		30.727	187	31	1:40.890	1:09.817		31.073	186
15	1:40.610	1:09.698		30.912	186	32	1:41.721	1:10.589		31.132	186
16	1:45.445	1:09.619				33	1:41.596	1:10.655		30.941	185
17	3:23.180	2:52.133		31.047	187						

# FIA EUROPEAN TRUCK RACE TROPHY

Red Bull Ring, length 4318 m

12.-14. MAY 2017

Supercar Challenge powered by Hankook



-Reg.No.: CR 01/2017

## Lap Analysis race 2, 14.05.2017

### 203 Priscilla SPEELMAN (NLD) Seat Sport Leon Cup Racer SupSport theoretical besttime: 1:39.263

Lap	Time	S1	V1	S2	V2	Lap	Time	S1	V1	S2	V2
1	1:51.418	1:18.978		32.440	184	19	1:39.817	1:09.264		30.553	187
2	1:41.958	1:10.836		31.122	185	20	1:40.965	1:09.520		31.445	188
3	1:40.380	1:09.790		30.590	188	21	1:40.103	1:09.755		30.348	187
4	1:40.225	1:09.467		30.758	187	22	1:39.770	1:09.352		30.418	185
5	1:40.072	1:09.518		30.554	187	23	1:39.424	1:09.036		30.388	185
6	1:39.902	1:09.351		30.551	188	24	1:39.799	1:09.451		30.348	186
7	1:45.176	1:09.651		35.525	126	25	1:39.952	1:09.454		30.498	186
8	1:49.134	1:13.757		35.377	123	26	1:40.477	1:09.904		30.573	187
9	2:19.389	1:38.460		40.929	132	27	1:39.648	1:09.239		30.409	187
10	1:48.854	1:16.816		32.038	187	28	1:40.947	1:09.648		31.299	187
11	1:40.761	1:10.180		30.581	187	29	1:39.892	1:09.311		30.581	185
12	1:40.118	1:09.581		30.537	188	30	1:39.726	1:09.331		30.395	188
13	1:47.638	1:09.787				31	1:40.054	1:09.549		30.505	188
14	3:13.653	2:42.971		30.682	184	32	1:40.336	1:09.801		30.535	188
15	1:41.080	1:10.748		30.332	<b>189</b>	33	1:40.004	1:09.367		30.637	187
16	1:39.483	1:09.161		<b>30.322</b>	189	34	1:40.261	1:09.780		30.481	188
17	1:40.486	1:09.442		31.044	186	35	1:39.725	<b>1:08.941</b>		30.784	186
18	1:40.134	1:09.743		30.391	187	36	<b>1:39.365</b>	1:08.962		30.403	189

### 204 Eric VAN DEN MUNCKHOF (NLD) BMW Z4 Coupe GTR SupSport 1 theoretical besttime: 1:39.891

Lap	Time	S1	V1	S2	V2	Lap	Time	S1	V1	S2	V2
1	1:49.497	1:18.280		31.217	185	19	1:40.647	1:09.819		30.828	186
2	1:42.409	1:11.121		31.288	185	20	1:40.401	1:09.687		30.714	187
3	1:40.612	1:09.683		30.929	185	21	1:41.580	1:10.562		31.018	186
4	1:40.230	1:09.361		30.869	185	22	1:41.398	1:10.199		31.199	188
5	1:40.180	1:09.520		30.660	185	23	1:43.164	1:11.137		32.027	187
6	1:40.132	1:09.479		30.653	185	24	1:41.496	1:10.611		30.885	185
7	1:43.777	1:09.349		34.428	157	25	1:41.151	<b>1:09.311</b>		31.833	186
8	1:49.679	1:14.731		34.948	120	26	1:40.381	1:09.763		30.618	187
9	2:20.847	1:39.390		41.457	129	27	1:40.406	1:09.406		31.000	187
10	1:46.931	1:15.872		31.059	187	28	1:42.203	1:10.183		32.020	186
11	1:40.131	1:09.558		<b>30.573</b>	<b>188</b>	29	1:40.331	1:09.325		31.006	185
12	1:48.903	1:09.417				30	1:40.398	1:09.597		30.801	186
13	3:17.492	2:46.503		30.989	186	31	<b>1:40.119</b>	1:09.483		30.636	187
14	1:40.974	1:09.806		31.168	186	32	1:40.618	1:09.435		31.183	187
15	1:40.634	1:09.688		30.946	188	33	1:41.012	1:10.061		30.951	187
16	1:40.424	1:09.542		30.882	186	34	1:40.557	1:09.621		30.936	186
17	1:41.378	1:10.218		31.160	187	35	1:42.323	1:10.038		32.285	186
18	1:40.191	1:09.382		30.809	187	36	1:41.571	1:10.136		31.435	186

### 208 Ted VAN VLIET (NLD) BMW E92 V8 SupSport 1 theoretical besttime: 1:51.476

Lap	Time	S1	V1	S2	V2	Lap	Time	S1	V1	S2	V2
1	2:01.666	1:27.529		<b>34.137</b>	159	4	<b>1:54.619</b>	<b>1:17.331</b>		37.280	145
2	1:55.106	1:19.484		35.622	156	5	2:17.920	1:30.973			
3	1:54.798	1:20.561		34.237	<b>174</b>						

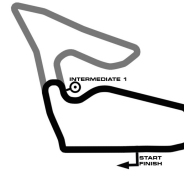


# FIA EUROPEAN TRUCK RACE TROPHY

Red Bull Ring, length 4318 m

12.-14. MAY 2017

Supercar Challenge powered by Hankook



-Reg.No.: CR 01/2017

## Lap Analysis race 2, 14.05.2017

210 Kosta KANAROGLOU (GRE) Ginetta G50 SupSport 1						theoretical besttime: 1:39.672					
Lap	Time	S1	V1	S2	V2	Lap	Time	S1	V1	S2	V2
1	1:53.113	1:21.298		31.815	182	19	1:42.152	1:10.723		31.429	183
2	1:44.168	1:12.496		31.672	181	20	1:41.198	1:10.331		30.867	183
3	1:41.807	1:10.275		31.532	182	21	1:40.312	1:09.580		30.732	183
4	1:42.629	1:11.237		31.392	181	22	1:40.365	1:09.975		30.390	183
5	1:42.015	1:11.026		30.989	183	23	1:39.986	1:09.642		30.344	184
6	1:40.955	1:10.225		30.730	181	24	1:40.670	1:10.017		30.653	183
7	1:42.155	1:09.944		32.211	137	25	1:40.322	1:09.942		30.380	184
8	1:46.027	1:15.074		30.953	181	26	1:39.990	1:09.537		30.453	184
9	2:16.368	1:36.776		39.592	178	27	1:40.012	<b>1:09.356</b>		30.662	184
10	1:45.460	1:14.818		30.642	184	28	1:40.007	1:09.536		30.471	184
11	1:40.869	1:10.342		30.527	<b>185</b>	29	1:41.357	1:10.191		31.166	180
12	1:40.416	1:09.705		30.711	183	30	1:40.404	1:09.841		30.563	183
13	1:40.442	1:09.918		30.524	184	31	1:40.307	1:09.985		<b>30.322</b>	185
14	1:40.333	1:09.773		30.560	183	32	1:40.349	1:09.876		30.473	184
15	1:46.310	1:10.195				33	1:40.166	1:09.798		30.368	184
16	2:57.935	2:26.833		31.102	182	34	<b>1:39.919</b>	1:09.444		30.475	184
17	1:41.202	1:10.321		30.881	183	35	1:40.613	1:10.164		30.449	185
18	1:41.002	1:10.581		30.421	184	36	1:40.364	1:09.760		30.604	183

222 Ronald VAN LOON (NLD) BMW M E46 3.2 SupSport 1						theoretical besttime: 1:40.265					
Lap	Time	S1	V1	S2	V2	Lap	Time	S1	V1	S2	V2
1	1:52.054	1:19.442		32.612	177	19	1:41.206	1:10.163		31.043	184
2	1:43.792	1:12.192		31.600	179	20	1:41.477	1:09.931		31.546	184
3	1:42.957	1:11.203		31.754	179	21	1:41.714	1:10.551		31.163	184
4	1:43.422	1:11.088		32.334	179	22	1:41.070	1:09.824		31.246	184
5	1:43.692	1:11.991		31.701	178	23	1:40.963	1:09.939		31.024	184
6	1:43.096	1:10.993		32.103	180	24	1:41.249	1:10.066		31.183	183
7	1:43.374	1:11.321		32.053	179	25	1:41.666	1:10.421		31.245	185
8	1:43.169	1:11.498		31.671	180	26	1:41.054	1:10.139		<b>30.915</b>	185
9	2:14.780	1:34.881		39.899	176	27	1:41.138	1:09.943		31.195	183
10	1:48.367	1:15.666		32.701	177	28	1:40.609	1:09.486		31.123	184
11	1:43.654	1:11.782		31.872	179	29	1:41.585	1:10.026		31.559	185
12	1:49.239	1:11.245				30	1:41.305	1:09.903		31.402	182
13	3:00.197	2:28.881		31.316	184	31	1:40.722	1:09.699		31.023	185
14	1:41.028	1:09.961		31.067	<b>186</b>	32	<b>1:40.533</b>	<b>1:09.356</b>		31.183	185
15	1:41.275	1:10.233		31.042	185	33	1:40.902	1:09.477		31.425	183
16	1:41.032	1:09.791		31.241	186	34	1:41.074	1:09.983		31.091	185
17	1:41.665	1:10.578		31.087	184	35	1:41.149	1:09.970		31.179	184
18	1:41.013	1:09.876		31.137	185	36	1:41.080	1:09.864		31.216	183

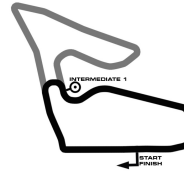
245 Robert VAN DEN BERG (NLD) BMW SupSport 1						theoretical besttime: 1:41.119					
Lap	Time	S1	V1	S2	V2	Lap	Time	S1	V1	S2	V2
1	1:53.126	1:21.090		32.036	180	19	1:41.800	1:10.366		31.434	182
2	1:43.824	1:12.136		31.688	182	20	1:41.534	1:10.198		31.336	183
3	1:43.507	1:11.774		31.733	181	21	1:41.616	1:10.432		31.184	183
4	1:42.884	1:11.234		31.650	182	22	1:41.625	1:10.279		31.346	183
5	1:43.225	1:11.439		31.786	182	23	1:43.237	1:11.120		32.117	182
6	1:42.799	1:10.834		31.965	181	24	1:42.815	1:11.617		31.198	183
7	1:44.602	1:12.470		32.132	182	25	1:41.477	1:10.361		31.116	184
8	1:43.755	1:11.896		31.859	182	26	<b>1:41.207</b>	1:10.139		<b>31.068</b>	183
9	2:12.961	1:33.228		39.733	180	27	1:41.339	<b>1:10.051</b>		31.288	183
10	1:46.540	1:14.791		31.749	182	28	1:41.422	1:10.289		31.133	183
11	1:43.146	1:11.219		31.927	179	29	1:41.757	1:10.587		31.170	182
12	1:48.787	1:11.784				30	1:44.795	1:11.267		33.528	182
13	3:00.788	2:28.964		31.824	183	31	1:41.756	1:10.094		31.662	180
14	1:42.417	1:11.278		31.139	<b>184</b>	32	1:42.458	1:10.473		31.985	172
15	1:42.681	1:11.132		31.549	183	33	1:42.222	1:11.071		31.151	183
16	1:42.299	1:10.852		31.447	183	34	1:41.558	1:10.189		31.369	182
17	1:42.327	1:10.789		31.538	182	35	1:42.601	1:11.428		31.173	184
18	1:41.985	1:10.831		31.154	183	36	1:45.399	1:14.056		31.343	183

# FIA EUROPEAN TRUCK RACE TROPHY

Red Bull Ring, length 4318 m

12.-14. MAY 2017

Supercar Challenge powered by Hankook



-Reg.No.: CR 01/2017

## Lap Analysis race 2, 14.05.2017

**259 Marcel VAN DE MAAT (NLD) BMW E46 GTR SupSport 1** theoretical besttime: 1:39.883

Lap	Time	S1	V1	S2	V2	Lap	Time	S1	V1	S2	V2
1	1:49.870	1:18.640		31.230	186	6	<b>1:39.883</b>	<b>1:09.244</b>		<b>30.639</b>	184
2	1:42.367	1:11.477		30.890	<b>186</b>	7	1:44.674	1:09.456		35.218	134
3	1:40.689	1:09.725		30.964	185	8	1:49.242	1:13.924		35.318	123
4	1:40.556	1:09.560		30.996	183	9	2:20.164	1:38.864		41.300	130
5	1:40.063	1:09.308		30.755	184	10	3:01.158	2:00.117			

**263 Dan STRINGFELLOW (NLD) BMW M E46 3.2 SupSport 1** theoretical besttime: 1:39.292

Lap	Time	S1	V1	S2	V2	Lap	Time	S1	V1	S2	V2
1	1:52.648	1:20.769		31.879	185	19	1:40.073	1:09.288		30.785	188
2	1:42.135	1:10.965		31.170	187	20	1:40.112	1:09.391		30.721	190
3	1:40.606	1:09.778		30.828	188	21	1:40.105	1:09.138		30.967	187
4	1:40.461	1:09.541		30.920	188	22	1:39.916	1:09.415		30.501	<b>191</b>
5	1:39.599	<b>1:08.821</b>		30.778	188	23	1:41.416	1:09.820		31.596	188
6	<b>1:39.442</b>	1:08.880		30.562	190	24	1:39.676	1:09.205		<b>30.471</b>	189
7	3:28.733	2:48.287		40.446	85	25	1:40.020	1:09.343		30.677	189
8	2:20.425	1:40.861		39.564	181	26	1:40.202	1:09.430		30.772	190
9	1:42.030	1:10.702		31.328	187	27	1:39.973	1:08.951		31.022	189
10	1:41.882	1:10.912		30.970	187	28	1:40.708	1:09.849		30.859	190
11	1:41.326	1:10.598		30.728	188	29	1:39.843	1:09.145		30.698	190
12	1:47.192	1:09.593				30	1:40.032	1:09.345		30.687	191
13	3:03.447	2:32.802		30.645	189	31	1:39.854	1:09.381		30.473	189
14	1:41.825	1:10.871		30.954	190	32	1:40.936	1:09.855		31.081	186
15	1:39.597	1:08.991		30.606	188	33	1:39.800	1:09.136		30.664	188
16	1:41.930	1:10.514		31.416	183	34	1:41.845	1:10.394		31.451	184
17	1:40.844	1:10.055		30.789	188	35	1:40.621	1:09.601		31.020	189
18	1:40.805	1:09.534		31.271	188						

**305 Michael SMITH (GBR) Seat Leon Supercoppa MK11 SupSport 2** theoretical besttime: 1:44.346

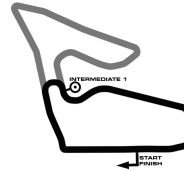
Lap	Time	S1	V1	S2	V2	Lap	Time	S1	V1	S2	V2
1	1:58.971	1:25.747		33.224	178	18	1:46.041	1:13.801		32.240	178
2	1:47.183	1:14.558		32.625	177	19	1:46.388	1:13.968		32.420	178
3	1:47.067	1:14.403		32.664	177	20	1:46.193	1:13.744		32.449	175
4	1:45.878	1:13.709		32.169	178	21	1:47.014	1:14.227		32.787	177
5	1:45.196	1:13.029		32.167	177	22	1:45.152	1:13.294		<b>31.858</b>	178
6	1:45.793	1:13.720		32.073	178	23	1:47.460	1:14.407		33.053	178
7	1:51.234	1:17.235		33.999	178	24	1:46.711	1:13.607		33.104	174
8	1:48.010	1:15.258		32.752	178	25	1:46.707	1:14.255		32.452	179
9	1:46.818	1:13.892		32.926	<b>179</b>	26	1:45.574	1:12.807		32.767	176
10	1:46.287	1:13.529		32.758	177	27	1:47.597	1:14.490		33.107	178
11	1:45.623	1:12.812		32.811	178	28	1:47.221	1:14.625		32.596	177
12	1:53.448	1:14.172				29	1:46.469	1:13.807		32.662	177
13	3:24.793	2:52.485		32.308	178	30	1:48.094	1:14.644		33.450	171
14	1:46.536	1:13.736		32.800	177	31	1:45.888	1:13.521		32.367	177
15	1:45.720	1:13.375		32.345	178	32	1:48.969	1:16.403		32.566	178
16	1:45.690	1:12.919		32.771	152	33	1:48.374	1:16.040		32.334	178
17	1:48.999	1:16.120		32.879	178	34	<b>1:44.451</b>	<b>1:12.481</b>		31.963	179

# FIA EUROPEAN TRUCK RACE TROPHY

Red Bull Ring, length 4318 m

12.-14. MAY 2017

Supercar Challenge powered by Hankook



-Reg.No.: CR 01/2017

## Lap Analysis race 2, 14.05.2017

324 Ollie TAYLOR (GBR) BMW E90 SupSport 2						theoretical besttime: 1:41.896					
Lap	Time	S1	V1	S2	V2	Lap	Time	S1	V1	S2	V2
1	1:53.825	1:21.779		32.046	179	19	1:42.969	1:11.228		31.741	180
2	1:43.880	1:12.323		31.557	180	20	1:44.495	1:12.826		31.669	182
3	1:43.292	1:11.542		31.750	179	21	1:42.397	1:10.710		31.687	181
4	1:43.768	1:12.175		31.593	180	22	1:42.962	1:11.190		31.772	182
5	1:44.331	1:12.667		31.664	179	23	1:43.451	1:11.843		31.608	180
6	1:43.330	1:11.860		31.470	180	24	1:43.578	1:11.333		32.245	182
7	1:43.512	1:11.713		31.799	182	25	1:44.710	1:11.215		33.495	176
8	1:43.977	1:11.788		32.189	142	26	1:44.675	1:12.247		32.428	175
9	2:11.742	1:32.247		39.495	181	27	1:47.627	1:15.218		32.409	177
10	1:49.228	1:16.216		33.012	180	28	1:44.989	1:12.520		32.469	174
11	1:43.848	1:11.661		32.187	177	29	1:45.591	1:12.280		33.311	179
12	1:43.777	1:11.699		32.078	181	30	1:45.833	1:13.622		32.211	181
13	1:43.615	1:11.828		31.787	182	31	1:42.801	1:11.056		31.745	179
14	<b>1:41.896</b>	<b>1:10.572</b>		<b>31.324</b>	<b>183</b>	32	1:48.900	1:14.324		34.576	179
15	1:47.618	1:11.040				33	1:49.627	1:15.669		33.958	179
16	3:22.730	2:50.857		31.873	179	34	1:59.391	1:20.816		38.575	155
17	1:43.135	1:11.459		31.676	182	35	2:18.352	1:33.265		45.087	123
18	1:42.999	1:11.611		31.388	182						

402 Chris VOET (BEL) Peugeot RCZ Cup Sport						theoretical besttime: 1:48.596					
Lap	Time	S1	V1	S2	V2	Lap	Time	S1	V1	S2	V2
1	2:03.567	1:29.652		33.915	168	18	1:50.235	1:16.481		33.754	166
2	1:50.424	1:16.929		33.495	167	19	1:50.046	1:16.310		33.736	167
3	1:49.536	1:15.812		33.724	167	20	1:49.483	1:15.855		33.628	167
4	1:50.209	1:16.359		33.850	166	21	1:49.435	1:15.747		33.688	166
5	1:49.464	1:15.965		33.499	167	22	1:49.293	1:15.873		33.420	167
6	1:50.386	1:15.839		34.547	167	23	1:49.727	1:16.027		33.700	168
7	2:19.458	1:21.154		58.304	94	24	1:49.341	1:16.062		33.279	168
8	2:24.643	1:41.938		42.705	167	25	1:50.057	1:16.475		33.582	168
9	1:53.199	1:19.237		33.962	168	26	1:49.216	<b>1:15.641</b>		33.576	167
10	1:52.831	1:18.278		34.553	166	27	1:49.637	1:16.268		33.369	167
11	1:51.040	1:17.626		33.414	167	28	1:50.048	1:16.813		33.235	169
12	1:49.733	1:16.326		33.407	167	29	1:49.510	1:16.302		33.208	169
13	<b>1:48.997</b>	1:16.041		<b>32.956</b>	<b>169</b>	30	1:49.482	1:15.840		33.642	168
14	1:55.623	1:15.975				31	1:49.507	1:15.813		33.694	167
15	3:40.346	3:06.198		34.148	167	32	1:50.887	1:16.566		34.321	167
16	1:50.549	1:16.678		33.871	167	33	1:59.739	1:16.841		42.898	73
17	1:50.514	1:16.704		33.810	167						

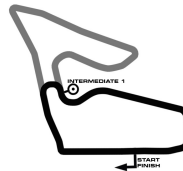
405 Harold WISSELINK (NLD) BMW Zilhouette 2.0 Sport						theoretical besttime: 1:49.703					
Lap	Time	S1	V1	S2	V2	Lap	Time	S1	V1	S2	V2
1	29:34.799	29:00		33.852	162	6	1:51.701	1:18.193		33.508	162
2	1:51.505	1:17.519		33.986	162	7	1:50.916	1:16.997		33.919	162
3	1:50.635	1:16.915		33.720	158	8	1:49.975	1:16.894		33.081	<b>164</b>
4	1:50.637	1:17.164		33.473	162	9	<b>1:49.828</b>	1:16.854		<b>32.974</b>	162
5	1:49.996	<b>1:16.725</b>		33.267	162	10	2:04.270	1:17.314			

# FIA EUROPEAN TRUCK RACE TROPHY

Red Bull Ring, length 4318 m

12.-14. MAY 2017

Supercar Challenge powered by Hankook



## Lap Analysis race 2, 14.05.2017

-Reg.No.: CR 01/2017

416 John VAN DER VOORT (NLD) Alfa 147 Sport						theoretical besttime: 1:47.674					
Lap	Time	S1	V1	S2	V2	Lap	Time	S1	V1	S2	V2
1	2:09.987	1:34.331		35.656	161	18	1:48.666	1:15.297		33.369	165
2	1:54.247	1:19.207		35.040	163	19	1:50.620	1:16.113		34.507	163
3	1:53.471	1:18.812		34.659	163	20	1:51.455	1:18.142		33.313	165
4	1:53.125	1:18.719		34.406	162	21	1:49.351	1:15.740		33.611	164
5	1:53.966	1:18.926		35.040	160	22	1:49.433	1:16.103		33.330	165
6	1:54.097	1:18.541		35.556	163	23	1:49.785	1:16.420		33.365	166
7	2:03.954	1:23.720		40.234	87	24	1:48.712	1:15.568		33.144	166
8	2:24.026	1:41.238		42.788	128	25	1:48.931	1:15.617		33.314	166
9	2:01.790	1:26.415		35.375	163	26	1:49.077	1:15.903		33.174	165
10	1:53.561	1:18.659		34.902	162	27	1:48.339	1:15.161		33.178	166
11	2:02.993	1:19.246				28	1:48.355	1:15.127		33.228	166
12	3:23.333	2:48.942		34.391	164	29	<b>1:47.803</b>	1:14.831		<b>32.972</b>	166
13	1:53.945	1:18.151		35.794	162	30	1:48.319	1:15.248		33.071	166
14	1:50.674	1:16.673		34.001	164	31	1:48.145	1:15.052		33.093	166
15	1:51.232	1:16.567		34.665	162	32	1:48.294	1:15.275		33.019	<b>167</b>
16	1:49.974	1:16.297		33.677	165	33	1:48.462	<b>1:14.702</b>		33.760	166
17	1:49.407	1:15.711		33.696	165						