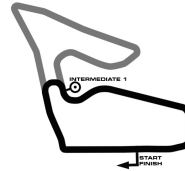


FIA EUROPEAN TRUCK RACE TROPHY

Red Bull Ring, length 2338 m

12.-14. MAY 2017

Suzuki Cup Austria - Europe



-Reg.No.: UK U1/2017

Lap Analysis Qualifying, 14.05.2017

3 Fabian OHRFANDL () Suzuki Swift Sport 1.6 Suzuki Cup Austria theoretical besttime: 1:05.809

Lap	Time	S1	V1	S2	V2	Lap	Time	S1	V1	S2	V2
1	1:26.570			40.062	145	14	1:10.391	29.864		40.527	133
2	1:08.340	30.409		37.931	150	15	1:06.842	29.268		37.574	148
3	1:07.540	29.702		37.838	147	16	1:06.218	28.693		37.525	147
4	1:06.110	28.708		37.402	147	17	1:06.009	28.653		37.356	147
5	1:06.309	28.770		37.539	146	18	1:06.354	28.611		37.743	132
6	1:14.549	29.288				19	1:13.582	34.203		39.379	147
7	3:24.916	2:45.976		38.940	146	20	1:07.270	28.746		38.524	147
8	1:05.881	28.564		37.317	147	21	1:10.354	28.724		41.630	114
9	1:06.006	28.700		37.306	148	22	1:08.861	31.492		37.369	145
10	1:06.328	28.503		37.825	146	23	1:06.242	28.850		37.392	147
11	1:07.204	29.173		38.031	145	24	1:06.304	28.659		37.645	147
12	1:06.492	28.985		37.507	145	25	1:05.971	28.599		37.372	147
13	1:08.152	29.122		39.030	141						

5 Peter GROSS () Suzuki Swift Sport 1.6 Suzuki Cup Austria theoretical besttime: 1:05.273

Lap	Time	S1	V1	S2	V2	Lap	Time	S1	V1	S2	V2
1	1:47.465			40.743	132	14	1:05.902	28.555		37.347	148
2	1:10.657	30.945		39.712	142	15	1:05.833	28.329			147
3	1:07.298	29.606		37.692	146	16	1:05.546	28.372		37.174	148
4	1:09.726	28.792		40.934	135	17	1:05.929	28.453		37.476	148
5	1:08.805	31.228		37.577	146	18	1:05.948	28.612		37.336	147
6	1:06.169	28.806		37.363	146	19	1:06.219	28.138		38.081	145
7	1:06.174	28.662		37.512	146	20	1:05.759	28.378		37.381	148
8	2:00.618	28.641		1:31.977	134	21	1:05.798	28.295		37.503	145
9	1:07.377	29.952		37.425	147	22	1:05.659	28.524		37.135	147
10	1:05.854	28.691		37.163	148	23	1:06.155	28.475		37.680	147
11	1:05.960	28.383		37.577	146	24	1:06.019	28.553		37.466	146
12	1:27.478	28.610		58.868	140	25	1:05.886	28.542		37.344	147
13	1:05.940	28.499		37.441	147	26	1:06.608	28.371		38.237	127

7 Anton BAUER () Suzuki Swift Sport 1.6 Suzuki Cup Austria theoretical besttime: 1:05.648

Lap	Time	S1	V1	S2	V2	Lap	Time	S1	V1	S2	V2
1	1:31.675			38.867	144	14	1:05.975	28.578		37.397	145
2	1:06.712	28.902		37.810	145	15	1:11.836	28.802			
3	1:06.907	29.220		37.687	146	16	2:52.647	2:14.813		37.834	144
4	1:06.121	28.672		37.449	146	17	1:06.546	28.843		37.703	145
5	1:05.735	28.439		37.296	146	18	1:06.765	28.959		37.806	145
6	1:06.349	28.853		37.496	145	19	1:07.451	28.475		38.976	140
7	1:05.975	28.438		37.537	145	20	1:06.652	28.984		37.668	146
8	1:07.179	29.663		37.516	146	21	1:07.013	29.654		37.359	145
9	1:06.604	28.750		37.854	144	22	1:06.836	28.764		38.072	143
10	1:07.640	29.425		38.215	138	23	1:06.531	28.751		37.780	144
11	1:08.566	30.409		38.157	144	24	1:06.679	29.023		37.656	144
12	1:05.984	28.774		37.210	146	25	1:07.053	28.722		38.331	144
13	1:06.338	28.459			142	26	1:06.486	28.775		37.711	144

8 Klaus LEMMERHOFER () Suzuki Swift Sport 1.6 Suzuki Cup Austr theoretical besttime: 1:07.406

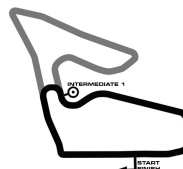
Lap	Time	S1	V1	S2	V2	Lap	Time	S1	V1	S2	V2
1	1:47.033			42.728	136	13	1:11.595	31.502		40.093	139
2	1:11.053	31.001		40.052	136	14	1:07.911	29.141		38.770	138
3	1:41.697	51.613				15	1:09.671	29.995		39.676	142
4	2:36.002	1:55.713		40.289	142	16	1:07.843	28.987		38.856	140
5	1:08.363	29.495		38.868	145	17	1:08.537	29.985		38.552	145
6	1:10.402	30.804		39.598	144	18	1:13.604	32.376		41.228	143
7	1:09.070	29.259		39.811	143	19	1:08.099	29.201		38.898	140
8	1:08.887	29.601		39.286	144	20	1:09.851	29.685		40.166	141
9	1:08.428	29.574		38.854	144	21	1:08.233	29.644		38.589	144
10	1:09.502	30.014		39.488	143	22	1:07.822	29.105		38.717	144
11	1:08.800	29.133		39.667	142	23	1:07.786	29.367		38.419	142
12	1:08.428	29.189		39.239	141	24	1:10.469	30.665		39.804	144

FIA EUROPEAN TRUCK RACE TROPHY

Red Bull Ring, length 2338 m

12.-14. MAY 2017

Suzuki Cup Austria - Europe



-Reg.No.: UK U1/2017

Lap Analysis Qualifying, 14.05.2017

9 Johannes MADERTHANER () Suzuki Swift Sport 1.6 Suzuki Cup A theoretical besttime: 1:09.035

Lap	Time	S1	V1	S2	V2	Lap	Time	S1	V1	S2	V2
1	1:54.276			43.233	139	13	1:10.633	30.090		40.543	128
2	1:12.799	32.071		40.728	142	14	1:13.845	32.591		41.254	143
3	1:12.749	32.649		40.100	143	15	1:12.127	30.784		41.343	140
4	1:10.362	30.581		39.781	143	16	1:14.416	30.775		43.641	134
5	1:10.237	30.493		39.744	143	17	1:11.086	30.875		40.211	142
6	1:12.619	30.364		42.255	140	18	1:12.758	30.334		42.424	142
7	1:11.097	30.724		40.373	142	19	1:11.036	30.102		40.934	142
8	1:09.832	29.686		40.146	141	20	1:09.035	29.604		39.431	143
9	1:09.536	29.834		39.702	142	21	1:10.015	30.177		39.838	140
10	1:10.002	29.996		40.006	140	22	1:11.568	29.872		41.696	142
11	1:23.398	30.443				23	1:10.614	29.803		40.811	142
12	2:46.439	2:06.197		40.242	141						

10 Christoph ZELLHOFER () Suzuki Swift Sport 1.6 Suzuki Cup Austr theoretical besttime: 1:05.805

Lap	Time	S1	V1	S2	V2	Lap	Time	S1	V1	S2	V2
1	2:01.491			42.016	145	14	1:06.281	28.669		37.612	147
2	1:07.498	29.247		38.251	146	15	1:06.211	28.550		37.661	146
3	1:10.947	31.728		39.219	147	16	1:07.488	29.816		37.672	147
4	1:06.481	28.708		37.773	147	17	1:05.834	28.497		37.337	148
5	1:06.515	28.801		37.714	147	18	1:12.513	29.224		43.289	135
6	1:06.226	28.708		37.518	147	19	1:11.469	31.459		40.010	149
7	1:06.282	28.673		37.609	145	20	1:05.860	28.468		37.392	147
8	1:14.057	32.294		41.763	147	21	1:08.670	29.296		39.374	147
9	1:06.249	28.732		37.517	147	22	1:06.097	28.507		37.590	146
10	1:06.208	28.634		37.574	147	23	1:08.622	29.255		39.367	148
11	1:11.401	31.334		40.067	145	24	1:06.687	28.628		38.059	148
12	1:12.648	28.681				25	1:06.070	28.479		37.591	147
13	2:42.799	2:04.885		37.914	146						

11 Erich WEGHOFER () Suzuki Swift Sport 1.6 Suzuki Cup Austria theoretical besttime: 1:06.444

Lap	Time	S1	V1	S2	V2	Lap	Time	S1	V1	S2	V2
1	1:39.289			43.207	137	14	1:10.828	32.214		38.614	144
2	1:10.277	31.149		39.128	142	15	1:12.278	30.526		41.752	143
3	1:08.159	29.577		38.582	143	16	1:07.294	29.054		38.240	142
4	1:09.767	30.745		39.022	144	17	1:07.823	29.036		38.787	144
5	1:07.576	29.246		38.330	144	18	1:09.027	28.738		40.289	144
6	1:07.331	29.145		38.186	144	19	1:08.797	29.750		39.047	142
7	1:17.267	29.315				20	1:07.052	29.110		37.942	144
8	2:29.050	1:50.292		38.758	142	21	1:07.251	28.958		38.293	143
9	1:06.847	29.023		37.824	144	22	1:07.155	28.972		38.183	143
10	1:09.301	29.097		40.204	141	23	1:06.870	29.082		37.788	144
11	1:07.455	29.464		37.991	144	24	1:07.003	28.656		38.347	135
12	1:07.069	29.033		38.036	144	25	1:08.651	30.161		38.490	143
13	1:07.865	28.976		38.889	129						

14 Dominik HASELSTEINER () Suzuki Swift Sport 1.6 Suzuki Cup Aus theoretical besttime: 1:11.330

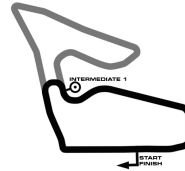
Lap	Time	S1	V1	S2	V2	Lap	Time	S1	V1	S2	V2
1	1:48.608			40.530	133	3	1:27.251	33.014			
2	1:11.330	31.417		39.913	141						

FIA EUROPEAN TRUCK RACE TROPHY

Red Bull Ring, length 2338 m

12.-14. MAY 2017

Suzuki Cup Austria - Europe



-Reg.No.: UK U1/2017

Lap Analysis Qualifying, 14.05.2017

15 Thomas BERGER () Suzuki Swift Sport 1.6 Suzuki Cup Austria theoretical besttime: 1:05.233

Lap	Time	S1	V1	S2	V2	Lap	Time	S1	V1	S2	V2
1	1:26.352			40.315	142	14	1:05.578	28.282		37.296	147
2	1:08.298	30.329		37.969	146	15	1:06.181	28.774		37.407	146
3	1:06.864	29.249		37.615	146	16	1:05.819	28.438		37.381	147
4	1:05.871	28.607		37.264	147	17	1:05.338	28.150		37.188	147
5	1:05.403	28.320		37.083	147	18	1:08.055	28.694			105
6	1:13.499	29.013				19	1:12.219	32.698		39.521	146
7	2:19.602	1:41.166		38.436	145	20	1:05.710	28.565		37.145	149
8	1:07.788	28.544		39.244	144	21	1:06.262	28.404		37.858	147
9	1:05.679	28.489		37.190	147	22	1:06.031	28.447		37.584	146
10	1:06.098	28.788		37.310	147	23	1:05.724	28.448		37.276	147
11	1:12.975	30.382		42.593	146	24	1:05.676	28.470		37.206	148
12	1:07.338	28.272		39.066	141	25	1:05.748	28.412		37.336	148
13	1:05.761	28.605		37.156	146	26	1:08.433	28.455		39.978	113

17 Günther WIESMEIER () Suzuki Swift Sport 1.6 Suzuki Cup Austria theoretical besttime: 1:04.992

Lap	Time	S1	V1	S2	V2	Lap	Time	S1	V1	S2	V2
1	1:43.025			40.275	145	13	1:14.443	28.406			
2	1:10.360	30.085		40.275	135	14	2:07.811	1:28.612		39.199	146
3	1:08.731	29.871		38.860	147	15	1:05.295	28.354		36.941	148
4	1:05.832	28.197		37.635	148	16	1:06.578	28.655		37.923	147
5	1:12.306	30.073		42.233	146	17	1:07.618	28.195		39.423	129
6	1:05.565	28.300		37.265	148	18	1:07.930	30.140		37.790	147
7	1:05.373	28.202		37.171	148	19	1:05.209	28.051		37.158	148
8	1:05.227	28.123		37.104	150	20	1:05.426	28.133		37.293	148
9	1:13.043	33.467		39.576	147	21	1:13.948	28.329			
10	1:05.596	28.215		37.381	147	22	2:57.474	2:17.297		40.177	147
11	1:06.018	28.085		37.933	148	23	1:05.242	28.075		37.167	145
12	1:06.411	28.993		37.418	147	24	1:05.469	28.373		37.096	148

26 Max WIMMER () Suzuki Swift Sport 1.6 Suzuki Cup Austria theoretical besttime: 1:05.313

Lap	Time	S1	V1	S2	V2	Lap	Time	S1	V1	S2	V2
1	1:42.125			40.580	144	14	1:05.536	28.341		37.195	145
2	1:08.933	30.410		38.523	146	15	1:08.411	29.588		38.823	146
3	1:06.765	28.632		38.133	145	16	1:05.701	28.312		37.389	146
4	1:05.882	28.493		37.389	146	17	1:05.767	28.561		37.206	146
5	1:06.202	28.533		37.669	146	18	1:06.317	28.192		38.125	146
6	1:11.977	28.544		43.433	142	19	1:07.403	28.416		38.987	146
7	1:07.271	29.261		38.010	145	20	1:06.540	28.536		38.004	145
8	1:05.902	28.556		37.346	147	21	1:06.465	28.600		37.865	147
9	1:21.082	32.299				22	1:05.815	28.344		37.471	145
10	2:36.132	1:52.026		44.106	146	23	1:06.211	28.589		37.622	146
11	1:05.704	28.414		37.290	146	24	1:05.492	28.270		37.222	146
12	1:05.800	28.411		37.389	146	25	1:07.124	28.478		38.646	147
13	1:05.578	28.457		37.121	147	26	1:05.673	28.396		37.277	147

30 Oliver MÜLLER () Suzuki Swift Sport 1.6 Suzuki Cup Austria theoretical besttime: 1:05.539

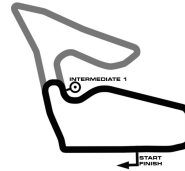
Lap	Time	S1	V1	S2	V2	Lap	Time	S1	V1	S2	V2
1	1:41.817			42.465	140	13	1:06.479	28.442		38.037	142
2	1:10.756	31.569		39.187	144	14	1:11.040	28.789			
3	1:06.482	28.770		37.712	146	15	2:19.221	1:41.275		37.946	144
4	1:05.888	28.409		37.479	146	16	1:06.592	28.564		38.028	142
5	1:05.969	28.344		37.625	145	17	1:07.150	29.578		37.572	146
6	1:11.101	28.342				18	1:06.385	28.371		38.014	145
7	1:57.454	1:20.151		37.303	147	19	1:08.087	29.332		38.755	144
8	1:06.937	28.922		38.015	147	20	1:06.799	28.766		38.033	144
9	1:05.801	28.236		37.565	145	21	1:06.396	28.665		37.731	145
10	1:05.925	28.410		37.515	146	22	1:06.086	28.437		37.649	146
11	1:06.065	28.365		37.700	145	23	1:06.005	28.409		37.596	145
12	1:06.407	28.624		37.783	144	24	1:05.705	28.267		37.438	146

FIA EUROPEAN TRUCK RACE TROPHY

Red Bull Ring, length 2338 m

12.-14. MAY 2017

Suzuki Cup Austria - Europe



-Reg.No.: UK U1/2017

Lap Analysis Qualifying, 14.05.2017

47 Marcel KRAILLER () Suzuki Swift Sport 1.6 Suzuki Cup Austria theoretical besttime: 1:05.615

Lap	Time	S1	V1	S2	V2	Lap	Time	S1	V1	S2	V2
1	2:11.621			45.128	132	12	3:04.187	2:23.212		40.975	145
2	1:10.935	30.646		40.289	144	13	1:05.986	28.572		37.414	146
3	1:10.514	32.240		38.274	146	14	1:06.551	28.329		38.222	145
4	1:06.021	28.709		37.312	148	15	1:05.976	28.640		37.336	145
5	1:06.327	29.022		37.305	146	16	1:05.860	28.480		37.380	145
6	1:08.013	28.623		39.390	145	17	1:06.711	28.458		38.253	143
7	1:06.430	28.784		37.646	146	18	1:05.895	28.524		37.371	146
8	1:05.878	28.514		37.364	146	19	1:05.666	28.380		37.286	145
9	1:06.033	28.503		37.530	146	20	1:06.334	28.530		37.804	143
10	1:06.089	28.626		37.463	146	21	1:06.035	28.437		37.598	145
11	1:12.635	28.338				22	1:11.223	28.440		42.783	108

50 Martin ZELLHOFER () Suzuki Swift Sport 1.6 Suzuki Cup Austria theoretical besttime: 1:05.757

Lap	Time	S1	V1	S2	V2	Lap	Time	S1	V1	S2	V2
1	2:00.049			39.589	142	14	1:05.971	28.529		37.442	147
2	1:07.120	28.956		38.164	145	15	1:06.797	28.315		38.482	144
3	1:08.773	30.142		38.631	144	16	1:06.444	28.658		37.786	145
4	1:06.594	28.728		37.866	147	17	1:06.362	28.543		37.819	144
5	1:06.207	28.564		37.643	147	18	1:06.742	28.656		38.086	144
6	1:07.652	29.203		38.449	145	19	1:06.404	28.719		37.685	146
7	1:06.145	28.504		37.641	145	20	1:06.226	28.503		37.723	145
8	1:16.199	31.600		44.599	143	21	1:06.368	28.664		37.704	146
9	1:06.592	28.605		37.987	144	22	1:06.662	28.739		37.923	145
10	1:06.173	28.434		37.739	145	23	1:06.710	28.973		37.737	145
11	1:16.442	30.928				24	1:12.545	29.863		42.682	132
12	2:19.135	1:40.820		38.315	145	25	1:13.674	31.700		41.974	125
13	1:06.355	28.516		37.839	145	26	1:44.730	37.053			

175 Lukas PUCHINGER () Suzuki Swift Sport 1.6 Suzuki Cup Austria theoretical besttime: 1:06.110

Lap	Time	S1	V1	S2	V2	Lap	Time	S1	V1	S2	V2
1	1:46.115			40.193	141	12	1:06.912	28.919		37.993	144
2	1:08.623	29.860		38.763	146	13	1:07.542	29.732		37.810	145
3	1:07.871	28.936		38.935	146	14	1:07.105	29.143		37.962	146
4	1:07.521	29.387		38.134	145	15	1:06.491	28.646		37.845	147
5	1:06.911	29.122		37.789	147	16	1:06.463	28.639		37.824	146
6	1:06.632	28.636		37.996	145	17	1:07.118	28.740		38.378	145
7	1:06.402	28.852		37.550	147	18	1:22.504	32.217			
8	1:06.110	28.604		37.506	147	19	4:03.719	3:25.538		38.181	147
9	1:18.259	30.288				20	1:06.793	28.971		37.822	146
10	2:45.998	2:07.687		38.311	145	21	1:06.478	28.665		37.813	147
11	1:07.417	29.249		38.168	145	22	1:07.473	29.375		38.098	145

502 Máté BENYÓ () Suzuki Swift Sport 1.6 Magyar OB 1.6 theoretical besttime: 1:05.394

Lap	Time	S1	V1	S2	V2	Lap	Time	S1	V1	S2	V2
1	1:29.256			45.572	146	9	1:05.963	28.380		37.583	145
2	1:05.809	28.698		37.111	149	10	1:05.825	28.529		37.296	144
3	1:16.473	37.593		38.880	145	11	1:05.818	28.520		37.298	144
4	1:05.665	28.640		37.025	145	12	1:05.815	28.486		37.329	145
5	1:05.534	28.369		37.165	146	13	1:05.899	28.577		37.322	144
6	1:15.442	30.007				14	1:05.776	28.488		37.288	144
7	13:46.937	13:09		37.776	146	15	1:05.718	28.411		37.307	145
8	1:06.019	28.699		37.320	144	16	1:06.052	28.579		37.473	145

503 László ÁCS () Suzuki Swift Sport 1.6 Magyar OB 1.6 theoretical besttime: 1:08.430

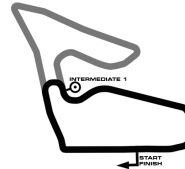
Lap	Time	S1	V1	S2	V2	Lap	Time	S1	V1	S2	V2
1	2:09.024			45.371	138	8	11:53.794	11:06		46.853	124
2	1:11.724	31.114		40.610	139	9	1:12.632	32.480		40.152	140
3	1:16.561	33.548		43.013	140	10	1:10.331	30.779		39.552	142
4	1:09.627	30.563		39.064	142	11	1:08.850	29.839		39.011	142
5	1:09.128	29.983		39.145	142	12	1:09.188	29.978		39.210	141
6	1:11.403	30.477		40.926	117	13	1:08.666	29.419		39.247	140
7	1:32.849	35.434				14	1:08.735	29.613		39.122	140

FIA EUROPEAN TRUCK RACE TROPHY

Red Bull Ring, length 2338 m

12.-14. MAY 2017

Suzuki Cup Austria - Europe



-Reg.No.: UK U1/Z017

Lap Analysis Qualifying, 14.05.2017

511 Krisztián FÜGE (HUN) Suzuki Swift Sport 1.6 Magyar OB 1.6												theoretical besttime: 1:05.626
Lap	Time	S1	V1	S2	V2	Lap	Time	S1	V1	S2	V2	
1	1:55.598			40.253	144	11	1:05.986	28.641		37.345	147	
2	1:07.470	29.746		37.724	146	12	1:05.928	28.548		37.380	147	
3	1:11.570	32.351		39.219	147	13	1:06.955	28.416		38.539	142	
4	1:07.573	29.141		38.432	146	14	1:05.985	28.727		37.258	147	
5	1:06.342	28.613		37.729	145	15	1:06.330	29.052		37.278	146	
6	1:09.408	31.711		37.697	146	16	1:05.892	28.631		37.261	147	
7	1:06.198	28.736		37.462	147	17	1:05.812	28.602		37.210	146	
8	1:06.413	28.743		37.670	146	18	1:06.023	28.535		37.488	148	
9	1:06.428	29.032		37.396	146	19	1:15.056	31.034		44.022	127	
10	1:06.287	28.812		37.475	145	20	1:28.032	31.461				

514 Zoltán BALOGH (HUN) Suzuki Swift Sport 1.6 Magyar OB 1.6												theoretical besttime: 1:04.963
Lap	Time	S1	V1	S2	V2	Lap	Time	S1	V1	S2	V2	
1	1:18.706			39.256	145	11	1:11.698	28.249				
2	1:06.438	29.114		37.324	146	12	3:07.195	2:28.641		38.554	144	
3	1:05.863	28.545		37.318	147	13	1:05.236	28.344		36.892	148	
4	1:06.291	28.458		37.833	144	14	1:05.350	28.071		37.279	144	
5	1:06.556	29.328		37.228	146	15	1:05.615	28.409		37.206	145	
6	1:05.606	28.299		37.307	147	16	1:11.724	28.572				
7	1:17.406	28.733				17	4:17.469	3:38.582		38.887	149	
8	2:31.180	1:49.730		41.450	147	18	1:05.253	28.228		37.025	147	
9	1:05.297	28.206		37.091	146	19	1:06.216	28.177		38.039	146	
10	1:05.298	28.244		37.054	147	20	1:15.355	28.309				

515 Gergely NAMÉNYI (HUN) Suzuki Swift Sport 1.6 Magyar OB 1.6												theoretical besttime: 1:05.524
Lap	Time	S1	V1	S2	V2	Lap	Time	S1	V1	S2	V2	
1	1:25.815			41.151	141	14	1:06.086	28.751		37.335	147	
2	1:08.511	30.221		38.290	145	15	1:08.008	29.416		38.592	142	
3	1:09.152	31.090		38.062	146	16	1:06.807	28.882		37.925	145	
4	1:06.969	29.199		37.770	146	17	1:06.901	28.747		38.154	144	
5	1:06.313	28.798		37.515	145	18	1:07.174	29.247		37.927	145	
6	1:09.938	32.282		37.656	147	19	1:07.878	28.822		39.056	146	
7	1:06.028	28.587		37.441	145	20	1:06.120	28.479		37.641	143	
8	1:06.097	28.859		37.238	148	21	1:06.340	29.001		37.339	146	
9	1:07.140	28.845		38.295	146	22	1:06.041	28.611		37.430	146	
10	1:07.890	29.958		37.932	147	23	1:05.550	28.286		37.264	147	
11	1:06.859	28.784		38.075	146	24	1:05.719	28.420		37.299	148	
12	1:18.141	30.166				25	1:06.189	28.801		37.388	147	
13	3:07.085	2:29.275		37.810	145							

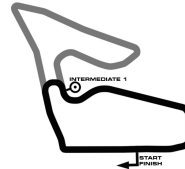
518 Lajos SZOMSZÉD () Suzuki Swift Sport 1.3 Magyar OB 1.3												theoretical besttime: 1:10.672
Lap	Time	S1	V1	S2	V2	Lap	Time	S1	V1	S2	V2	
1	1:42.010			47.108	128	13	1:11.199	30.930		40.269	135	
2	1:18.164	33.711		44.453	132	14	1:11.617	30.818		40.799	130	
3	1:15.902	33.331		42.571	135	15	1:12.281	30.846		41.435	135	
4	1:11.723	30.735		40.988	135	16	1:11.316	31.080		40.236	135	
5	1:10.924	30.438		40.486	132	17	1:11.220	30.763		40.457	135	
6	1:11.528	30.958		40.570	133	18	1:11.216	30.603		40.613	136	
7	1:14.615	31.984		42.631	135	19	1:11.541	30.812		40.729	130	
8	1:11.200	30.684		40.516	135	20	1:11.372	31.138		40.234	134	
9	1:10.995	30.650		40.345	135	21	1:19.291	33.032		46.259	132	
10	1:21.033	30.661				22	1:11.420	31.132		40.288	135	
11	3:09.896	2:20.239		49.657	118	23	1:11.556	31.115		40.441	136	
12	1:17.798	33.307		44.491	133							

FIA EUROPEAN TRUCK RACE TROPHY

Red Bull Ring, length 2338 m

12.-14. MAY 2017

Suzuki Cup Austria - Europe



-Reg.No.: UK U1/ZU17

Lap Analysis Qualifying, 14.05.2017

531 Balázs KÖRMÖCZI (HUN) Suzuki Swift Sport 1.6 Magyar OB 1.6 theoretical besttime: 1:05.178

Lap	Time	S1	V1	S2	V2	Lap	Time	S1	V1	S2	V2
1	1:50.761			45.403	131	12	1:05.588	28.499		37.089	147
2	1:09.749	31.669		38.080	145	13	1:08.511	31.121		37.390	145
3	1:13.555	34.217		39.338	144	14	1:05.443	28.540		36.903	148
4	1:09.108	30.092		39.016	147	15	1:05.299	28.377		36.922	148
5	1:05.750	28.566		37.184	149	16	1:05.330	28.425		36.905	148
6	1:06.796	29.400		37.396	148	17	1:05.998	28.433		37.565	149
7	1:05.404	28.462		36.942	148	18	1:05.319	28.275		37.044	147
8	1:05.902	28.746		37.156	146	19	1:06.196	29.039		37.157	147
9	1:17.727	28.731				20	1:05.408	28.473		36.935	147
10	4:37.874	4:00.352		37.522	147	21	1:05.254	28.287		36.967	148
11	1:05.693	28.698		36.995	147	22	1:05.360	28.440		36.920	148

532 Gergo KÖRMÖCZI (HUN) Suzuki Swift Sport 1.6 Magyar OB 1.6 theoretical besttime: 1:05.288

Lap	Time	S1	V1	S2	V2	Lap	Time	S1	V1	S2	V2
1	1:33.178			40.757	143	14	1:06.504	28.687		37.817	146
2	1:07.338	29.673		37.665	146	15	1:06.380	28.874		37.506	145
3	1:06.151	28.928		37.223	147	16	1:06.005	28.584		37.421	146
4	1:05.914	28.535		37.379	147	17	1:05.956	28.786		37.170	146
5	1:05.432	28.368		37.064	147	18	1:06.696	28.500		38.196	143
6	1:06.111	28.798		37.313	148	19	1:06.248	28.876		37.372	147
7	1:05.541	28.322		37.219	148	20	1:05.580	28.224		37.356	146
8	1:06.676	28.812		37.864	143	21	1:06.451	29.134		37.317	146
9	1:06.704	28.484		38.220	144	22	1:29.658	29.330			
10	1:07.500	30.033		37.467	143	23	3:00.765	2:23.496		37.269	147
11	1:06.090	28.832		37.258	146	24	1:05.768	28.402		37.366	146
12	1:05.998	28.607		37.391	146	25	1:06.755	29.381		37.374	147
13	1:05.937	28.686		37.251	146						

546 Ádám LENGYEL (HUN) Suzuki Swift Sport 1.3 Magyar OB 1.3 theoretical besttime: 1:09.408

Lap	Time	S1	V1	S2	V2	Lap	Time	S1	V1	S2	V2
1	2:03.296			45.468	135	10	1:11.077	30.075		41.002	134
2	1:11.017	30.965		40.052	134	11	1:26.789	35.780			
3	1:13.933	33.320		40.613	135	12	4:54.356	4:09.132		45.224	136
4	1:10.534	30.674		39.860	135	13	1:09.753	30.420		39.333	137
5	1:09.915	30.550		39.365	137	14	1:10.218	30.306		39.912	137
6	1:22.495	32.083				15	1:19.386	34.097		45.289	136
7	3:36.697	2:56.759		39.938	136	16	1:09.856	30.303		39.553	136
8	1:09.771	30.295		39.476	137	17	1:29.620	36.345			
9	1:09.786	30.186		39.600	136						

548 Bendegúz MOLNÁR () Suzuki Swift Sport 1.6 Magyar OB 1.6 theoretical besttime: 1:04.891

Lap	Time	S1	V1	S2	V2	Lap	Time	S1	V1	S2	V2
1	1:16.281			38.782	144	11	9:13.171	8:26.385		46.786	146
2	1:06.197	28.921		37.276	147	12	1:04.999	28.094		36.905	148
3	1:05.548	28.471		37.077	146	13	1:06.895	29.056		37.839	147
4	1:05.751	28.771		36.980	146	14	1:05.091	28.075		37.016	144
5	1:05.441	28.284		37.157	149	15	1:05.459	28.189		37.270	139
6	1:05.313	28.459		36.854	152	16	1:12.490	32.475		40.015	146
7	1:08.528	28.141		40.387	145	17	1:05.146	28.215		36.931	146
8	1:05.698	28.596		37.102	146	18	1:05.070	28.254		36.816	147
9	1:05.003	28.132		36.871	147	19	1:07.626	29.567		38.059	147
10	1:13.428	28.867				20	1:05.010	28.130		36.880	148

FIA EUROPEAN TRUCK RACE TROPHY

Red Bull Ring, length 2338 m

12.-14. MAY 2017

Suzuki Cup Austria - Europe



-Reg.No.: CR 01/2017

Lap Analysis Qualifying, 14.05.2017

555 Patrik TELEK (HUN) Suzuki Swift Sport 1.3 Magyar OB 1.3 theoretical besttime: 1:11.064

Lap	Time	S1	V1	S2	V2	Lap	Time	S1	V1	S2	V2
1	1:44.565			44.101	132	9	1:12.726	31.585		41.141	133
2	1:14.246	32.295		41.951	133	10	1:11.858	31.296		40.562	133
3	1:12.840	32.069		40.771	133	11	1:12.923	31.745		41.178	131
4	1:12.958	31.561		41.397	135	12	1:13.717	33.146		40.571	135
5	1:11.869	31.101		40.768	129	13	1:11.341	30.750		40.591	133
6	5:12.739	4:30.523		42.216	133	14	1:13.679	30.940		42.739	120
7	1:13.613	31.983		41.630	134	15	1:13.107	32.762		40.345	135
8	1:12.188	31.057		41.131	133	16	1:11.064	30.741		40.323	135

569 Arpad FODOR (HUN) Suzuki Swift Sport 1.3 Magyar OB 1.3 theoretical besttime: 1:09.459

Lap	Time	S1	V1	S2	V2	Lap	Time	S1	V1	S2	V2
1	2:12.494			43.361	133	10	1:10.921	31.104		39.817	135
2	1:11.425	31.011		40.414	134	11	1:09.869	30.204		39.665	137
3	1:12.170	31.265		40.905	136	12	1:11.815	30.292		41.523	129
4	1:11.539	30.920		40.619	135	13	1:11.861	30.506		41.355	137
5	1:10.164	30.235		39.929	135	14	1:09.966	29.925		40.041	136
6	1:10.243	30.106		40.137	137	15	1:09.518	29.984		39.534	136
7	1:09.571	29.980			137	16	1:10.243	30.157		40.086	135
8	1:18.026	30.478				17	1:10.064	30.249		39.815	136
9	9:15.958	8:36.122		39.836	135						

571 Gergo BORSI () Suzuki Swift Sport 1.6 Magyar OB 1.6 theoretical besttime: 1:06.615

Lap	Time	S1	V1	S2	V2	Lap	Time	S1	V1	S2	V2
1	1:37.810			42.530	141	8	1:07.311	29.512		37.799	143
2	1:08.788	30.429		38.359	143	9	1:20.402	30.778			
3	1:07.864	29.574		38.290	143	10	10:14.093	9:36.019		38.074	144
4	1:07.628	29.663		37.965	143	11	1:07.228	28.816		38.412	144
5	1:07.374	29.055		38.319	140	12	1:07.264	28.909		38.355	143
6	1:07.355	29.456		37.899	144	13	1:07.115	29.070		38.045	143
7	1:07.537	28.928		38.609	144	14	1:25.948	30.598			

588 Gábor FORRAI (HUN) Suzuki Swift Sport 1.6 Magyar OB 1.6 theoretical besttime: 1:05.487

Lap	Time	S1	V1	S2	V2	Lap	Time	S1	V1	S2	V2
1	1:23.915			43.344	142	13	1:18.746	28.781			
2	1:07.673	29.498		38.175	144	14	4:41.150	4:03.337		37.813	145
3	1:06.792	29.056		37.736	144	15	1:06.486	28.295		38.191	147
4	1:06.582	28.927		37.655	145	16	1:05.756	28.275		37.481	145
5	1:06.497	28.762		37.735	145	17	1:06.071	28.395		37.676	146
6	1:08.844	30.983		37.861	144	18	1:05.513	28.301		37.212	145
7	1:06.744	28.673		38.071	143	19	1:05.704	28.278		37.426	146
8	1:06.087	28.488		37.599	145	20	1:06.256	28.351		37.905	146
9	1:10.218	28.505		41.713	128	21	1:12.397	30.602		41.795	146
10	1:07.557	30.255		37.302	147	22	1:05.869	28.410		37.459	147
11	1:06.117	28.792		37.325	147	23	1:06.695	28.510		38.185	146
12	1:05.958	28.636		37.322	146	24	1:05.652	28.337		37.315	147