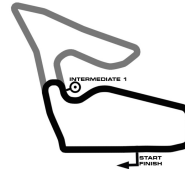


# FIA EUROPEAN TRUCK RACE TROPHY

Red Bull Ring, length 2338 m

12.-14. MAY 2017

Suzuki Cup Austria - Europe



-Reg.No.: CR U1/ZU17

## Lap Analysis Race 1, 14.05.2017

### 3 Fabian OHRFANDL () Suzuki Swift Sport 1.6 Suzuki Cup Austria theoretical besttime: 1:05.635

Lap	Time	S1	V1	S2	V2	Lap	Time	S1	V1	S2	V2
1	1:17.976	39.011		38.965	145	13	1:07.889	29.419		38.470	147
2	1:06.842	29.542		37.300	148	14	<b>1:05.780</b>	<b>28.441</b>		37.339	148
3	1:06.086	28.666		37.420	148	15	1:07.349	28.741		38.608	145
4	1:08.523	29.530		38.993	147	16	1:07.126	29.852		37.274	148
5	1:06.373	28.592		37.781	148	17	1:06.350	28.495		37.855	147
6	1:06.775	29.119		37.656	147	18	1:08.038	29.480		38.558	138
7	1:06.291	28.692		37.599	147	19	1:08.950	31.111		37.839	148
8	1:06.037	28.660		37.377	148	20	1:06.981	29.404		37.577	147
9	1:06.108	28.665		37.443	148	21	1:06.429	28.580		37.849	148
10	1:07.121	29.537		37.584	<b>149</b>	22	1:06.998	29.274		37.724	147
11	1:06.228	28.735		37.493	148	23	1:06.172	28.779		37.393	147
12	1:06.057	28.506		37.551	148	24	1:05.896	28.702		<b>37.194</b>	147

### 5 Peter GROSS () Suzuki Swift Sport 1.6 Suzuki Cup Austria theoretical besttime: 1:05.455

Lap	Time	S1	V1	S2	V2	Lap	Time	S1	V1	S2	V2
1	1:14.224	36.518		37.706	147	11	1:05.647	28.387		37.260	148
2	1:06.693	28.916		37.777	148	12	<b>1:05.565</b>	28.307		37.258	148
3	1:05.725	<b>28.252</b>		37.473	148	13	1:06.884	29.015		37.869	147
4	1:16.094	28.591		47.503	139	14	1:05.645	28.255		37.390	<b>149</b>
5	1:06.714	29.119		37.595	145	15	1:07.390	28.754		38.636	146
6	1:06.606	28.952		37.654	145	16	1:07.062	28.954		38.108	147
7	1:06.284	28.990		37.294	147	17	1:06.403	28.427		37.976	147
8	1:05.756	28.553		<b>37.203</b>	148	18	1:08.620	29.209		39.411	140
9	1:05.875	28.504		37.371	146	19	1:08.610	30.628		37.982	145
10	1:05.989	28.529		37.460	146						

### 7 Anton BAUER () Suzuki Swift Sport 1.6 Suzuki Cup Austria theoretical besttime: 1:05.731

Lap	Time	S1	V1	S2	V2	Lap	Time	S1	V1	S2	V2
1	1:16.541	38.342		38.199	145	13	1:07.832	28.906		38.926	145
2	1:06.621	28.964		37.657	<b>148</b>	14	1:05.884	28.376		37.508	146
3	1:06.911	29.161		37.750	146	15	1:07.835	28.577		39.258	140
4	1:09.736	31.118		38.618	147	16	1:06.681	29.157		37.524	145
5	1:06.543	28.662		37.881	146	17	1:06.238	28.429		37.809	145
6	1:06.846	28.689		38.157	145	18	1:07.682	29.248		38.434	139
7	1:07.004	28.804		38.200	143	19	1:08.418	30.366		38.052	145
8	1:06.623	28.706		37.917	144	20	1:06.210	28.423		37.787	145
9	<b>1:05.731</b>	<b>28.332</b>		<b>37.399</b>	146	21	1:06.783	28.612		38.171	147
10	1:05.861	28.400		37.461	147	22	1:06.862	28.918		37.944	143
11	1:06.325	28.627		37.698	146	23	1:06.200				145
12	1:06.076	28.444		37.632	146	24	1:06.645	28.873		37.772	145

### 8 Klaus LEMMERHOFER () Suzuki Swift Sport 1.6 Suzuki Cup Austr theoretical besttime: 1:08.066

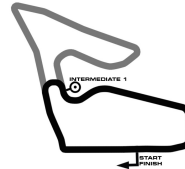
Lap	Time	S1	V1	S2	V2	Lap	Time	S1	V1	S2	V2
1	1:21.173	41.015		40.158	133	13	1:09.621	30.252		39.369	140
2	1:10.590	31.030		39.560	142	14	1:08.954	29.491		39.463	141
3	1:09.086	29.942		39.144	141	15	1:08.780	29.670		39.110	142
4	1:08.848	29.370		39.478	142	16	1:09.978	30.571		39.407	142
5	1:08.718	29.320		39.398	141	17	<b>1:08.066</b>	<b>29.239</b>		<b>38.827</b>	<b>144</b>
6	1:08.701	29.596		39.105	140	18	1:09.250	29.918		39.332	142
7	1:08.591	29.456		39.135	141	19	1:08.813	29.514		39.299	142
8	1:08.774	29.555		39.219	141	20	1:08.942	29.363		39.579	140
9	1:08.812	29.571		39.241	142	21	1:08.995	29.250		39.745	139
10	1:08.987	29.628		39.359	140	22	1:11.051	31.866		39.185	141
11	1:08.780	29.504		39.276	141	23	1:10.947	31.587		39.360	142
12	1:08.971	29.549		39.422	134						

# FIA EUROPEAN TRUCK RACE TROPHY

Red Bull Ring, length 2338 m

12.-14. MAY 2017

Suzuki Cup Austria - Europe



-Reg.No.: UK U1/2017

## Lap Analysis Race 1, 14.05.2017

**9 Johannes MADERTHNER () Suzuki Swift Sport 1.6 Suzuki Cup A theoretical besttime: 1:08.602**

Lap	Time	S1	V1	S2	V2	Lap	Time	S1	V1	S2	V2
1	1:26.261	43.485		42.776	142	13	1:09.444	30.016		39.428	142
2	1:11.219	30.629		40.590	141	14	1:10.011	30.513		39.498	142
3	1:10.329	30.081		40.248	<b>142</b>	15	1:10.576	30.285		40.291	140
4	1:10.528	30.002		40.526	142	16	1:13.745	32.688		41.057	141
5	1:09.440	29.803		39.637	141	17	1:10.320	31.012		39.308	142
6	1:09.022	29.519		39.503	141	18	<b>1:08.735</b>	29.454		<b>39.281</b>	142
7	1:09.064	29.653		39.411	141	19	1:08.917	29.520		39.397	141
8	1:09.256	29.708		39.548	142	20	1:12.322	30.316		42.006	142
9	1:09.317	29.835		39.482	142	21	1:10.181	30.096		40.085	142
10	1:09.067	29.521		39.546	141	22	1:08.799	29.425		39.374	142
11	1:08.927	29.610		39.317	142	23	1:09.399	<b>29.321</b>		40.078	139
12	1:10.552	29.776		40.776	142						

**10 Christoph ZELLHOFER () Suzuki Swift Sport 1.6 Suzuki Cup Austr theoretical besttime: 1:05.914**

Lap	Time	S1	V1	S2	V2	Lap	Time	S1	V1	S2	V2
1	1:15.711	37.747		37.964	147	13	1:06.835	29.254		37.581	146
2	1:06.845	29.283		37.562	<b>148</b>	14	1:06.386	28.624		37.762	147
3	1:06.625	29.161		37.464	147	15	1:07.366	28.778		38.588	144
4	1:08.549	28.632		39.917	147	16	1:06.854	28.920		37.934	146
5	1:06.164	28.781		<b>37.383</b>	147	17	1:06.497	28.694		37.803	145
6	1:06.177	28.556		37.621	147	18	1:08.791	30.479		38.312	143
7	1:06.942	<b>28.531</b>		38.411	147	19	1:07.870	30.054		37.816	146
8	1:06.800	28.878		37.922	146	20	1:06.392	28.600		37.792	146
9	1:07.023	28.671		38.352	145	21	1:06.811	28.715		38.096	146
10	1:07.084	29.240		37.844	148	22	1:06.792	28.608		38.184	145
11	<b>1:06.093</b>	28.532		37.561	147	23	1:06.350	28.745		37.605	146
12	1:06.265	28.650		37.615	147	24	1:06.534	28.708		37.826	146

**11 Erich WEGHOFER () Suzuki Swift Sport 1.6 Suzuki Cup Austria theoretical besttime: 1:06.269**

Lap	Time	S1	V1	S2	V2	Lap	Time	S1	V1	S2	V2
1	1:19.446	40.001		39.445	140	13	1:06.809	28.837		37.972	143
2	1:08.319	30.371		37.948	144	14	1:07.870	29.660		38.210	141
3	1:07.154	29.056		38.098	143	15	<b>1:06.451</b>	28.722		37.729	143
4	1:08.319	28.960		39.359	140	16	1:06.843	28.689		38.154	144
5	1:07.458	29.440		38.018	142	17	1:07.871	28.869		39.002	142
6	1:06.769	28.920		37.849	144	18	1:06.970	29.261		37.709	145
7	1:06.523	28.806		37.717	<b>145</b>	19	1:07.878	<b>28.616</b>		39.262	139
8	1:06.995	29.088		37.907	144	20	1:07.820	29.419		38.401	142
9	1:06.562	28.909		<b>37.653</b>	145	21	1:06.803	28.731		38.072	142
10	1:06.662	28.933		37.729	144	22	1:07.131	28.945		38.186	144
11	1:06.730	28.641		38.089	143	23	1:06.759	28.886		37.873	144
12	1:06.804	28.817		37.987	141	24	1:07.447	28.816		38.631	143

**14 Dominik HASELSTEINER () Suzuki Swift Sport 1.6 Suzuki Cup Aus theoretical besttime: 1:05.919**

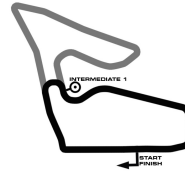
Lap	Time	S1	V1	S2	V2	Lap	Time	S1	V1	S2	V2
1	1:21.554	42.150		39.404	143	13	1:06.155	28.482		37.673	145
2	1:08.235	29.893		38.342	143	14	1:06.712	28.784		37.928	143
3	1:07.425	29.326		38.099	144	15	1:06.473	28.706		37.767	145
4	1:07.573	28.877		38.696	143	16	1:07.557	28.618		38.939	142
5	1:07.981	29.072		38.909	145	17	1:07.026	28.778		38.248	144
6	1:07.502	29.059		38.443	145	18	1:06.705	28.899		37.806	145
7	1:06.484	28.721		37.763	144	19	1:06.299	28.538		37.761	146
8	1:06.557	28.780		37.777	144	20	1:07.026	28.706		38.320	144
9	1:06.319	28.635		37.684	145	21	1:06.984	28.803		38.181	144
10	1:06.778	29.002		37.776	145	22	1:06.508	28.616		37.892	144
11	1:06.120	28.509		37.611	146	23	1:06.616	28.996		37.620	145
12	<b>1:05.973</b>	<b>28.457</b>		37.516	146	24	1:06.174	28.712		<b>37.462</b>	<b>147</b>

# FIA EUROPEAN TRUCK RACE TROPHY

Red Bull Ring, length 2338 m

12.-14. MAY 2017

Suzuki Cup Austria - Europe



-Reg.No.: CR U1/2017

## Lap Analysis Race 1, 14.05.2017

### 15 Thomas BERGER () Suzuki Swift Sport 1.6 Suzuki Cup Austria theoretical besttime: 1:05.559

Lap	Time	S1	V1	S2	V2	Lap	Time	S1	V1	S2	V2
1	1:11.824	34.132		37.692	147	13	1:06.223	<b>28.384</b>		37.839	146
2	1:06.256	28.654		37.602	147	14	1:06.070	28.617		37.453	147
3	1:05.794	28.439		37.355	148	15	1:06.111	28.483		37.628	146
4	1:06.468	28.688		37.780	147	16	1:06.127	28.404		37.723	144
5	1:06.408	29.210		37.198	147	17	1:06.209	28.700		37.509	145
6	1:05.856	28.465		37.391	<b>149</b>	18	1:06.125	28.551		37.574	146
7	1:05.851	28.516		37.335	148	19	1:05.993	28.590		37.403	146
8	<b>1:05.736</b>	28.561		<b>37.175</b>	149	20	1:06.099	28.657		37.442	146
9	1:06.019	28.559		37.460	149	21	1:06.299	28.857		37.442	147
10	1:06.147	28.520		37.627	148	22	1:06.113	28.514		37.599	146
11	1:06.146	28.788		37.358	148	23	1:06.426	28.682		37.744	145
12	1:05.874	28.521		37.353	147	24	1:06.544	28.702		37.842	144

### 17 Günther WIESMEIER () Suzuki Swift Sport 1.6 Suzuki Cup Austria theoretical besttime: 1:05.320

Lap	Time	S1	V1	S2	V2	Lap	Time	S1	V1	S2	V2
1	1:11.565	33.581		37.984	147	13	1:07.341	28.460		38.881	144
2	1:05.865	28.466		37.399	147	14	1:06.612	29.104		37.508	147
3	1:06.117	28.415		37.702	146	15	1:05.879	28.429		37.450	147
4	1:05.971	28.485		37.486	146	16	<b>1:05.321</b>	<b>28.193</b>		37.128	147
5	1:06.025	28.381		37.644	146	17	1:06.947	28.542		38.405	144
6	1:06.812	28.601		38.211	147	18	1:07.932	30.393		37.539	<b>149</b>
7	1:05.747	28.433		37.314	147	19	1:05.854	28.389		37.465	148
8	1:05.873	28.448		37.425	145	20	1:05.671	28.435		37.236	148
9	1:05.914	28.427		37.487	146	21	1:05.920	28.793		<b>37.127</b>	148
10	1:06.308	28.575		37.733	146	22	1:05.763	28.287		37.476	148
11	1:06.144	28.595		37.549	147	23	1:06.240	28.800		37.440	148
12	1:07.452	29.869		37.583	148	24	1:06.004	28.546		37.458	147

### 26 Max WIMMER () Suzuki Swift Sport 1.6 Suzuki Cup Austria theoretical besttime: 1:05.383

Lap	Time	S1	V1	S2	V2	Lap	Time	S1	V1	S2	V2
1	1:13.532	35.606		37.926	147	13	1:07.272	28.521		38.751	142
2	1:06.461	28.991		37.470	146	14	1:07.854	30.553		37.301	147
3	1:05.653	28.393		37.260	147	15	1:05.753	28.310		37.443	145
4	1:06.704	29.027		37.677	146	16	1:05.753	28.469		37.284	146
5	1:06.114	28.489		37.625	145	17	1:05.959	28.340		37.619	146
6	1:06.044	28.477		37.567	145	18	1:06.967	29.414		37.553	147
7	1:06.102	28.539		37.563	146	19	<b>1:05.458</b>	<b>28.179</b>		37.279	148
8	1:05.798	28.344		37.454	146	20	1:05.754	28.404		37.350	148
9	1:05.852	28.408		37.444	146	21	1:05.875	28.476		37.399	148
10	1:05.742	28.362		37.380	146	22	1:05.910	28.491		37.419	148
11	1:05.555	28.351		<b>37.204</b>	147	23	1:06.051	28.694		37.357	146
12	1:06.528	28.867		37.661	<b>148</b>	24	1:05.924	28.580		37.344	146

### 30 Oliver MÜLLER () Suzuki Swift Sport 1.6 Suzuki Cup Austria theoretical besttime: 1:05.405

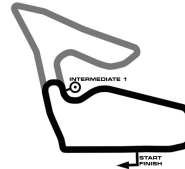
Lap	Time	S1	V1	S2	V2	Lap	Time	S1	V1	S2	V2
1	1:14.857	36.985		37.872	145	13	1:05.858	<b>28.185</b>		37.673	146
2	1:06.677	28.843		37.834	146	14	1:07.153	29.499		37.654	146
3	1:06.110	28.348		37.762	144	15	1:05.941	28.425		37.516	145
4	1:09.369	29.014		40.355	145	16	<b>1:05.624</b>	28.404		<b>37.220</b>	146
5	1:05.878	28.447		37.431	146	17	1:06.018	28.326		37.692	145
6	1:05.685	28.218		37.467	145	18	1:07.684	29.798		37.886	145
7	1:05.811	28.431		37.380	145	19	1:05.946	28.459		37.487	<b>147</b>
8	1:05.805	28.237		37.568	145	20	1:06.098	28.535		37.563	147
9	1:06.072	28.464		37.608	146	21	1:06.589	29.153		37.436	147
10	1:05.947	28.630		37.317	146	22	1:05.847	28.459		37.388	147
11	1:06.314	28.692		37.622	144	23	1:06.096	28.536		37.560	147
12	1:05.975	28.550		37.425	146	24	1:16.839	29.291		47.548	147

# FIA EUROPEAN TRUCK RACE TROPHY

Red Bull Ring, length 2338 m

12.-14. MAY 2017

Suzuki Cup Austria - Europe



-Reg.No.: UK U1/ZU17

## Lap Analysis Race 1, 14.05.2017

### 47 Marcel KRAILLER () Suzuki Swift Sport 1.6 Suzuki Cup Austria theoretical besttime: 1:05.478

Lap	Time	S1	V1	S2	V2	Lap	Time	S1	V1	S2	V2
1	1:15.314	37.286		38.028	147	13	1:05.830	<b>28.272</b>		37.558	146
2	1:07.030	28.751		38.279	145	14	1:07.179	29.471		37.708	145
3	1:06.135	28.736		37.399	146	15	1:05.958	28.592		37.366	145
4	1:08.902	28.689		40.213	146	16	1:05.710	28.451		37.259	146
5	1:05.936	28.596		37.340	146	17	1:05.813	28.301		37.512	145
6	1:05.713	28.315		37.398	146	18	1:07.133	29.206		37.927	144
7	1:05.807	28.339		37.468	145	19	1:06.043	28.544		37.499	145
8	<b>1:05.623</b>	28.417		<b>37.206</b>	<b>147</b>	20	1:06.128	28.550		37.578	144
9	1:06.004	28.643		37.361	145	21	1:06.367	28.844		37.523	145
10	1:06.139	28.649		37.490	146	22	1:06.017	28.571		37.446	145
11	1:06.193	28.526		37.667	145	23	1:06.199	28.506		37.693	146
12	1:05.945	28.619		37.326	146	24	1:06.872	29.257		37.615	145

### 50 Martin ZELLHOFER () Suzuki Swift Sport 1.6 Suzuki Cup Austria theoretical besttime: 1:06.385

Lap	Time	S1	V1	S2	V2	Lap	Time	S1	V1	S2	V2
1	1:15.939	38.030		37.909	147	13	1:06.911	28.911		38.000	145
2	1:06.968	29.271		37.697	<b>147</b>	14	1:07.108	28.877		38.231	145
3	<b>1:06.660</b>	29.007		<b>37.653</b>	146	15	1:06.917	28.747		38.170	144
4	1:08.598	28.820		39.778	145	16	1:07.893	29.238		38.655	143
5	1:07.129	28.840		38.289	146	17	1:07.455	29.231		38.224	143
6	1:07.618	29.408		38.210	145	18	1:07.533	29.498		38.035	144
7	1:06.699	<b>28.732</b>		37.967	144	19	1:08.697	29.266		39.431	137
8	1:07.554	29.041		38.513	145	20	1:08.456	29.990		38.466	143
9	1:07.143	28.858		38.285	145	21	1:07.711	29.138		38.573	143
10	1:06.872	28.774		38.098	144	22	1:08.008	29.248		38.760	142
11	1:07.538	28.855		38.683	145	23	1:08.263	29.507		38.756	142
12	1:07.172	29.138		38.034	145	24	1:10.710	29.688		41.022	141

### 175 Lukas PUCHINGER () Suzuki Swift Sport 1.6 Suzuki Cup Austria theoretical besttime: 1:05.952

Lap	Time	S1	V1	S2	V2	Lap	Time	S1	V1	S2	V2
1	1:19.191	39.469		39.722	140	13	1:06.658	28.719		37.939	146
2	1:07.578	29.731		37.847	146	14	1:06.638	28.677		37.961	146
3	1:06.546	28.828		37.718	<b>147</b>	15	1:07.079	29.026		38.053	146
4	1:09.638	29.099		40.539	140	16	1:06.652	28.730		37.922	146
5	1:06.988	29.269		37.719	146	17	1:07.029	29.149		37.880	145
6	1:06.996	28.829		38.167	144	18	1:06.622	28.715		37.907	145
7	1:06.569	28.887		37.682	146	19	1:06.998	29.108		37.890	147
8	<b>1:06.078</b>	28.557		<b>37.521</b>	146	20	1:06.803	29.111		37.692	146
9	1:06.303	28.606		37.697	146	21	1:07.630	28.625		39.005	142
10	1:06.169	28.574		37.595	147	22	1:07.159	29.170		37.989	146
11	1:06.401	<b>28.431</b>		37.970	146	23	1:06.746	29.082		37.664	145
12	1:06.870	28.867		38.003	145	24	1:06.926	28.735		38.191	145

### 502 Máté BENYÓ () Suzuki Swift Sport 1.6 Magyar OB 1.6 theoretical besttime: 1:05.416

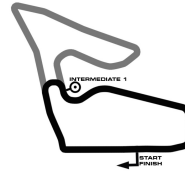
Lap	Time	S1	V1	S2	V2	Lap	Time	S1	V1	S2	V2
1	1:12.551	34.821		37.730	145	13	1:06.445	<b>28.350</b>		38.095	144
2	1:06.137	28.547		37.590	<b>146</b>	14	1:06.155	28.570		37.585	144
3	1:06.388	28.718		37.670	144	15	1:06.128	28.551		37.577	144
4	1:06.192	29.126		<b>37.066</b>	146	16	1:05.974	28.502		37.472	144
5	1:05.785	28.546		37.239	146	17	1:06.502	28.773		37.729	144
6	1:05.914	28.393		37.521	145	18	1:05.959	28.413		37.546	144
7	<b>1:05.732</b>	28.439		37.293	145	19	1:05.947	28.441		37.506	144
8	1:05.851	28.419		37.432	146	20	1:06.040	28.462		37.578	144
9	1:05.870	28.504		37.366	146	21	1:06.190	28.666		37.524	143
10	1:06.169	28.544		37.625	144	22	1:06.737	28.556		38.181	141
11	1:06.288	28.774		37.514	145	23	1:06.314	28.756		37.558	144
12	1:06.044	28.559		37.485	145	24	1:06.437	28.537		37.900	144

# FIA EUROPEAN TRUCK RACE TROPHY

Red Bull Ring, length 2338 m

12.-14. MAY 2017

Suzuki Cup Austria - Europe



-Reg.No.: UK U1/2017

## Lap Analysis Race 1, 14.05.2017

**503 László ÁCS () Suzuki Swift Sport 1.6 Magyar OB 1.6** theoretical besttime: 1:07.074

Lap	Time	S1	V1	S2	V2	Lap	Time	S1	V1	S2	V2
1	1:21.152	41.549		39.603	144	13	1:09.796	30.240		39.556	137
2	1:08.533	30.051		38.482	141	14	1:11.150	32.910		38.240	142
3	1:08.830	30.634		38.196	<b>144</b>	15	1:07.936	29.731		38.205	143
4	1:09.039	30.008		39.031	144	16	1:08.088	29.471		38.617	142
5	1:07.865	29.660		38.205	142	17	1:08.973	29.546		39.427	140
6	1:07.592	29.530		38.062	142	18	1:07.974	29.493		38.481	142
7	1:07.861	29.634		38.227	141	19	1:09.162	31.265		<b>37.897</b>	142
8	1:07.816	29.717		38.099	142	20	1:07.824	<b>29.177</b>		38.647	138
9	1:08.223	29.807		38.416	143	21	1:08.991	31.065		37.926	143
10	1:08.112	29.515		38.597	143	22	1:07.618	29.369		38.249	143
11	<b>1:07.510</b>	29.392		38.118	144	23	1:07.510	29.276		38.234	143
12	1:07.821	29.438		38.383	141						

**511 Krisztián FÜGE (HUN) Suzuki Swift Sport 1.6 Magyar OB 1.6** theoretical besttime: 1:05.277

Lap	Time	S1	V1	S2	V2	Lap	Time	S1	V1	S2	V2
1	1:17.056	38.619		38.437	148	13	1:06.003	28.644		37.359	147
2	1:06.504	29.062		37.442	147	14	1:06.135	28.716		37.419	145
3	1:06.866	29.582		37.284	<b>149</b>	15	1:05.664	28.462		37.202	147
4	1:08.404	29.801		38.603	148	16	1:05.948	28.731		37.217	147
5	1:06.621	28.816		37.805	147	17	1:05.814	28.643		37.171	148
6	1:06.028	28.834		37.194	147	18	1:05.905	28.676		37.229	148
7	1:05.880	28.647		37.233	148	19	1:05.769	28.910		<b>36.859</b>	149
8	1:06.707	28.842		37.865	147	20	1:05.930	28.686		37.244	148
9	1:06.660	28.817		37.843	145	21	1:05.745	28.463		37.282	147
10	1:06.951	29.110		37.841	147	22	1:06.561	29.207		37.354	147
11	1:05.821	28.480		37.341	147	23	1:05.820	28.750		37.070	147
12	<b>1:05.584</b>	<b>28.418</b>		37.166	147	24	1:06.261	29.011		37.250	148

**514 Zoltán BALOGH (HUN) Suzuki Swift Sport 1.6 Magyar OB 1.6** theoretical besttime: 1:04.994

Lap	Time	S1	V1	S2	V2	Lap	Time	S1	V1	S2	V2
1	1:10.246	32.961		37.285	145	13	1:05.538	28.206		37.332	147
2	1:05.466	28.393		37.073	146	14	1:05.283	28.180		37.103	147
3	1:05.187	28.216		<b>36.971</b>	<b>147</b>	15	1:05.517	28.192		37.325	145
4	1:05.248	28.129		37.119	146	16	1:05.416	28.236		37.180	146
5	1:05.042	28.048		36.994	147	17	1:05.613	28.233		37.380	145
6	1:05.286	28.070		37.216	146	18	1:05.292	28.262		37.030	146
7	1:05.143	28.120		37.023	146	19	1:05.300	28.252		37.048	146
8	1:05.205	28.207		36.998	147	20	1:05.434	28.320		37.114	146
9	1:05.058	28.030		37.028	147	21	1:05.645	28.172		37.473	144
10	<b>1:05.030</b>	<b>28.023</b>		37.007	147	22	1:05.599	28.373		37.226	146
11	1:05.937	28.107		37.830	145	23	1:05.832	28.306		37.526	146
12	1:05.584	28.237		37.347	146	24	1:06.481	28.701		37.780	144

**515 Gergely NAMÉNYI (HUN) Suzuki Swift Sport 1.6 Magyar OB 1.6** theoretical besttime: 1:05.385

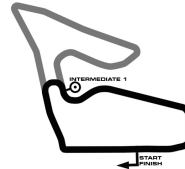
Lap	Time	S1	V1	S2	V2	Lap	Time	S1	V1	S2	V2
1	1:17.265	38.796		38.469	149	13	1:05.921	28.348		37.573	148
2	1:06.404	29.090		37.314	<b>150</b>	14	1:06.337	28.648		37.689	148
3	1:06.445	29.035		37.410	149	15	1:05.813	28.611		37.202	148
4	1:08.408	29.104		39.304	146	16	1:05.813	28.517		37.296	146
5	1:06.283	28.793		37.490	142	17	1:06.008	28.533		37.475	148
6	<b>1:05.584</b>	<b>28.206</b>		37.378	148	18	1:06.429	28.865		37.564	149
7	1:06.083	28.682		37.401	147	19	1:06.512	29.165		37.347	147
8	1:06.344	28.208		38.136	148	20	1:05.754	28.438		37.316	147
9	1:05.990	28.499		37.491	148	21	1:05.754	28.556		37.198	149
10	1:06.250	28.455		37.795	143	22	1:06.380	29.028		37.352	147
11	1:06.270	28.572		37.698	145	23	1:05.632	28.453		<b>37.179</b>	149
12	1:05.903	28.643		37.260	148	24	1:06.771	29.477		37.294	147

# FIA EUROPEAN TRUCK RACE TROPHY

Red Bull Ring, length 2338 m

12.-14. MAY 2017

Suzuki Cup Austria - Europe



-Reg.No.: UK U1/2017

## Lap Analysis Race 1, 14.05.2017

**518 Lajos SZOMSZÉD () Suzuki Swift Sport 1.3 Magyar OB 1.3** theoretical besttime: 1:09.931

Lap	Time	S1	V1	S2	V2	Lap	Time	S1	V1	S2	V2
1	1:25.470	44.401		41.069	134	12	1:11.846	30.453		41.393	135
2	1:10.760	30.663		40.097	135	13	1:12.730	31.956		40.774	136
3	1:10.418	30.421		39.997	136	14	1:11.269	30.635		40.634	132
4	1:10.666	30.489		40.177	136	15	1:11.134	31.378		<b>39.756</b>	137
5	1:11.316	31.186		40.130	<b>137</b>	16	1:12.010	30.902		41.108	135
6	1:11.735	30.667		41.068	128	17	<b>1:10.226</b>	30.354		39.872	137
7	1:10.413	30.507		39.906	135	18	1:10.372	30.279		40.093	136
8	1:10.635	30.348		40.287	136	19	1:10.810	30.445		40.365	136
9	1:11.417	31.330		40.087	135	20	1:12.186	32.046		40.140	136
10	1:11.714	<b>30.175</b>		41.539	134	21	1:11.429	30.366		41.063	134
11	1:10.693	30.485		40.208	137	22	1:11.498	30.443		41.055	131

**531 Balázs KÖRMÖCZI (HUN) Suzuki Swift Sport 1.6 Magyar OB 1.6** theoretical besttime: 1:04.793

Lap	Time	S1	V1	S2	V2	Lap	Time	S1	V1	S2	V2
1	1:12.369	34.412		37.957	146	13	<b>1:04.966</b>	28.102		36.864	148
2	1:06.424	28.772		37.652	147	14	1:05.254	28.294		36.960	148
3	1:06.393	29.064		37.329	147	15	1:05.851	28.530		37.321	147
4	1:05.376	28.677		<b>36.699</b>	<b>149</b>	16	1:05.253	28.240		37.013	147
5	1:05.475	28.619		36.856	149	17	1:05.498	28.486		37.012	147
6	1:05.849	28.425		37.424	146	18	1:05.251	28.328		36.923	148
7	1:05.465	28.428		37.037	147	19	1:05.394	28.484		36.910	148
8	1:05.236	28.349		36.887	147	20	1:05.171	28.161		37.010	146
9	1:05.077	28.130		36.947	147	21	1:05.543	28.338		37.205	147
10	1:05.437	28.341		37.096	148	22	1:06.267	29.009		37.258	146
11	1:05.199	28.243		36.956	147	23	1:05.906	28.260		37.646	146
12	1:05.196	<b>28.094</b>		37.102	148	24	1:06.640	28.353		38.287	143

**532 Gergo KÖRMÖCZI (HUN) Suzuki Swift Sport 1.6 Magyar OB 1.6** theoretical besttime: 1:05.300

Lap	Time	S1	V1	S2	V2	Lap	Time	S1	V1	S2	V2
1	1:14.400	36.998		37.402	147	13	1:05.992	28.349		37.643	146
2	1:07.654	29.542		38.112	144	14	1:06.774	29.591		37.183	148
3	1:05.637	28.457		<b>37.180</b>	146	15	1:05.805	28.502		37.303	147
4	1:08.738	29.232		39.506	146	16	1:05.634	28.394		37.240	148
5	1:05.893	28.663		37.230	147	17	1:06.496	28.759		37.737	146
6	1:05.446	28.238		37.208	147	18	1:06.886	29.537		37.349	147
7	1:05.577	28.305		37.272	147	19	1:05.761	28.340		37.421	148
8	<b>1:05.382</b>	<b>28.120</b>		37.262	147	20	1:05.711	28.330		37.381	148
9	1:05.424	28.209		37.215	<b>148</b>	21	1:05.871	28.328		37.543	147
10	1:05.634	28.348		37.286	147	22	1:05.772	28.346		37.426	147
11	1:06.074	28.685		37.389	147	23	1:06.582	29.331		37.251	145
12	1:05.666	28.428		37.238	147	24	1:05.992	28.682		37.310	147

**546 Ádám LENGYEL (HUN) Suzuki Swift Sport 1.3 Magyar OB 1.3** theoretical besttime: 1:08.945

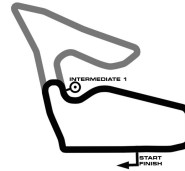
Lap	Time	S1	V1	S2	V2	Lap	Time	S1	V1	S2	V2
1	1:23.000	42.983		40.017	136	13	1:09.659	30.396		39.263	138
2	1:09.826	30.247		39.579	138	14	1:10.836	31.374		39.462	139
3	1:09.615	30.090		39.525	138	15	1:10.468	30.917		39.551	138
4	1:09.466	29.934		39.532	138	16	1:12.060	30.653		41.407	137
5	1:09.306	30.015		39.291	138	17	1:09.841	30.000		39.841	138
6	1:09.420	<b>29.900</b>		39.520	137	18	1:09.969	30.654		39.315	139
7	1:10.003	30.596		39.407	137	19	1:09.936	30.192		39.744	135
8	<b>1:09.281</b>	29.904		39.377	<b>139</b>	20	1:10.222	30.682		39.540	136
9	1:10.000	30.690		39.310	138	21	1:10.332	30.662		39.670	138
10	1:10.305	30.837		39.468	137	22	1:10.194	31.149		<b>39.045</b>	138
11	1:10.141	30.369		39.772	137	23	1:09.502	29.953		39.549	136
12	1:10.343	30.783		39.560	137						

# FIA EUROPEAN TRUCK RACE TROPHY

Red Bull Ring, length 2338 m

12.-14. MAY 2017

Suzuki Cup Austria - Europe



-Reg.No.: UK U1/U17

## Lap Analysis Race 1, 14.05.2017

**548 Bendegúz MOLNÁR () Suzuki Swift Sport 1.6 Magyar OB 1.6** theoretical besttime: 1:04.961

Lap	Time	S1	V1	S2	V2	Lap	Time	S1	V1	S2	V2
1	1:09.362	32.146		37.216	145	13	1:05.755	28.186		37.569	145
2	1:05.484	28.324		37.160	145	14	1:05.501	28.375		37.126	146
3	1:05.245	28.212		37.033	146	15	1:05.159	28.114		37.045	146
4	1:05.270	28.192		37.078	145	16	<b>1:05.003</b>	28.073		36.930	147
5	1:05.343	28.213		37.130	146	17	1:05.630	28.453		37.177	146
6	1:05.219	28.157		37.062	145	18	1:06.433	29.459		36.974	145
7	1:05.149	28.115		37.034	146	19	1:05.068	28.122		36.946	<b>148</b>
8	1:05.122	28.136		36.986	147	20	1:05.718	28.635		37.083	146
9	1:05.128	28.132		36.996	147	21	1:05.068	28.112		36.956	146
10	1:05.043	28.057		36.986	147	22	1:05.039	28.110		<b>36.929</b>	147
11	1:05.084	<b>28.032</b>		37.052	146	23	1:05.815	28.104		37.711	145
12	1:05.038	28.041		36.997	147	24	1:05.547	28.209		37.338	145

**555 Patrik TELEK (HUN) Suzuki Swift Sport 1.3 Magyar OB 1.3** theoretical besttime: 1:10.100

Lap	Time	S1	V1	S2	V2	Lap	Time	S1	V1	S2	V2
1	1:24.464	44.011		40.453	135	12	1:11.785	<b>30.233</b>		41.552	136
2	<b>1:10.533</b>	30.463		40.070	135	13	1:12.863	32.991		39.872	136
3	1:11.055	30.591		40.464	134	14	1:10.801	30.770		40.031	135
4	1:10.808	30.576		40.232	134	15	1:11.681	31.814		<b>39.867</b>	135
5	1:11.481	30.532		40.949	135	16	1:11.419	30.943		40.476	136
6	1:10.682	30.603		40.079	134	17	1:10.622	30.734		39.888	136
7	1:11.153	30.763		40.390	134	18	1:10.533	30.434		40.099	135
8	1:10.740	30.620		40.120	136	19	1:10.953	30.518		40.435	135
9	1:11.289	30.823		40.466	134	20	1:11.748	30.973		40.775	133
10	1:11.775	30.505		41.270	136	21	1:11.149	30.771		40.378	129
11	1:10.769	30.508		40.261	<b>137</b>	22	1:11.971	31.333		40.638	134

**569 Arpad FODOR (HUN) Suzuki Swift Sport 1.3 Magyar OB 1.3** theoretical besttime: 1:09.033

Lap	Time	S1	V1	S2	V2	Lap	Time	S1	V1	S2	V2
1	1:22.192	41.776		40.416	136	13	1:09.602	30.326		39.276	<b>139</b>
2	1:09.776	30.335		39.441	138	14	1:10.273	30.698		39.575	137
3	1:09.769	30.214		39.555	137	15	1:10.475	31.021		39.454	135
4	<b>1:09.352</b>	29.859		39.493	138	16	1:10.526	30.559		39.967	137
5	1:09.506	30.037		39.469	136	17	1:10.965	31.314		39.651	138
6	1:09.784	30.125		39.659	135	18	1:10.324	30.974		39.350	137
7	1:09.724	30.335		39.389	136	19	1:10.176	30.237		39.939	134
8	1:09.440	30.003		39.437	137	20	1:10.709	31.230		39.479	138
9	1:10.013	30.074		39.939	135	21	1:10.377	31.063		39.314	131
10	1:10.956	31.437		39.519	138	22	1:10.146	30.871		<b>39.275</b>	138
11	1:10.126	30.760		39.366	138	23	1:09.477	<b>29.758</b>		39.719	137
12	1:10.417	30.874		39.543	138						

**571 Gergo BORSI () Suzuki Swift Sport 1.6 Magyar OB 1.6** theoretical besttime: 1:06.696

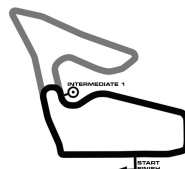
Lap	Time	S1	V1	S2	V2	Lap	Time	S1	V1	S2	V2
1	1:17.929	38.583		39.346	142	13	1:08.311	29.360		38.951	141
2	1:07.594	29.855		<b>37.739</b>	<b>144</b>	14	1:08.481	30.022		38.459	142
3	<b>1:07.317</b>	29.160		38.157	142	15	1:08.163	29.618		38.545	140
4	1:10.275	29.210		41.065	138	16	1:07.820	29.480		38.340	141
5	1:09.248	30.824		38.424	143	17	1:08.292	29.772		38.520	142
6	1:08.113	29.106		39.007	143	18	1:08.704	30.033		38.671	142
7	1:07.382	<b>28.957</b>		38.425	142	19	1:08.236	29.579		38.657	141
8	1:07.511	29.188		38.323	143	20	1:07.591	29.329		38.262	142
9	1:07.747	29.353		38.394	143	21	1:07.451	29.158		38.293	143
10	1:07.552	29.284		38.268	142	22	1:08.947	29.219		39.728	139
11	1:07.926	29.360		38.566	142	23	1:07.889	29.649		38.240	141
12	1:07.593	29.283		38.310	143						

# FIA EUROPEAN TRUCK RACE TROPHY

Red Bull Ring, length 2338 m

12.-14. MAY 2017

Suzuki Cup Austria - Europe



-Reg.No.: UK 01/2017

## Lap Analysis Race 1, 14.05.2017

588 Gábor FORRAI (HUN) Suzuki Swift Sport 1.6						Magyar OB 1.6						theoretical besttime: 1:05.391
Lap	Time	S1	V1	S2	V2	Lap	Time	S1	V1	S2	V2	
1	1:13.676	35.754		37.922	147	13	1:07.073	28.761		38.312	146	
2	1:06.584	29.105		37.479	147	14	1:06.599	29.162		37.437	147	
3	1:05.842	28.477		37.365	147	15	1:05.813	28.424		37.389	146	
4	1:08.454	28.783		39.671	144	16	1:05.674	28.302		37.372	146	
5	1:06.239	28.537		37.702	146	17	1:06.478	28.666		37.812	146	
6	1:05.895	28.305		37.590	145	18	1:06.818	29.438		37.380	146	
7	1:05.800	28.250		37.550	146	19	1:05.731	28.366		37.365	147	
8	1:05.627	28.199		37.428	147	20	1:05.777	28.246		37.531	146	
9	1:05.434	28.204		<b>37.230</b>	147	21	1:05.810	28.284		37.526	147	
10	<b>1:05.420</b>	<b>28.161</b>		37.259	147	22	1:05.764	28.254		37.510	148	
11	1:05.491	28.163		37.328	146	23	1:05.885	28.422		37.463	147	
12	1:05.862	28.238		37.624	<b>148</b>	24	1:06.161	28.357		37.804	148	