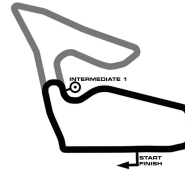


FIA EUROPEAN TRUCK RACE TROPHY

Red Bull Ring, length 2338 m

12.-14. MAY 2017

Suzuki Cup Austria - Europe



-Reg.No.: CR 01/2017

Lap Analysis Race 2, 14.05.2017 A M E N D E D

3 Fabian OHRFANDL () Suzuki Swift Sport 1.6 Suzuki Cup Austria theoretical besttime: 1:05.338

Lap	Time	S1	V1	S2	V2	Lap	Time	S1	V1	S2	V2
1	1:16.323	38.016		38.307	147	12	1:05.535	28.419		37.116	148
2	1:08.526	30.793		37.733	149	13	1:05.403	28.362		37.041	148
3	1:06.595	28.735		37.860	149	14	1:05.597	28.530		37.067	148
4	1:06.810	28.884		37.926	149	15	1:06.565	29.282		37.283	148
5	1:06.131	29.063		37.068	147	16	1:05.790	28.515		37.275	148
6	1:05.837	28.821		37.016	148	17	1:05.892	28.601		37.291	148
7	1:05.340	28.345		36.995	149	18	1:05.509	28.360		37.149	148
8	1:06.273	28.773		37.500	148	19	1:05.364	28.371		36.993	148
9	1:05.430	28.366		37.064	149	20	1:05.725	28.365		37.360	149
10	1:06.088	28.636		37.452	148	21	1:05.632	28.447		37.185	148
11	1:06.507	28.477		38.030	146						

5 Peter GROSS () Suzuki Swift Sport 1.6 Suzuki Cup Austria theoretical besttime: 1:05.160

Lap	Time	S1	V1	S2	V2	Lap	Time	S1	V1	S2	V2
1	1:19.433	41.318		38.115	146	12	1:05.526	28.384		37.142	148
2	1:07.751	30.098		37.653	146	13	1:06.577	28.744		37.833	147
3	1:07.349	29.463		37.886	145	14	1:05.724	28.365		37.359	147
4	1:07.394	29.825		37.569	143	15	1:07.329	29.769		37.560	146
5	1:06.150	28.916		37.234	147	16	1:05.424	28.211		37.213	147
6	1:06.018	28.700		37.318	146	17	1:05.907	28.425		37.482	146
7	1:05.605	28.527		37.078	147	18	1:06.620	29.141		37.479	147
8	1:06.817	28.940		37.877	142	19	1:05.872	28.486		37.386	146
9	1:06.197	28.933		37.264	146	20	1:08.156	29.573		38.583	148
10	1:05.938	28.798		37.140	147	21	1:06.302	28.426		37.876	147
11	1:05.470	28.521		36.949	148						

7 Anton BAUER () Suzuki Swift Sport 1.6 Suzuki Cup Austria theoretical besttime: 1:05.444

Lap	Time	S1	V1	S2	V2	Lap	Time	S1	V1	S2	V2
1	1:16.069	37.614		38.455	143	12	1:05.578	28.379		37.199	147
2	1:07.625	30.333		37.292	148	13	1:07.144	28.628		38.516	145
3	1:07.465	28.931		38.534	148	14	1:06.201	28.571		37.630	146
4	1:06.986	28.946		38.040	146	15	1:05.827	28.446		37.381	146
5	1:07.286	29.813		37.473	147	16	1:06.129	28.694		37.435	146
6	1:06.166	28.953		37.213	146	17	1:07.051	28.649		38.402	139
7	1:06.213	28.545		37.668	146	18	1:07.049	29.850		37.199	146
8	1:06.099	28.461		37.638	147	19	1:06.197	28.817		37.380	145
9	1:06.379	29.010		37.369	146	20	1:07.674	29.476		38.198	146
10	1:05.761	28.358		37.403	147	21	1:06.922	28.423		38.499	144
11	1:05.557	28.245		37.312	146						

8 Klaus LEMMERHOFER () Suzuki Swift Sport 1.6 Suzuki Cup Austr theoretical besttime: 1:07.047

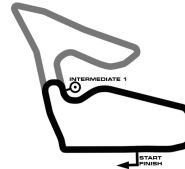
Lap	Time	S1	V1	S2	V2	Lap	Time	S1	V1	S2	V2
1	1:20.170	41.003		39.167	143	12	1:07.691	29.083		38.608	144
2	1:09.009	30.044		38.965	143	13	1:08.234	29.298		38.936	141
3	1:08.063	29.455		38.608	143	14	1:08.607	30.043		38.564	144
4	1:10.161	29.356		40.805	143	15	1:08.673	29.604		39.069	143
5	1:07.834	29.641		38.193	145	16	1:07.505	29.252		38.253	145
6	1:09.317	29.028		40.289	131	17	1:07.690	29.200		38.490	144
7	1:11.282	30.708		40.574	144	18	1:07.544	28.973		38.571	144
8	1:08.951	29.865		39.086	141	19	1:07.585	28.904		38.681	144
9	1:08.757	29.600		39.157	142	20	1:08.127	29.456		38.671	145
10	1:08.580	29.744		38.836	143	21	1:07.615	28.854		38.761	143
11	1:08.309	29.738		38.571	144						

FIA EUROPEAN TRUCK RACE TROPHY

Red Bull Ring, length 2338 m

12.-14. MAY 2017

Suzuki Cup Austria - Europe



-Reg.No.: CR U1/2017

Lap Analysis Race 2, 14.05.2017 A M E N D E D

9 Johannes MADERTHNER () Suzuki Swift Sport 1.6 Suzuki Cup A theoretical besttime: 1:09.772

Lap	Time	S1	V1	S2	V2	Lap	Time	S1	V1	S2	V2
1	1:23.249	42.611		40.638	143	11	1:10.964	30.817		40.147	136
2	1:10.047	30.031		40.016	140	12	1:13.092	32.220		40.872	128
3	1:12.685	31.635		41.050	140	13	1:17.381	34.413		42.968	140
4	1:10.344	30.603		39.741	140	14	1:10.706	30.360		40.346	140
5	1:11.118	31.267		39.851	140	15	1:10.778	30.481		40.297	140
6	1:10.420	30.548		39.872	140	16	1:10.374	30.266		40.108	141
7	1:11.594	31.089		40.505	140	17	1:10.390	30.277		40.113	140
8	1:11.421	30.892		40.529	141	18	1:10.464	30.204		40.260	140
9	1:11.181	30.815		40.366	139	19	1:10.872	30.556		40.316	140
10	1:10.841	30.798		40.043	140	20	1:14.347	30.459		43.888	131

10 Christoph ZELLHOFER () Suzuki Swift Sport 1.6 Suzuki Cup Austr theoretical besttime: 1:05.473

Lap	Time	S1	V1	S2	V2	Lap	Time	S1	V1	S2	V2
1	1:15.485	37.254		38.231	145	12	1:05.733	28.598		37.135	148
2	1:07.444	29.558		37.886	148	13	1:05.641	28.428		37.213	147
3	1:07.770	29.893		37.877	149	14	1:06.057	28.575		37.482	147
4	1:06.176	28.782		37.394	146	15	1:05.984	28.526		37.458	149
5	1:06.307	28.941		37.366	148	16	1:06.056	28.469		37.587	147
6	1:05.785	28.666		37.119	148	17	1:06.187	28.869		37.318	147
7	1:06.038	28.645		37.393	148	18	1:06.017	28.422		37.595	147
8	1:05.773	28.415		37.358	148	19	1:06.069	28.441		37.628	146
9	1:05.740	28.383		37.357	148	20	1:06.062	28.452		37.610	147
10	1:06.617	29.211		37.406	147	21	1:09.066	28.471		40.595	147
11	1:06.877	28.354		38.523	146						

11 Erich WEGHOFER () Suzuki Swift Sport 1.6 Suzuki Cup Austria theoretical besttime: 1:06.083

Lap	Time	S1	V1	S2	V2	Lap	Time	S1	V1	S2	V2
1	1:18.459	40.004		38.455	143	4	1:06.597	28.943		37.654	144
2	1:07.840	29.904		37.936	144	5	1:06.768	29.036		37.732	144
3	1:07.407	29.388		38.019	142	6	1:06.083	28.793		37.290	144

14 Dominik HASELSTEINER () Suzuki Swift Sport 1.6 Suzuki Cup Aus theoretical besttime: 1:05.454

Lap	Time	S1	V1	S2	V2	Lap	Time	S1	V1	S2	V2
1	1:24.988	46.772		38.216	145	12	1:06.111	28.477		37.634	145
2	1:08.395	30.634		37.761	144	13	1:06.135	28.650		37.485	145
3	1:07.125	29.568		37.557	146	14	1:06.018	28.677		37.341	147
4	1:07.012	29.316		37.696	145	15	1:05.954	28.450		37.504	146
5	1:06.389	28.938		37.451	145	16	1:06.554	29.132		37.422	146
6	1:06.443	28.785		37.658	144	17	1:05.770	28.254		37.516	144
7	1:06.486	28.701		37.785	145	18	1:06.253	28.699		37.554	146
8	1:06.459	28.556		37.903	145	19	1:06.022	28.495		37.527	146
9	1:06.315	28.502		37.813	146	20	1:05.916	28.595		37.321	147
10	1:06.240	28.720		37.520	145	21	1:05.690	28.472		37.218	147
11	1:05.704	28.504		37.200	146						

15 Thomas BERGER () Suzuki Swift Sport 1.6 Suzuki Cup Austria theoretical besttime: 1:05.034

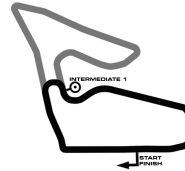
Lap	Time	S1	V1	S2	V2	Lap	Time	S1	V1	S2	V2
1	1:12.822	35.160		37.662	145	12	1:06.148	28.890		37.258	148
2	1:07.825	30.566		37.259	147	13	1:05.514	28.504		37.010	148
3	1:05.685	28.576		37.109	147	14	1:06.406	29.377		37.029	150
4	1:05.551	28.620		36.931	147	15	1:05.179	28.178		37.001	149
5	1:07.835	29.907		37.928	149	16	1:05.162	28.111		37.051	149
6	1:05.582	28.659		36.923	149	17	1:06.335	28.369		37.966	146
7	1:06.034	28.605		37.429	146	18	1:06.736	28.927		37.809	144
8	1:06.036	28.707		37.329	148	19	1:05.707	28.605		37.102	149
9	1:05.997	28.599		37.398	147	20	1:05.590	28.315		37.275	148
10	1:05.792	28.691		37.101	147	21	1:05.276	28.275		37.001	148
11	1:08.400	28.669		39.731	143						

FIA EUROPEAN TRUCK RACE TROPHY

Red Bull Ring, length 2338 m

12.-14. MAY 2017

Suzuki Cup Austria - Europe



-Reg.No.: CR 01/2017

Lap Analysis Race 2, 14.05.2017 A M E N D E D

17 Günther WIESMEIER () Suzuki Swift Sport 1.6 Suzuki Cup Austria theoretical besttime: 1:05.061

Lap	Time	S1	V1	S2	V2	Lap	Time	S1	V1	S2	V2
1	1:14.786	36.984		37.802	148	12	1:05.731	28.269		37.462	144
2	1:07.294	29.624		37.670	147	13	1:05.950	28.503		37.447	146
3	1:06.405	28.886		37.519	144	14	1:06.540	29.552		36.988	149
4	1:06.176	29.109		37.067	146	15	1:05.061	28.135		36.926	148
5	1:06.093	28.733		37.360	147	16	1:05.229	28.229		37.000	149
6	1:05.369	28.328		37.041	148	17	1:06.481	28.386		38.095	145
7	1:05.466	28.395		37.071	149	18	1:06.782	28.865		37.917	144
8	1:07.005	29.239		37.766	145	19	1:05.579	28.436		37.143	147
9	1:06.360	28.734		37.626	147	20	1:05.349	28.281		37.068	149
10	1:05.342	28.307		37.035	148	21	1:05.225	28.149		37.076	147
11	1:06.797	28.383		38.414	144						

26 Max WIMMER () Suzuki Swift Sport 1.6 Suzuki Cup Austria theoretical besttime: 1:05.214

Lap	Time	S1	V1	S2	V2	Lap	Time	S1	V1	S2	V2
1	1:11.943	33.803		38.140	146	12	1:06.075	28.624		37.451	146
2	1:06.109	28.804		37.305	146	13	1:06.154	28.817		37.337	146
3	1:06.018	28.848		37.170	146	14	1:05.617	28.470		37.147	146
4	1:05.936	28.754		37.182	145	15	1:05.628	28.538		37.090	147
5	1:06.006	28.837		37.169	145	16	1:05.380	28.235		37.145	146
6	1:06.030	29.051		36.979	146	17	1:05.562	28.414		37.148	146
7	1:05.741	28.571		37.170	146	18	1:05.584	28.377		37.207	148
8	1:06.084	28.750		37.334	146	19	1:05.446	28.286		37.160	148
9	1:06.069	28.896		37.173	147	20	1:06.059	28.757		37.302	147
10	1:05.924	28.647		37.277	147	21	1:05.507	28.292		37.215	147
11	1:06.207	28.890		37.317	146						

30 Oliver MÜLLER () Suzuki Swift Sport 1.6 Suzuki Cup Austria theoretical besttime: 1:05.299

Lap	Time	S1	V1	S2	V2	Lap	Time	S1	V1	S2	V2
1	1:15.820	37.333		38.487	146	12	1:06.146	28.690		37.456	146
2	1:06.527	29.058		37.469	146	13	1:05.932	28.563		37.369	146
3	1:06.516	28.880		37.636	144	14	1:06.189	28.809		37.380	145
4	1:06.275	28.940		37.335	146	15	1:06.974	29.476		37.498	148
5	1:06.357	29.000		37.357	147	16	1:06.423	28.586		37.837	148
6	1:06.562	29.241		37.321	146	17	1:05.575	28.236		37.339	147
7	1:05.748	28.362		37.386	146	18	1:05.665	28.316		37.349	145
8	1:06.360	28.639		37.721	148	19	1:05.299	28.148		37.151	146
9	1:06.142	28.814		37.328	147	20	1:05.581	28.272		37.309	147
10	1:05.971	28.577		37.394	145	21	1:08.963	28.800		40.163	146
11	1:05.775	28.256		37.519	146						

47 Marcel KRAILLER () Suzuki Swift Sport 1.6 Suzuki Cup Austria theoretical besttime: 1:05.533

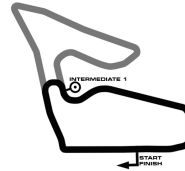
Lap	Time	S1	V1	S2	V2	Lap	Time	S1	V1	S2	V2
1	1:14.624	36.402		38.222	147	12	1:05.853	28.608		37.245	147
2	1:07.130	29.188		37.942	144	13	1:07.373	28.628		38.745	145
3	1:06.199	28.852		37.347	145	14	1:06.520	28.681		37.839	142
4	1:06.654	29.145		37.509	144	15	1:06.567	29.274		37.293	146
5	1:06.552	29.284		37.268	147	16	1:05.953	28.750		37.203	146
6	1:05.865	28.693		37.172	146	17	1:06.506	28.367		38.139	142
7	1:05.735	28.569		37.166	146	18	1:06.893	29.639		37.254	147
8	1:07.185	29.444		37.741	147	19	1:06.245	28.683		37.562	145
9	1:06.143	28.740		37.403	146	20	1:08.155	29.242		38.913	147
10	1:08.388	30.613		37.775	145	21	1:06.206	28.444		37.762	146
11	1:06.249	28.723		37.526	145						

FIA EUROPEAN TRUCK RACE TROPHY

Red Bull Ring, length 2338 m

12.-14. MAY 2017

Suzuki Cup Austria - Europe



-Reg.No.: CR U1/2017

Lap Analysis Race 2, 14.05.2017

A M E N D E D

50 Martin ZELLHOFER () Suzuki Swift Sport 1.6 Suzuki Cup Austria theoretical besttime: 1:05.444

Lap	Time	S1	V1	S2	V2	Lap	Time	S1	V1	S2	V2
1	1:17.247	38.814		38.433	145	12	1:05.735	28.600		37.135	148
2	1:07.260	29.409		37.851	147	13	1:05.900	28.455		37.445	145
3	1:06.437	28.586		37.851	147	14	1:05.855	28.420		37.435	146
4	1:06.338	28.752		37.586	147	15	1:05.942	28.589		37.353	147
5	1:06.118	28.729		37.389	146	16	1:06.268	28.437		37.831	147
6	1:05.913	28.659		37.254	147	17	1:06.094	28.671		37.423	146
7	1:05.963	28.597		37.366	147	18	1:05.985	28.309		37.676	147
8	1:06.101	28.666		37.435	146	19	1:05.991	28.385		37.606	144
9	1:06.377	28.445		37.932	147	20	1:06.116	28.454		37.662	146
10	1:05.808	28.580		37.228	147	21	1:12.062	28.416		43.646	143
11	1:06.660	28.546		38.114	146						

175 Lukas PUCHINGER () Suzuki Swift Sport 1.6 Suzuki Cup Austria theoretical besttime: 1:05.703

Lap	Time	S1	V1	S2	V2	Lap	Time	S1	V1	S2	V2
1	1:16.983	38.660		38.323	147	12	1:06.215	28.554		37.661	147
2	1:08.908	30.910		37.998	145	13	1:06.564	28.978		37.586	148
3	1:06.621	28.890		37.731	147	14	1:05.980	28.456		37.524	147
4	1:06.480	28.815		37.665	147	15	1:08.911	29.768		39.143	147
5	1:07.137	29.275		37.862	147	16	1:06.105	28.395		37.710	147
6	1:06.131	28.713		37.418	148	17	1:06.237	28.474		37.763	147
7	1:06.026	28.524		37.502	148	18	1:06.287	28.402		37.885	146
8	1:06.423	28.605		37.818	147	19	1:06.611	28.734		37.877	146
9	1:06.315	28.723		37.592	146	20	1:06.401	28.554		37.847	146
10	1:05.838	28.517		37.321	148	21	1:09.247	28.460		40.787	147
11	1:06.141	28.833		37.308	148						

502 Máté BENYÓ () Suzuki Swift Sport 1.6 Magyar OB 1.6 theoretical besttime: 1:05.415

Lap	Time	S1	V1	S2	V2	Lap	Time	S1	V1	S2	V2
1	1:11.564	33.981		37.583	144	12	1:05.529	28.468		37.061	144
2	1:05.891	28.690		37.201	144	13	1:05.928	28.713		37.215	144
3	1:05.945	28.816		37.129	144	14	1:05.677	28.576		37.101	144
4	1:05.915	28.759		37.156	144	15	1:05.723	28.511		37.212	145
5	1:05.747	28.683		37.064	144	16	1:05.594	28.491		37.103	144
6	1:05.651	28.489		37.162	144	17	1:05.808	28.514		37.294	144
7	1:05.778	28.644		37.134	144	18	1:05.762	28.561		37.201	145
8	1:06.637	29.301		37.336	144	19	1:05.625	28.397		37.228	144
9	1:05.702	28.643		37.059	146	20	1:05.774	28.473		37.301	144
10	1:05.509	28.491		37.018	145	21	1:05.823	28.636		37.187	144
11	1:05.659	28.604		37.055	145						

503 László ÁCS () Suzuki Swift Sport 1.6 Magyar OB 1.6 theoretical besttime: 1:06.450

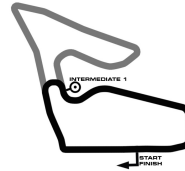
Lap	Time	S1	V1	S2	V2	Lap	Time	S1	V1	S2	V2
1	1:18.789	40.615		38.174	144	11	1:08.272	29.878		38.394	144
2	1:07.920	30.461		37.459	145	12	1:08.631	29.983		38.648	138
3	1:07.818	29.664		38.154	140	13	1:07.426	29.928		37.498	146
4	1:14.603	29.845		44.758	139	14	1:17.560	29.909		47.651	123
5	1:07.744	29.846		37.898	142	15	1:08.241	30.421		37.820	144
6	1:07.547	29.515		38.032	144	16	1:07.752	29.739		38.013	144
7	1:09.518	29.675		39.843	141	17	1:07.657	29.712		37.945	144
8	1:13.133	33.020		40.113	142	18	1:08.959	29.688		39.271	146
9	1:07.920	29.992		37.928	145	19	1:26.566	44.244		42.322	146
10	1:07.629	29.466		38.163	145	20	1:09.884	28.991		40.893	144

FIA EUROPEAN TRUCK RACE TROPHY

Red Bull Ring, length 2338 m

12.-14. MAY 2017

Suzuki Cup Austria - Europe



Lap Analysis Race 2, 14.05.2017 A M E N D E D

511 Krisztián FÜGE (HUN) Suzuki Swift Sport 1.6 Magyar OB 1.6 theoretical besttime: 1:05.142

Lap	Time	S1	V1	S2	V2	Lap	Time	S1	V1	S2	V2
1	1:14.100	36.769		37.331	147	12	1:06.154	28.384		37.770	143
2	1:06.995	29.537		37.458	149	13	1:05.758	28.696		37.062	148
3	1:05.939	28.756		37.183	147	14	1:05.744	28.506		37.238	148
4	1:05.725	28.678		37.047	147	15	1:05.433	28.484		36.949	149
5	1:06.622	29.057		37.565	148	16	1:05.436	28.387		37.049	149
6	1:05.315	28.429		36.886	149	17	1:06.268	29.039		37.229	149
7	1:05.584	28.515		37.069	148	18	1:06.007	28.429		37.578	145
8	1:06.174	29.016		37.158	148	19	1:05.832	28.593		37.239	146
9	1:06.406	29.082		37.324	147	20	1:05.740	28.678		37.062	149
10	1:05.823	28.658		37.165	148	21	1:08.143	28.256		39.887	149
11	1:07.416	28.826		38.590	148						

515 Gergely NAMÉNYI (HUN) Suzuki Swift Sport 1.6 Magyar OB 1.6 theoretical besttime: 1:04.850

Lap	Time	S1	V1	S2	V2	Lap	Time	S1	V1	S2	V2
1	1:16.163	37.899		38.264	148	12	1:05.753	28.672		37.081	149
2	1:07.006	29.805		37.201	149	13	1:05.479	28.505		36.974	150
3	1:07.253	29.087		38.166	148	14	1:05.890	28.923		36.967	150
4	1:05.709	28.767		36.942	149	15	1:04.983	28.348		36.635	150
5	1:05.578	28.553		37.025	150	16	1:05.166	28.289		36.877	151
6	1:05.817	28.787		37.030	150	17	1:06.338	28.804		37.534	148
7	1:05.420	28.506		36.914	151	18	1:06.020	28.550		37.470	140
8	1:06.239	28.823		37.416	150	19	1:05.848	28.598		37.250	146
9	1:06.141	28.555		37.586	141	20	1:05.789	28.783		37.006	150
10	1:05.403	28.350		37.053	151	21	1:05.012	28.215		36.797	150
11	1:06.864	28.776		38.088	149						

518 Lajos SZOMSZÉD () Suzuki Swift Sport 1.3 Magyar OB 1.3 theoretical besttime: 1:10.239

Lap	Time	S1	V1	S2	V2	Lap	Time	S1	V1	S2	V2
1	1:24.659	44.225		40.434	135	11	1:13.795	31.133		42.662	130
2	1:11.298	31.394		39.904	133	12	1:12.389	31.892		40.497	135
3	1:12.697	32.715		39.982	134	13	1:11.201	31.045		40.156	135
4	1:10.358	30.727		39.631	135	14	1:11.044	30.696		40.348	136
5	1:10.743	31.074		39.669	135	15	1:10.792	30.608		40.184	134
6	1:10.652	30.706		39.946	134	16	1:10.834	30.661		40.173	134
7	1:12.266	31.254		41.012	133	17	1:11.417	30.959		40.458	133
8	1:10.801	30.783		40.018	134	18	1:11.154	30.936		40.218	134
9	1:10.953	30.828		40.125	134	19	1:11.356	30.924		40.432	133
10	1:14.957	34.137		40.820	133	20	1:11.315	30.974		40.341	133

531 Balázs KÖRMÖCZI (HUN) Suzuki Swift Sport 1.6 Magyar OB 1.6 theoretical besttime: 1:05.072

Lap	Time	S1	V1	S2	V2	Lap	Time	S1	V1	S2	V2
1	1:13.218	35.827		37.391	148	6	1:06.689	29.654		37.035	146
2	1:06.441	29.935		36.506	148	7	1:05.888	28.566		37.322	147
3	1:05.484	28.714		36.770	149	8	1:05.607	28.747		36.860	147
4	1:06.132	29.341		36.791	147	9	1:19.225	28.572		50.653	114
5	1:05.531	29.016		36.515	149	10	1:17.353	29.738			

532 Gergo KÖRMÖCZI (HUN) Suzuki Swift Sport 1.6 Magyar OB 1.6 theoretical besttime: 1:05.226

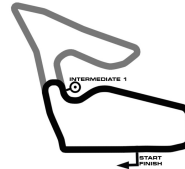
Lap	Time	S1	V1	S2	V2	Lap	Time	S1	V1	S2	V2
1	1:12.709	34.847		37.862	144	12	1:06.011	28.486		37.525	144
2	1:06.167	29.222		36.945	147	13	1:05.913	28.719		37.194	147
3	1:05.827	28.771		37.056	148	14	1:05.650	28.433		37.217	147
4	1:06.491	29.428		37.063	145	15	1:05.539	28.378		37.161	147
5	1:06.550	29.630		36.920	146	16	1:05.605	28.336		37.269	147
6	1:06.255	29.172		37.083	147	17	1:06.104	28.885		37.219	147
7	1:05.866	28.548		37.318	147	18	1:05.564	28.370		37.194	147
8	1:06.091	28.911		37.180	148	19	1:05.402	28.306		37.096	147
9	1:06.398	29.128		37.270	146	20	1:06.197	28.843		37.354	146
10	1:05.919	28.501		37.418	146	21	1:05.588	28.434		37.154	146
11	1:07.405	28.873		38.532	147						

FIA EUROPEAN TRUCK RACE TROPHY

Red Bull Ring, length 2338 m

12.-14. MAY 2017

Suzuki Cup Austria - Europe



-Reg.No.: UK U1/2017

Lap Analysis Race 2, 14.05.2017 A M E N D E D

546 Ádám LENGYEL (HUN) Suzuki Swift Sport 1.3 Magyar OB 1.3						theoretical besttime: 1:08.764					
Lap	Time	S1	V1	S2	V2	Lap	Time	S1	V1	S2	V2
1	1:23.989	42.976		41.013	135	11	1:10.062	30.313		39.749	135
2	1:10.054	30.869		39.185	138	12	1:10.324	30.550		39.774	135
3	1:09.627	30.257		39.370	137	13	1:10.004	30.284		39.720	136
4	1:09.633	30.200		39.433	137	14	1:10.299	30.237		40.062	135
5	1:09.776	30.254		39.522	136	15	1:09.448	30.295		39.153	138
6	1:09.920	30.569		39.351	136	16	1:11.332	29.860		41.472	134
7	1:09.637	30.269		39.368	137	17	1:09.811	30.380		39.431	139
8	1:09.788	30.462		39.326	137	18	1:08.843	29.681		39.162	136
9	1:09.600	30.091		39.509	136	19	1:10.980	31.553		39.427	138
10	1:09.892	30.348		39.544	135	20	1:10.073	30.990		39.083	139

548 Bendegúz MOLNÁR () Suzuki Swift Sport 1.6 Magyar OB 1.6						theoretical besttime: 1:04.892					
Lap	Time	S1	V1	S2	V2	Lap	Time	S1	V1	S2	V2
1	1:13.095	35.427		37.668	148	12	1:05.296	28.453		36.843	148
2	1:06.133	29.548		36.585	149	13	1:05.441	28.399		37.042	147
3	1:05.704	28.727		36.977	149	14	1:05.353	28.494		36.859	148
4	1:05.688	28.916		36.772	147	15	1:05.872	28.783		37.089	146
5	1:05.461	28.820		36.641	149	16	1:05.415	28.508		36.907	148
6	1:05.092	28.467		36.625	149	17	1:06.278	28.425		37.853	148
7	1:05.625	28.589		37.036	149	18	1:05.422	28.639		36.783	149
8	1:06.067	28.626		37.441	147	19	1:05.791	28.694		37.097	147
9	1:05.680	28.625		37.055	147	20	1:05.354	28.307		37.047	147
10	1:05.165	28.329		36.836	148	21	1:05.558	28.462		37.096	148
11	1:05.593	28.566		37.027	149						

555 Patrik TELEK (HUN) Suzuki Swift Sport 1.3 Magyar OB 1.3						theoretical besttime: 1:10.251					
Lap	Time	S1	V1	S2	V2	Lap	Time	S1	V1	S2	V2
1	1:23.829	43.417		40.412	136	6	1:11.187	30.942		40.245	135
2	1:10.879	31.221		39.658	137	7	1:13.009	31.535		41.474	136
3	1:11.756	30.632		41.124	135	8	1:11.093	30.853		40.240	136
4	1:11.374	31.410		39.964	136	9	1:10.658	30.593		40.065	137
5	1:10.971	30.876		40.095	135						

569 Arpad FODOR (HUN) Suzuki Swift Sport 1.3 Magyar OB 1.3						theoretical besttime: 1:08.568					
Lap	Time	S1	V1	S2	V2	Lap	Time	S1	V1	S2	V2
1	1:21.143	42.074		39.069	138	11	1:09.240	29.989		39.251	137
2	1:09.336	30.196		39.140	137	12	1:09.282	29.977		39.305	136
3	1:09.434	30.089		39.345	136	13	1:09.184	29.970		39.214	136
4	1:10.372	31.154		39.218	137	14	1:09.589	30.158		39.431	136
5	1:09.292	30.032		39.260	137	15	1:09.371	29.882		39.489	138
6	1:09.591	30.136		39.455	136	16	1:09.601	29.840		39.761	137
7	1:09.780	30.359		39.421	136	17	1:08.888	30.107		38.781	138
8	1:09.572	30.309		39.263	137	18	1:09.003	29.787		39.216	137
9	1:09.046	29.942		39.104	137	19	1:10.233	31.316		38.917	140
10	1:09.160	29.947		39.213	137	20	1:08.918	29.858		39.060	138

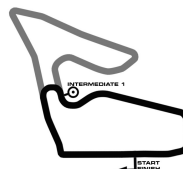
571 Gergo BORSI () Suzuki Swift Sport 1.6 Magyar OB 1.6						theoretical besttime: 1:05.585					
Lap	Time	S1	V1	S2	V2	Lap	Time	S1	V1	S2	V2
1	1:17.656	39.180		38.476	145	12	1:05.627	28.352		37.275	147
2	1:07.581	29.833		37.748	146	13	1:06.393	28.602		37.791	146
3	1:06.604	28.818		37.786	147	14	1:06.648	28.470		38.178	145
4	1:06.632	28.833		37.799	146	15	1:06.060	28.625		37.435	145
5	1:06.622	29.224		37.398	146	16	1:06.253	28.681		37.572	147
6	1:06.219	28.753		37.466	147	17	1:06.940	28.393		38.547	142
7	1:06.163	28.615		37.548	146	18	1:06.691	28.725		37.966	145
8	1:06.129	28.530		37.599	146	19	1:06.101	28.524		37.577	145
9	1:06.277	28.847		37.430	146	20	1:07.992	29.516		38.476	144
10	1:05.728	28.396		37.332	147	21	1:06.672	28.564		38.108	144
11	1:05.717	28.484		37.233	147						

FIA EUROPEAN TRUCK RACE TROPHY

Red Bull Ring, length 2338 m

12.-14. MAY 2017

Suzuki Cup Austria - Europe



-Reg.No.: UK 01/2017

Lap Analysis Race 2, 14.05.2017 A M E N D E D

588 Gábor FORRAI (HUN) Suzuki Swift Sport 1.6 Magyar OB 1.6 theoretical besttime: 1:04.995

Lap	Time	S1	V1	S2	V2	Lap	Time	S1	V1	S2	V2
1	1:12.479	34.535		37.944	143	12	1:06.269	28.372		37.897	143
2	1:06.161	29.016		37.145	147	13	1:05.746	28.638		37.108	147
3	1:05.748	28.590		37.158	147	14	1:05.557	28.414		37.143	146
4	1:06.132	28.688		37.444	144	15	1:05.598	28.276		37.322	146
5	1:06.211	29.305		36.906	146	16	1:05.698	28.288		37.410	145
6	1:06.347	29.386		36.961	147	17	1:05.739	28.615		37.124	147
7	1:06.192	28.798		37.394	145	18	1:05.524	28.306		37.218	146
8	1:06.542	29.192		37.350	146	19	1:05.557	28.089		37.468	146
9	1:06.120	28.991		37.129	145	20	1:05.720	28.474		37.246	146
10	1:06.086	28.520		37.566	145	21	1:05.515	28.338		37.177	147
11	1:07.071	28.602		38.469	145						