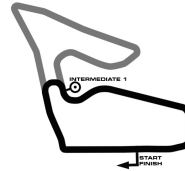


FIA EUROPEAN TRUCK RACE TROPHY

Red Bull Ring, length 2338 m

12.-14. MAY 2017

Suzuki Cup Austria - Europe



-Reg.No.: UK U1/2017

Lap Analysis Race 3, 14.05.2017

3 Fabian OHRFANDL () Suzuki Swift Sport 1.6 Suzuki Cup Austria theoretical besttime: 1:05.055

Lap	Time	S1	V1	S2	V2	Lap	Time	S1	V1	S2	V2
1	1:15.160	36.742		38.418	147	13	1:06.210	29.311		36.899	149
2	1:07.064	29.521		37.543	149	14	1:05.614	28.552		37.062	148
3	1:06.039	28.780		37.259	148	15	1:05.177	28.156		37.021	148
4	1:06.378	29.015		37.363	148	16	1:05.735	28.443		37.292	146
5	1:05.797	28.569		37.228	148	17	1:07.776	30.030		37.746	149
6	1:06.046	28.669		37.377	149	18	1:05.549	28.358		37.191	150
7	1:05.962	28.483		37.479	148	19	1:06.159	28.507		37.652	150
8	1:09.216	29.676		39.540	92	20	1:06.196	28.749		37.447	149
9	1:20.828	34.997		45.831	90	21	1:06.221	28.764		37.457	148
10	1:34.534	41.145		53.389	106	22	1:05.781	28.325		37.456	146
11	1:15.322	37.113		38.209	150	23	1:09.047	28.629		40.418	146
12	1:07.022	28.604		38.418	144						

5 Peter GROSS () Suzuki Swift Sport 1.6 Suzuki Cup Austria theoretical besttime: 1:05.116

Lap	Time	S1	V1	S2	V2	Lap	Time	S1	V1	S2	V2
1	1:17.253	38.833		38.420	145	13	1:06.715	29.445		37.270	148
2	1:07.964	29.419		38.545	146	14	1:06.642	29.028		37.614	144
3	1:06.270	29.102		37.168	147	15	1:11.519	33.881		37.638	148
4	1:06.189	28.483		37.706	147	16	1:06.853	29.925		36.928	148
5	1:07.902	29.465		38.437	143	17	1:07.626	28.971		38.655	134
6	1:06.657	28.939		37.718	144	18	1:06.283	28.567		37.716	143
7	1:06.646	28.911		37.735	146	19	1:05.641	28.425		37.216	147
8	1:05.832	28.193		37.639	115	20	1:05.305	28.382		36.923	147
9	1:21.536	34.516		47.020	79	21	1:05.536	28.544		36.992	148
10	1:33.840	40.794		53.046	102	22	1:06.297	29.108		37.189	145
11	1:14.712	36.988		37.724	147	23	1:05.952	28.489		37.463	142
12	1:05.866	28.487		37.379	143						

7 Anton BAUER () Suzuki Swift Sport 1.6 Suzuki Cup Austria theoretical besttime: 1:05.367

Lap	Time	S1	V1	S2	V2	Lap	Time	S1	V1	S2	V2
1	1:15.822	37.680		38.142	144	13	1:07.330	29.769		37.561	148
2	1:07.224	29.507		37.717	147	14	1:07.988	29.889		38.099	147
3	1:07.153	29.839		37.314	147	15	1:06.384	28.210		38.174	146
4	1:07.241	29.050		38.191	146	16	1:05.767	28.462		37.305	148
5	1:11.728	29.504		42.224	141	17	1:06.209	28.596		37.613	146
6	1:07.160	29.274		37.886	144	18	1:05.701	28.447		37.254	147
7	1:06.487	28.929		37.558	147	19	1:05.664	28.507		37.157	146
8	1:07.925	28.614		39.311	123	20	1:06.048	28.555		37.493	147
9	1:20.809	32.748		48.061	74	21	1:06.652	29.012		37.640	145
10	1:32.856	39.993		52.863	88	22	1:06.144	28.798		37.346	146
11	1:14.389	36.849		37.540	149	23	1:06.209	28.337		37.872	142
12	1:05.984	28.436		37.548	148						

8 Klaus LEMMERHOFER () Suzuki Swift Sport 1.6 Suzuki Cup Austr theoretical besttime: 1:06.959

Lap	Time	S1	V1	S2	V2	Lap	Time	S1	V1	S2	V2
1	1:21.362	40.751		40.611	138	13	1:07.750	29.245		38.505	142
2	1:09.811	30.151		39.660	142	14	1:06.959	28.903		38.056	144
3	1:10.341	30.087		40.254	135	15	1:07.335	28.968		38.367	144
4	1:09.082	29.765		39.317	135	16	1:07.161	28.933		38.228	143
5	1:08.488	29.665		38.823	143	17	1:07.842	28.930		38.912	142
6	1:08.310	29.863		38.447	143	18	1:07.505	29.054		38.451	143
7	1:08.132	29.153		38.979	142	19	1:07.713	29.017		38.696	143
8	1:08.406	28.916		39.490	139	20	1:07.806	29.078		38.728	143
9	1:10.659	30.038		40.621	99	21	1:07.730	29.295		38.435	144
10	1:30.981	38.248		52.733	86	22	1:07.705	28.942		38.763	142
11	1:16.073	36.566		39.507	140	23	1:08.460	29.673		38.787	143
12	1:07.656	28.990		38.666	139						

9 Johannes MADERTHANER () Suzuki Swift Sport 1.6 Suzuki Cup A theoretical besttime: 1:17.315

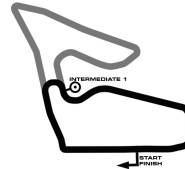
Lap	Time	S1	V1	S2	V2	Lap	Time	S1	V1	S2	V2
1	1:27.764	44.175		43.589	132	2	1:28.934	33.726			

FIA EUROPEAN TRUCK RACE TROPHY

Red Bull Ring, length 2338 m

12.-14. MAY 2017

Suzuki Cup Austria - Europe



-Reg.No.: UK U1/2017

Lap Analysis Race 3, 14.05.2017

10 Christoph ZELLHOFER () Suzuki Swift Sport 1.6 Suzuki Cup Austr theoretical besttime: 1:05.323

Lap	Time	S1	V1	S2	V2	Lap	Time	S1	V1	S2	V2
1	1:15.045	37.148		37.897	146	13	1:05.566	28.450		37.116	148
2	1:06.976	29.551		37.425	149	14	1:05.546	28.308		37.238	148
3	1:05.899	28.571		37.328	149	15	1:05.589	28.207		37.382	148
4	1:06.202	28.893		37.309	148	16	1:06.963	28.302		38.661	141
5	1:05.742	28.359		37.383	147	17	1:07.382	29.508		37.874	148
6	1:06.023	28.622		37.401	148	18	1:05.584	28.292		37.292	148
7	1:06.205	28.530		37.675	146	19	1:06.339	28.461		37.878	148
8	1:08.878	29.625		39.253	108	20	1:06.156	28.604		37.552	148
9	1:20.679	34.512		46.167	87	21	1:06.138	28.747		37.391	147
10	1:34.337	41.087		53.250	111	22	1:06.495	28.376		38.119	146
11	1:15.930	37.164		38.766	149	23	1:06.323	28.990		37.333	147
12	1:06.603	28.794		37.809	148						

14 Dominik HASELSTEINER () Suzuki Swift Sport 1.6 Suzuki Cup Au: theoretical besttime: 1:05.309

Lap	Time	S1	V1	S2	V2	Lap	Time	S1	V1	S2	V2
1	1:17.885	38.942		38.943	146	13	1:07.154	29.767		37.387	149
2	1:07.620	29.431		38.189	146	14	1:06.294	28.947		37.347	149
3	1:08.537	30.161		38.376	144	15	1:06.131	28.855		37.276	147
4	1:06.801	28.856		37.945	145	16	1:05.665	28.396		37.269	147
5	1:06.803	28.402		38.401	148	17	1:05.379	28.268		37.111	147
6	1:06.686	29.457		37.229	147	18	1:05.405	28.244		37.161	147
7	1:05.581	28.441		37.140	147	19	1:05.571	28.315		37.256	147
8	1:08.199	28.823		39.376	141	20	1:05.832	28.662		37.170	147
9	1:20.114	32.886		47.228	76	21	1:05.449	28.331		37.118	148
10	1:33.395	40.698		52.697	98	22	1:05.645	28.198		37.447	147
11	1:14.405	36.841		37.564	146	23	1:06.818	29.345		37.473	145
12	1:06.259	29.023		37.236	146						

15 Thomas BERGER () Suzuki Swift Sport 1.6 Suzuki Cup Austria theoretical besttime: 1:04.985

Lap	Time	S1	V1	S2	V2	Lap	Time	S1	V1	S2	V2
1	1:10.586	32.685		37.901	143	13	1:05.956	28.887		37.069	149
2	1:06.414	28.962		37.452	145	14	1:05.374	28.392		36.982	148
3	1:06.718	28.985		37.733	144	15	1:05.301	28.312		36.989	149
4	1:06.890	29.670		37.220	148	16	1:05.504	28.568		36.936	148
5	1:06.435	29.361		37.074	147	17	1:05.245	28.247		36.998	149
6	1:05.741	28.646		37.095	148	18	1:05.274	28.248		37.026	149
7	1:05.399	28.282		37.117	149	19	1:05.256	28.362		36.894	149
8	1:05.857	28.492		37.365	148	20	1:05.528	28.541		36.987	148
9	1:22.244	33.311		48.933	80	21	1:05.044	28.091		36.953	148
10	1:34.889	41.416		53.473	107	22	1:05.814	28.208		37.606	143
11	1:17.989	36.039		41.950	146	23	1:05.633	28.566		37.067	147
12	1:07.360	30.216		37.144	148						

17 Günther WIESMEIER () Suzuki Swift Sport 1.6 Suzuki Cup Austria theoretical besttime: 1:04.925

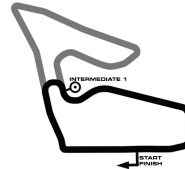
Lap	Time	S1	V1	S2	V2	Lap	Time	S1	V1	S2	V2
1	1:11.283	33.613		37.670	145	13	1:05.404	28.310		37.094	147
2	1:06.009	28.825		37.184	147	14	1:05.127	28.100		37.027	147
3	1:08.352	30.057		38.295	145	15	1:05.184	28.139		37.045	148
4	1:06.475	28.816		37.659	147	16	1:05.377	28.229		37.148	148
5	1:06.116	28.701		37.415	147	17	1:05.543	28.139		37.404	147
6	1:06.039	28.766		37.273	147	18	1:05.139	28.052		37.087	148
7	1:06.930	28.936		37.994	146	19	1:05.545	28.178		37.367	148
8	1:07.167	28.723		38.444	147	20	1:05.384	28.181		37.203	147
9	1:20.618	31.945		48.673	77	21	1:05.033	28.160		36.873	147
10	1:34.864	41.006		53.858	113	22	1:05.464	28.272		37.192	146
11	1:17.150	36.419		40.731	147	23	1:05.768	28.478		37.290	147
12	1:07.022	29.273		37.749	148						

FIA EUROPEAN TRUCK RACE TROPHY

Red Bull Ring, length 2338 m

12.-14. MAY 2017

Suzuki Cup Austria - Europe



-Reg.No.: UK U1/2017

Lap Analysis Race 3, 14.05.2017

26 Max WIMMER () Suzuki Swift Sport 1.6 Suzuki Cup Austria theoretical besttime: 1:05.019

Lap	Time	S1	V1	S2	V2	Lap	Time	S1	V1	S2	V2
1	1:13.706	35.790		37.916	146	13	1:05.465	28.451		37.014	148
2	1:06.262	28.889		37.373	146	14	1:05.325	28.275		37.050	148
3	1:07.081	29.624		37.457	147	15	1:05.134	28.134		37.000	148
4	1:06.111	28.811		37.300	146	16	1:05.224	28.209		37.015	149
5	1:05.720	28.485		37.235	147	17	1:05.448	28.303		37.145	148
6	1:06.105	28.740		37.365	147	18	1:05.252	28.272		36.980	148
7	1:07.161	28.725		38.436	140	19	1:05.414	28.232		37.182	148
8	1:07.724	29.187		38.537	110	20	1:05.518	28.518		37.000	148
9	1:20.034	33.372		46.662	76	21	1:05.108	28.223		36.885	149
10	1:34.673	41.048		53.625	113	22	1:05.392	28.288		37.104	148
11	1:16.830	36.068		40.762	147	23	1:05.834	28.572		37.262	145
12	1:06.808	29.086		37.722	148						

30 Oliver MÜLLER () Suzuki Swift Sport 1.6 Suzuki Cup Austria theoretical besttime: 1:05.112

Lap	Time	S1	V1	S2	V2	Lap	Time	S1	V1	S2	V2
1	1:14.891	36.471		38.420	145	13	1:06.078	29.066		37.012	147
2	1:06.650	28.896		37.754	147	14	1:05.541	28.441		37.100	148
3	1:06.248	28.668		37.580	148	15	1:05.409	28.259		37.150	146
4	1:06.638	29.218		37.420	148	16	1:05.518	28.206		37.312	147
5	1:05.755	28.402		37.353	146	17	1:09.062	31.713		37.349	147
6	1:06.026	28.521		37.505	147	18	1:05.439	28.100		37.339	146
7	1:06.115	28.429		37.686	147	19	1:05.317	28.182		37.135	148
8	1:09.528	30.048		39.480	89	20	1:05.857	28.593		37.264	148
9	1:21.381	35.254		46.127	87	21	1:06.256	28.728		37.528	147
10	1:34.382	41.056		53.326	105	22	1:06.168	28.239		37.929	146
11	1:15.190	36.879		38.311	148	23	1:10.209	29.129		41.080	147
12	1:07.058	29.788		37.270	146						

47 Marcel KRAILLER () Suzuki Swift Sport 1.6 Suzuki Cup Austria theoretical besttime: 1:05.433

Lap	Time	S1	V1	S2	V2	Lap	Time	S1	V1	S2	V2
1	1:16.758	38.538		38.220	146	13	1:06.554	29.242		37.312	147
2	1:06.703	29.116		37.587	146	14	1:06.885	28.880		38.005	142
3	1:06.540	29.151		37.389	147	15	1:11.302	33.888		37.414	146
4	1:06.842	28.996		37.846	146	16	1:05.973	28.759		37.214	146
5	1:07.321	29.332		37.989	143	17	1:06.811	29.025		37.786	146
6	1:06.675	28.970		37.705	144	18	1:05.625	28.219		37.406	146
7	1:06.980	29.416		37.564	145	19	1:05.941	28.486		37.455	146
8	1:06.145	28.542		37.603	125	20	1:05.886	28.415		37.471	146
9	1:21.372	34.565		46.807	79	21	1:23.836	46.211		37.625	145
10	1:33.785	40.578		53.207	98	22	1:05.760	28.480		37.280	146
11	1:15.185	37.151		38.034	146	23	1:06.212	28.799		37.413	144
12	1:06.229	28.645		37.584	144						

50 Martin ZELHOFER () Suzuki Swift Sport 1.6 Suzuki Cup Austria theoretical besttime: 1:05.892

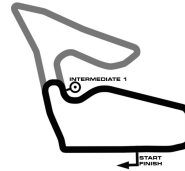
Lap	Time	S1	V1	S2	V2	Lap	Time	S1	V1	S2	V2
1	1:15.552	36.860		38.692	144	12	1:06.403	28.667		37.736	145
2	1:07.338	29.503		37.835	146	13	1:06.265	28.555		37.710	145
3	1:06.625	28.762		37.863	145	14	1:06.051	28.597		37.454	146
4	1:07.172	29.037		38.135	145	15	1:06.154	28.596		37.558	145
5	1:07.992	30.054		37.938	144	16	1:06.088	28.452		37.636	145
6	1:07.359	29.022		38.337	144	17	1:06.172	28.440		37.732	144
7	1:07.483	29.020		38.463	144	18	1:06.361	28.654		37.707	144
8	1:08.069	29.069		39.000	142	19	1:06.148	28.438		37.710	144
9	1:19.751	32.908		46.843	73	20	1:06.279	28.536		37.743	144
10	1:31.644	40.655				21	1:06.461	28.790		37.671	144
11	2:50.762	2:12.991		37.771	143	22	1:09.010	28.490		40.520	143

FIA EUROPEAN TRUCK RACE TROPHY

Red Bull Ring, length 2338 m

12.-14. MAY 2017

Suzuki Cup Austria - Europe



-Reg.No.: UK U1/2017

Lap Analysis Race 3, 14.05.2017

175 Lukas PUCHINGER () Suzuki Swift Sport 1.6 Suzuki Cup Austria						theoretical besttime: 1:05.631					
Lap	Time	S1	V1	S2	V2	Lap	Time	S1	V1	S2	V2
1	1:16.528	38.216		38.312	144	13	1:06.989	29.418		37.571	148
2	1:07.833	29.986		37.847	146	14	1:07.209	29.970		37.239	148
3	1:08.227	29.554		38.673	146	15	1:08.015	28.931		39.084	148
4	1:07.692	30.072		37.620	147	16	1:06.641	28.727		37.914	147
5	1:08.716	28.652		40.064	142	17	1:06.258	28.469		37.789	145
6	1:07.209	29.133		38.076	144	18	1:07.296	28.472		38.824	141
7	1:06.439	28.623		37.816	147	19	1:06.151	28.476		37.675	146
8	1:07.613	28.570		39.043	124	20	1:06.109	28.414		37.695	147
9	1:20.275	32.693		47.582	75	21	1:06.170	28.527		37.643	147
10	1:33.021	40.605		52.416	87	22	1:06.084	28.588		37.496	147
11	1:14.787	37.122		37.665	146	23	1:05.881	28.392		37.489	146
12	1:06.246	28.643		37.603	147						

502 Máté BENYÓ () Suzuki Swift Sport 1.6 Magyar OB 1.6						theoretical besttime: 1:05.546					
Lap	Time	S1	V1	S2	V2	Lap	Time	S1	V1	S2	V2
1	1:11.593	34.397		37.196	147	13	1:06.804	29.218		37.586	146
2	1:05.937	28.759		37.178	146	14	1:06.077	28.888		37.189	145
3	1:06.474	29.080		37.394	145	15	1:06.664	28.896		37.768	144
4	1:07.194	29.875		37.319	146	16	1:06.071	28.809		37.262	144
5	1:06.140	28.978		37.162	147	17	1:06.648	29.209		37.439	144
6	1:06.199	28.920		37.279	145	18	1:05.917	28.429		37.488	145
7	1:06.329	28.533		37.796	144	19	1:05.880	28.384		37.496	144
8	1:07.147	29.542		37.605	144	20	1:06.017	28.490		37.527	144
9	1:19.760	31.049		48.711	80	21	1:06.407	29.105		37.302	144
10	1:35.220	41.534		53.686	107	22	1:05.691	28.459		37.232	144
11	1:17.356	35.792		41.564	146	23	1:05.807	28.405		37.402	144
12	1:15.626	37.858		37.768	147						

503 László ÁCS () Suzuki Swift Sport 1.6 Magyar OB 1.6						theoretical besttime: 1:06.056					
Lap	Time	S1	V1	S2	V2	Lap	Time	S1	V1	S2	V2
1	1:18.973	40.470		38.503	144	10	1:08.417	30.035		38.382	144
2	1:07.826	30.242		37.584	146	11	1:07.101	29.618		37.483	146
3	1:07.713	29.807		37.906	144	12	1:06.525	29.074		37.451	146
4	1:07.101	29.485		37.616	146	13	1:06.948	29.471		37.477	145
5	1:23.277	29.272				14	1:07.020	28.660		38.360	139
6	1:27.328	49.402		37.926	144	15	1:17.189	38.960		38.229	145
7	1:08.097	29.818		38.279	145	16	1:07.101	29.221		37.880	145
8	1:08.030	30.117		37.913	146	17	1:06.310	28.914		37.396	146
9	1:21.023	30.448		50.575	142	18	1:06.893	29.275		37.618	145

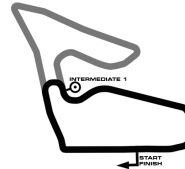
511 Krisztián FÜGE (HUN) Suzuki Swift Sport 1.6 Magyar OB 1.6						theoretical besttime: 1:05.391					
Lap	Time	S1	V1	S2	V2	Lap	Time	S1	V1	S2	V2
1	1:14.597	36.340		38.257	146	13	1:06.793	29.423		37.370	146
2	1:06.573	28.673		37.900	147	14	1:05.846	28.721		37.125	148
3	1:06.246	28.782		37.464	148	15	1:05.530	28.492		37.038	148
4	1:06.128	28.916		37.212	148	16	1:05.623	28.406		37.217	147
5	1:05.849	28.519		37.330	148	17	1:06.510	29.016		37.494	149
6	1:06.037	28.673		37.364	148	18	1:05.813	28.563		37.250	148
7	1:06.520	28.702		37.818	145	19	1:06.111	28.560		37.551	148
8	1:08.600	29.451		39.149	112	20	1:06.451	29.030		37.421	147
9	1:20.123	33.315		46.808	81	21	1:06.259	28.709		37.550	148
10	1:34.502	41.048		53.454	115	22	1:05.975	28.353		37.622	147
11	1:16.515	35.973		40.542	149	23	1:07.237	29.399		37.838	148
12	1:08.075	29.361		38.714	144						

FIA EUROPEAN TRUCK RACE TROPHY

Red Bull Ring, length 2338 m

12.-14. MAY 2017

Suzuki Cup Austria - Europe



-Reg.No.: UK U1/2017

Lap Analysis Race 3, 14.05.2017

514 Zoltán BALOGH (HUN) Suzuki Swift Sport 1.6 Magyar OB 1.6						theoretical besttime: 1:04.955					
Lap	Time	S1	V1	S2	V2	Lap	Time	S1	V1	S2	V2
1	1:18.063	39.552		38.511	145	8	1:08.935	29.202		39.733	127
2	1:07.605	29.554		38.051	147	9	1:20.040	32.505		47.535	76
3	1:07.517	29.813		37.704	149	10	1:33.027	40.353		52.674	98
4	1:05.842	28.963		36.879	148	11	1:14.044	36.717		37.327	149
5	1:08.765	28.605		40.160	149	12	1:06.201	29.127		37.074	148
6	1:07.339	29.952		37.387	148	13	1:05.784	28.978		36.806	149
7	1:05.005	28.149		36.856	148	14	1:05.984	28.537		37.447	145

515 Gergely NAMÉNYI (HUN) Suzuki Swift Sport 1.6 Magyar OB 1.6						theoretical besttime: 1:05.662					
Lap	Time	S1	V1	S2	V2	Lap	Time	S1	V1	S2	V2
1	1:14.010	35.916		38.094	149	7	1:06.002	28.933		37.069	150
2	1:06.300	29.299		37.001	149	8	1:06.706	28.837		37.869	148
3	1:06.130	28.906		37.224	149	9	1:20.170	31.626		48.544	80
4	1:05.968	28.661		37.307	150	10	1:35.243	41.336		53.907	108
5	1:06.093	28.918		37.175	150	11	1:17.141	35.489		41.652	147
6	1:05.998	28.816		37.182	149	12	1:17.522	29.975			

518 Lajos SZOMSZÉD () Suzuki Swift Sport 1.3 Magyar OB 1.3						theoretical besttime: 1:09.587					
Lap	Time	S1	V1	S2	V2	Lap	Time	S1	V1	S2	V2
1	1:22.119	42.027		40.092	134	12	1:10.214	30.550		39.664	135
2	1:10.302	30.389		39.913	135	13	1:10.986	30.441		40.545	134
3	1:10.804	30.067		40.737	128	14	1:10.865	30.944		39.921	136
4	1:11.372	30.801		40.571	132	15	1:09.978	30.252		39.726	135
5	1:11.287	30.738		40.549	141	16	1:10.487	30.879		39.608	137
6	1:11.554	30.775		40.779	132	17	1:10.398	30.359		40.039	134
7	1:12.487	30.818		41.669	133	18	1:10.421	30.593		39.828	135
8	1:14.610	31.013		43.597	131	19	1:10.442	30.606		39.836	135
9	1:14.589	31.267		43.322	131	20	1:11.070	30.354		40.716	136
10	1:13.682	31.568		42.114	129	21	1:12.225	29.979		42.246	130
11	1:11.757	32.049		39.708	136	22	1:09.987	30.168		39.819	135

531 Balázs KÖRMÖCZI (HUN) Suzuki Swift Sport 1.6 Magyar OB 1.6						theoretical besttime: 1:04.805					
Lap	Time	S1	V1	S2	V2	Lap	Time	S1	V1	S2	V2
1	1:19.633	41.485		38.148	144	13	1:05.773	28.904		36.869	146
2	1:06.454	28.884		37.570	146	14	1:05.376	28.481		36.895	147
3	1:06.770	29.318		37.452	149	15	1:04.870	28.136		36.734	149
4	1:05.449	28.780		36.669	149	16	1:06.440	28.180		38.260	141
5	1:07.280	28.985		38.295	147	17	1:07.013	29.873		37.140	148
6	1:05.528	28.582		36.946	148	18	1:05.454	28.401		37.053	148
7	1:05.845	28.728		37.117	147	19	1:05.279	28.295		36.984	148
8	1:06.015	28.372		37.643	111	20	1:05.301	28.387		36.914	148
9	1:21.230	34.690		46.540	80	21	1:05.395	28.380		37.015	147
10	1:34.353	40.941		53.412	100	22	1:05.275	28.384		36.891	148
11	1:14.445	36.562		37.883	148	23	1:05.594	28.242		37.352	148
12	1:06.558	28.922		37.636	146						

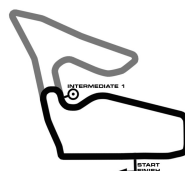
532 Gergo KÖRMÖCZI (HUN) Suzuki Swift Sport 1.6 Magyar OB 1.6						theoretical besttime: 1:04.758					
Lap	Time	S1	V1	S2	V2	Lap	Time	S1	V1	S2	V2
1	1:12.285	35.008		37.277	147	13	1:05.697	28.476		37.221	147
2	1:06.553	28.758		37.795	146	14	1:05.229	28.232		36.997	148
3	1:06.150	28.855		37.295	146	15	1:05.253	28.266		36.987	148
4	1:06.484	29.182		37.302	147	16	1:05.365	28.364		37.001	147
5	1:05.997	29.006		36.991	148	17	1:05.406	28.212		37.194	146
6	1:06.491	29.013		37.478	145	18	1:05.346	28.274		37.072	147
7	1:06.218	28.452		37.766	147	19	1:05.554	28.147		37.407	146
8	1:07.357	29.470		37.887	148	20	1:05.071	28.169		36.902	148
9	1:20.707	31.642		49.065	77	21	1:04.758	27.920		36.838	148
10	1:34.918	40.808		54.110	105	22	1:05.194	27.963		37.231	148
11	1:17.037	35.752		41.285	147	23	1:05.930	28.702		37.228	145
12	1:06.050	28.925		37.125	146						

FIA EUROPEAN TRUCK RACE TROPHY

Red Bull Ring, length 2338 m

12.-14. MAY 2017

Suzuki Cup Austria - Europe



-Reg.No.: UK U1/2017

Lap Analysis Race 3, 14.05.2017

546 **Ádám LENGYEL (HUN)** Suzuki Swift Sport 1.3 Magyar OB 1.3 theoretical besttime: 1:08.713

Lap	Time	S1	V1	S2	V2	Lap	Time	S1	V1	S2	V2
1	1:20.911	41.032		39.879	135	12	1:08.912	29.789		39.123	138
2	1:09.919	30.148		39.771	137	13	1:09.766	30.290		39.476	137
3	1:09.655	30.520		39.135	137	14	1:09.703	30.101		39.602	137
4	1:08.812	29.732		39.080	137	15	1:09.643	30.085		39.558	136
5	1:09.194	30.007		39.187	137	16	1:10.712	30.046		40.666	137
6	1:09.310	30.074		39.236	139	17	1:09.429	29.995		39.434	137
7	1:08.804	29.633		39.171	138	18	1:09.893	30.520		39.373	136
8	1:11.058	30.041		41.017	131	19	1:09.795	30.208		39.587	136
9	1:11.687	31.160		40.527	135	20	1:09.899	30.210		39.689	135
10	1:27.016	34.533		52.483	83	21	1:09.424	30.016		39.408	136
11	1:15.706	36.471		39.235	138	22	1:10.789	30.517		40.272	137

548 **Bendegúz MOLNÁR ()** Suzuki Swift Sport 1.6 Magyar OB 1.6 theoretical besttime: 1:04.696

Lap	Time	S1	V1	S2	V2	Lap	Time	S1	V1	S2	V2
1	1:12.484	35.431		37.053	149	13	1:04.696	27.963		36.733	148
2	1:05.818	28.878		36.940	148	14	1:04.837	28.095		36.742	148
3	1:05.852	28.651		37.201	149	15	1:04.791	28.050		36.741	148
4	1:06.612	29.486		37.126	148	16	1:05.082	28.282		36.800	148
5	1:05.631	28.817		36.814	148	17	1:05.091	28.111		36.980	148
6	1:05.579	28.611		36.968	147	18	1:04.931	28.065		36.866	148
7	1:05.078	28.182		36.896	147	19	1:04.921	28.025		36.896	149
8	1:05.267	28.199		37.068	147	20	1:04.840	28.103		36.737	150
9	1:22.914	33.801		49.113	86	21	1:05.943	28.741		37.202	148
10	1:34.757	41.677		53.080	110	22	1:05.259	28.143		37.116	146
11	1:18.093	36.166		41.927	148	23	1:05.491	28.268		37.223	145
12	1:04.885	28.121		36.764	148						

569 **Arpad FODOR (HUN)** Suzuki Swift Sport 1.3 Magyar OB 1.3 theoretical besttime: 1:08.572

Lap	Time	S1	V1	S2	V2	Lap	Time	S1	V1	S2	V2
1	1:20.431	40.109		40.322	134	11	1:09.493	30.055		39.438	138
2	1:09.264	30.035		39.229	137	12	1:08.572	29.546		39.026	138
3	1:08.932	29.854		39.078	137	13	1:09.195	29.912		39.283	137
4	1:09.139	29.912		39.227	136	14	1:09.066	29.838		39.228	137
5	1:09.215	29.998		39.217	137	15	1:09.339	30.042		39.297	137
6	1:09.324	29.997		39.327	137	16	1:09.200	29.969		39.231	137
7	4:09.878	29.907		3:39.971	127	17	1:09.039	29.912		39.127	137
8	1:11.682	31.762		39.920	136	18	1:09.238	30.092		39.146	137
9	1:10.083	30.620		39.463	137	19	1:10.430	29.786		40.644	133
10	1:09.397	30.071		39.326	137						

571 **Gergo BORSI ()** Suzuki Swift Sport 1.6 Magyar OB 1.6 theoretical besttime: 1:05.568

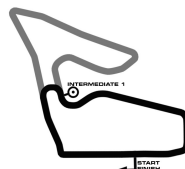
Lap	Time	S1	V1	S2	V2	Lap	Time	S1	V1	S2	V2
1	1:17.495	39.101		38.394	147	13	1:06.214	28.733		37.481	148
2	1:07.250	29.489		37.761	146	14	1:06.197	28.769		37.428	147
3	1:06.048	28.640		37.408	147	15	1:08.944	31.195		37.749	144
4	1:06.268	28.765		37.503	146	16	1:06.481	29.245		37.236	147
5	1:10.388	29.933		40.455	145	17	1:06.754	29.105		37.649	147
6	1:07.985	30.038		37.947	147	18	1:05.777	28.335		37.442	147
7	1:05.875	28.460		37.415	147	19	1:05.901	28.509		37.392	147
8	1:07.977	28.468		39.509	129	20	1:05.934	28.481		37.453	147
9	1:20.267	32.715		47.552	80	21	1:06.961	29.369		37.592	145
10	1:33.132	40.826		52.306	97	22	1:05.897	28.664		37.233	146
11	1:14.540	36.873		37.667	147	23	1:05.978	28.485		37.493	144
12	1:05.841	28.508		37.333	145						

FIA EUROPEAN TRUCK RACE TROPHY

Red Bull Ring, length 2338 m

12.-14. MAY 2017

Suzuki Cup Austria - Europe



-Reg.No.: UK 01/2017

Lap Analysis Race 3, 14.05.2017

588 Gábor FORRAI (HUN) Suzuki Swift Sport 1.6						Magyar OB 1.6						theoretical besttime: 1:04.962	
Lap	Time	S1	V1	S2	V2	Lap	Time	S1	V1	S2	V2		
1	1:12.034	34.674		37.360	146	13	1:05.085	28.018		37.067	148		
2	1:05.807	28.518		37.289	148	14	1:05.322	28.158		37.164	147		
3	1:05.973	28.507		37.466	146	15	1:05.312	28.150		37.162	147		
4	1:06.413	29.122		37.291	145	16	1:05.878	28.472		37.406	146		
5	1:05.918	28.486		37.432	145	17	1:05.860	28.508		37.352	146		
6	1:06.186	29.227		36.959	147	18	1:05.639	28.277		37.362	147		
7	1:05.559	28.257		37.302	146	19	1:05.623	28.249		37.374	146		
8	1:05.632	28.252		37.380	146	20	1:05.714	28.264		37.450	146		
9	1:22.219	33.184		49.035	82	21	1:05.263	28.171		37.092	147		
10	1:34.656	41.626		53.030	110	22	1:05.479	28.125		37.354	147		
11	1:18.156	36.182		41.974	146	23	1:05.901	28.618		37.283	146		
12	1:05.123	28.179		36.944	147								